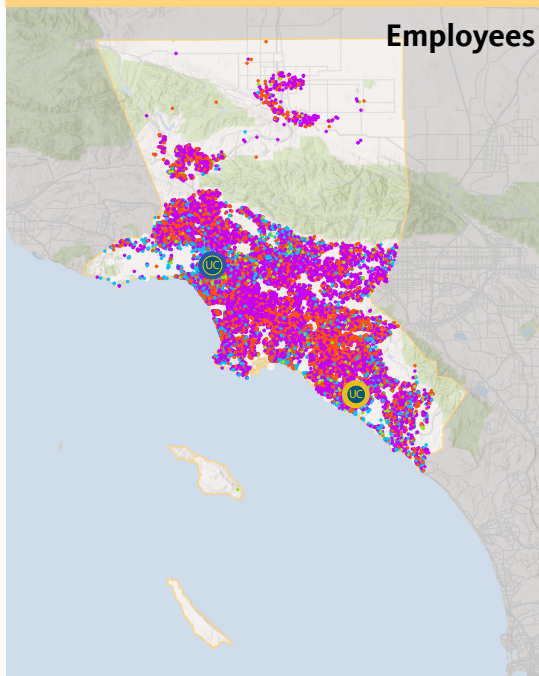
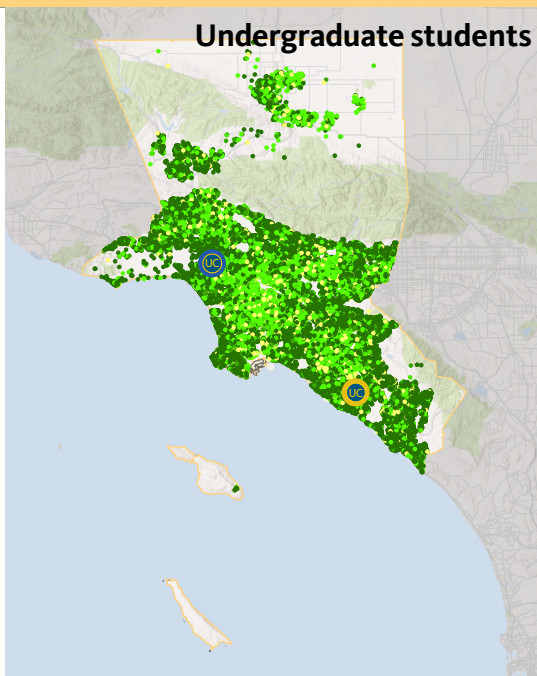


# UNIVERSITY OF CALIFORNIA IN YOUR REGION

Employees



Undergraduate students



## LA Metro

Home to UCLA and UC Irvine

### UC economic impacts

|                   |                 |
|-------------------|-----------------|
| Economic output   | <b>\$25.2 B</b> |
| Employment impact | 163,549         |
| Tax revenue       | <b>\$3.5 B</b>  |

### UC employees 80,850 (Oct 2024; \$8.0 B payroll)

|                 |        |
|-----------------|--------|
| Public service  | 41,994 |
| Health services | 20,517 |
| Instructional   | 11,873 |
| Research        | 6,466  |

### UC retirees (2024) 14,071

### UC alumni 563,879

### UC Health trained professionals 10,806

|               |       |
|---------------|-------|
| Physicians    | 3,082 |
| Nurses        | 1,966 |
| Optometrists  | 160   |
| Dentists      | 985   |
| Veterinarians | 260   |
| UC residents  | 4,353 |

|                         |    |
|-------------------------|----|
| PRIME student hometowns | 22 |
| Students represented    | 39 |

### Fall 2024 undergraduates 69,904

|                         |                 |        |
|-------------------------|-----------------|--------|
| Federal loan recipients | <b>\$66.4M</b>  | 16,360 |
| Cal grant recipients    | <b>\$310.2M</b> | 31,339 |
| UC grant recipients     | <b>\$282.3M</b> | 36,071 |
| Pell grant recipients   | <b>\$159.6M</b> | 32,923 |

|                   |        |
|-------------------|--------|
| no Pell grant     | 36,988 |
| < \$2,000         | 2,515  |
| \$2,000 – \$3,999 | 4,269  |
| \$4,000 – \$6,000 | 19,420 |
| > \$6,000         | 6,712  |

### UC locations and programs 3,122

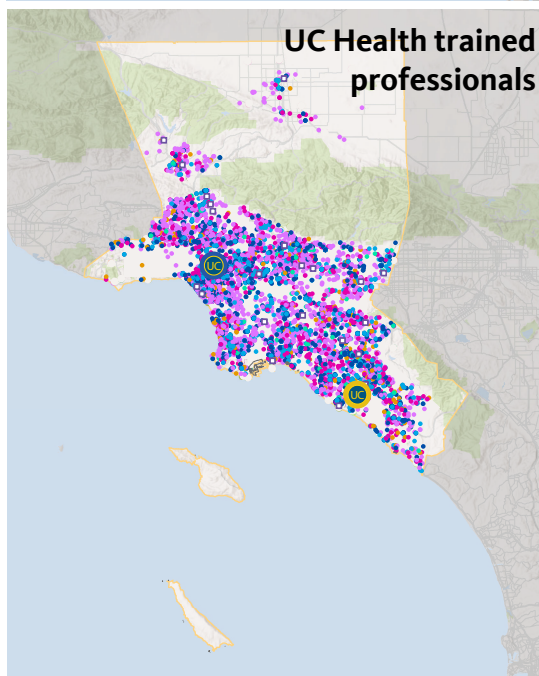
|                            |       |
|----------------------------|-------|
| UC PRIME and patient care  | 430   |
| Health and nutrition       | 781   |
| Food and agriculture       | 102   |
| Student and other services | 1,801 |
| UC medical center/hospital | 4     |



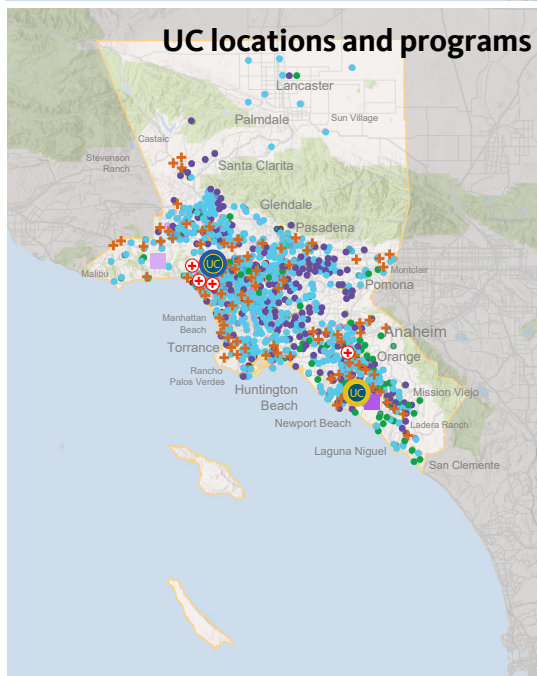
### UC Natural Reserves

|  |  |
|--|--|
| San Joaquin Marsh Reserve                  |  |
| Stunt Ranch Santa Monica Mountains Reserve |  |

UC Health trained professionals



UC locations and programs



Not all locations are visible due to map scale, proximity, and/or colocation.

# UNIVERSITY OF CALIFORNIA IN YOUR REGION

## Employers of UC Alumni in LA Metro



Amazon, Google  
Meta, Apple, Microsoft

Northrop Grumman, Boeing  
Nasa Jet Propulsion Laboratory  
Raytheon Technologies, SpaceX  
The Aerospace Corporation

Disney, Netflix  
NBC, Spectrum  
Sony Pictures Entertainment

Providence  
Capital International Group  
Deloitte, Ernst & Young  
PricewaterhouseCoopers

Southern California Edison  
Los Angeles Department of Water & Power  
Bank of America, Target

CSU - Long Beach & Fullerton  
U.S. Department of Veterans Affairs  
Los Angeles Unified School District

University of Southern California & Cal Tech  
City of Hope  
City of Los Angeles  
Los Angeles County Dept of Public Health  
Optum, Hoag Health System, CVS Health  
Edwards Lifesciences, Amgen  
Gilead Sciences, AbbVie

### UC Health facilities

UCLA and UC Irvine have over  
400 health facilities in the region  
UCLA and UC Irvine are  
conducting almost 1,300 clinical trials

## UC Economic Impact

Economic output

Employment impact

### UC employees

UC employees (Fall 2024)

UC retirees (2024)

### Federal research awards

National Institute of Health

National Science Foundation

Department of Defense

Department of Energy

NASA

Department of Agriculture

Other agencies

### UC students

Students (fall 2024)

Total UC students

### UC UG student aid (Fall 2024)

UC grant

Cal grant

Pell grant

Alumni (as of 2018)

## UC Irvine

\$8,137.6 M

54,240

people

payroll

25,540

\$2,449 M

4,900

### Awards

\$237.1 M

\$42.3 M

\$14.1 M

\$22.3 M

\$3.2 M

\$946,000

\$12.6 M

undergraduate

graduate

30,204

7,093

37,297

people

awards

10,633

\$86.5 M

9,982

\$103.6 M

10,547

\$58.6 M

140,090

## UCLA

\$16,554.5 M

108,050

people

payroll

59,020

\$6,030 M

11,310

### Awards

\$631.6 M

\$52.1 M

\$39.7 M

\$29.9 M

\$16.0 M

\$1.5 M

\$47.9 M

undergraduate

graduate

33,475

13,860

47,335

people

awards

11,439

\$75.4 M

9,953

\$91.4 M

10,139

\$43.2 M

366,010

## UC System

\$82,161.9 M

529,119

people

payroll

274,420

\$27,400 million

85,200

### Awards

\$2,400 M

\$516.9 M

\$348.0 M

\$135.8 M

\$99.2 M

\$123.7 M

\$3,220.9 M

undergraduate

graduate

236,070

63,219

299,289

people

awards

90,525

\$719.3 M

76,408

\$760.4 M

82,966

\$396.0 M

2.2 million

## Top companies employing UC alumni

Raytheon Technologies  
Kaiser Permanente  
Edwards Lifesciences

Microsoft  
Intel  
AbbVie  
Genentech

Amgen  
Cedar-Sinai  
Salesforce  
Deloitte

Google  
Amazon  
Meta  
Apple

NBC  
Disney  
Boeing  
Northrop Grumman