

UC Systemwide Survey Data Training

Institutional Research and
Academic Planning (IRAP)
University of California
Office of the President
September 10, 2021



Introduction

1. Overview of all of the surveys IRAP administered
2. Surveys by content areas
 - Undergraduate surveys
 - Graduate surveys
3. Survey Services and survey website
4. Existing survey dashboards, reports, and presentations
5. Group discussion

Presenters

Yang Yang, Institutional research and planning analyst

Julienne Palbusa, Institutional research and planning analyst

Matt Reed, Institutional research and planning analyst

Courtney Sanders, Institutional research and planning analyst

Darin Jensen, Data visualization analyst

IRAP has administered/supported 15 surveys

Undergraduate Education and Experience

- UC Undergraduate Experience Survey (UCUES)
- Undergraduate Cost of Attendance Survey
- Undergraduate Application Survey
- Admitted Transfer Applicant Survey
- Undergraduate Alumni Survey

Graduate Education and Experience

- UC Graduate Student Experience Survey (UCGSES)
- Graduate Student Well-Being Survey
- Graduate Cost of Attendance Survey
- Graduate Student Support Survey
- PhD Career Pathways Surveys (2): Students | Alumni
- Graduate Alumni Survey

Other Systemwide Surveys

- Student Food Access and Security Survey
- Campus Climate Survey
- Medical Plan Satisfaction Survey

IRAP has administered/supported 15 surveys

Thank you to our collaborators:

- Basic Needs Committee
- Campus Health Center
- Campus Institutional Research
- Campus Student Affairs
- Communications
- Council of Graduate Schools
- Council of Graduate Deans
- Graduate and Professional Council
- Graduate, Undergraduate and Equity Affairs (GUEA) at UCOP
- UC Graduate Student Experience Survey (UCGSES) Coordinators
- UC Undergraduate Experience Survey (UCUES) Coordinators
- Undergraduate Education

Themes in undergraduate student and other surveys



12 themes covered in undergraduate and other surveys

- Educational experience and engagement
- Satisfaction
- Campus climate
- Evaluation of major
- Plans and aspirations
- Student development and learning outcomes
- Basic needs and financial concerns
- College cost
- College choice
- Demographics
- Student health
- COVID and remote instruction

Educational experience and engagement

Related survey: UCUES

- Questions regarding:
 - **Academic engagement**
How often have you engaged in working with a faculty member on an activity other than coursework?
 - **Time allocation**
How many hours do you spend in a typical week on paid employment on and off campus?
 - **Educational experiences**
Are you currently assisting or have assisted faculty in conducting research?

Educational experience and engagement

Related survey: UCUES

- Questions regarding:
 - Co-curricular experience

Have you been or are you currently involved in a student organization(s)?
 - Community and civic engagement

During this academic year, have you participated in community service off campus?

Educational experience and engagement

University of California Undergraduate Experience Survey (UCUES) Data Tables, 2020

Satisfaction

Academic Experience

Academic Engagement

Educational Experience

Academic Development

Major Evaluation

Satisfaction

Academic Experience

Academic Engagement

Educational Experience

Academic Development

Major Evaluation

Campus Climate

Student Development

Co-Curricular

Civic Engagement

Time Allocation

Basic Needs & Afford

Plans

Background

Engagement

Please select a characteristic first and then filter on the selected characteristic. "All" option shows everyone.

Display # or %

Both

Select a characteristic

Birth sex

Filter by selected characteristic

(All)

Engaged in the following activities so far this

	Never	One time	Two times	Three or more times	Total
	915	3,969	9,050	16,900	30,834
	3%	13%	29%	55%	100%
on an activity other than coursework	19,822	5,493	2,483	2,979	30,777
	64%	18%	8%	10%	100%

How often have you done each of the

	Never	Rarely	Occasionally	Somewhat often	Often	Very often	Total
in class	7,950	16,997	21,979	12,910	9,073	4,268	73,177
	11%	23%	30%	18%	12%	6%	100%
Brought up ideas or concepts from different courses during class discussions	8,344	16,557	20,766	13,140	9,837	4,458	73,102
	11%	23%	28%	18%	13%	6%	100%
Communicated with the instructor outside of class about issues and concepts derived from a course	12,341	17,854	19,605	11,314	8,008	4,142	73,264
	17%	24%	27%	15%	11%	6%	100%
	2,290	9,861	21,297	15,645	15,658	8,277	73,028

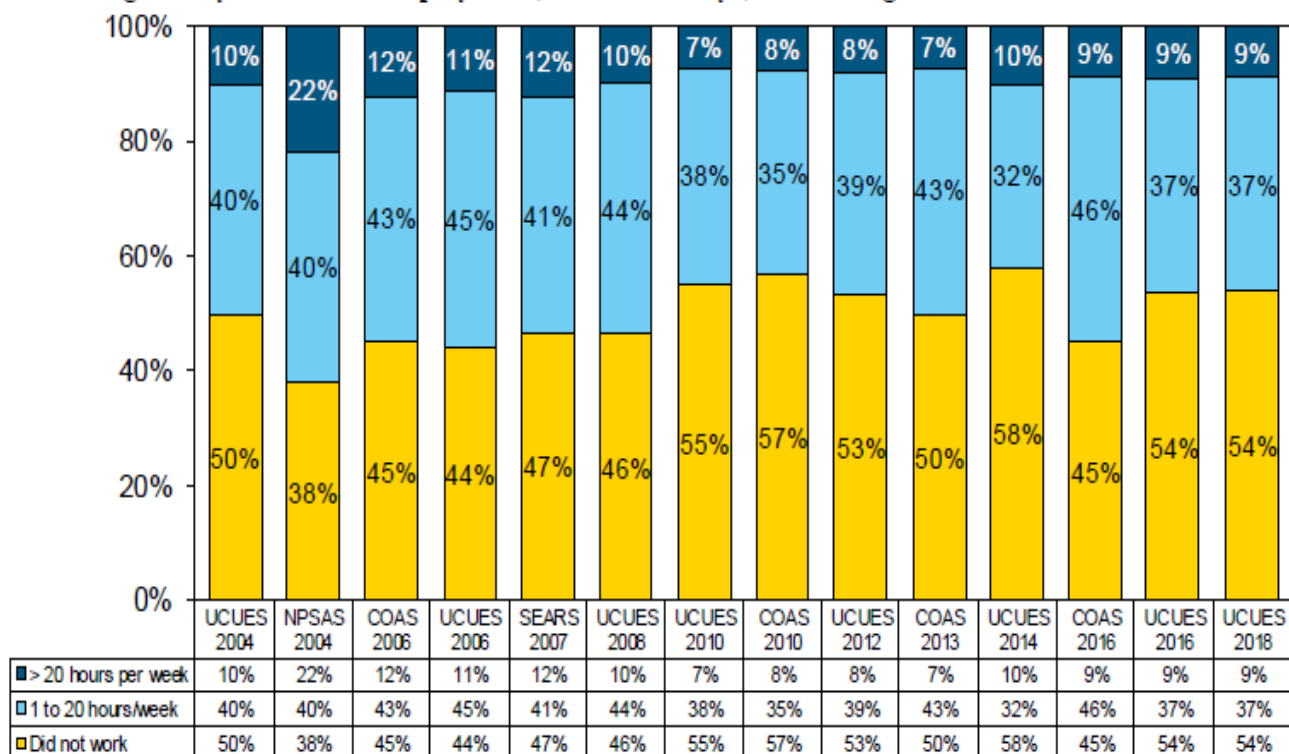
<https://www.universityofcalifornia.edu/infocenter/ucues-data-tables-2020>

Educational experience and engagement

Regents item: **ACADEMIC AND STUDENT AFFAIRS COMMITTEE**
November 13, 2019

Undergraduate financial aid at the University of California

Figure 1: Manageability of Student Employment, Recent Surveys, All Undergraduates



<https://regents.universityofcalifornia.edu/regmeet/nov19/a1.pdf>

Satisfaction

Related surveys: UCUES, Undergraduate Alumni Survey

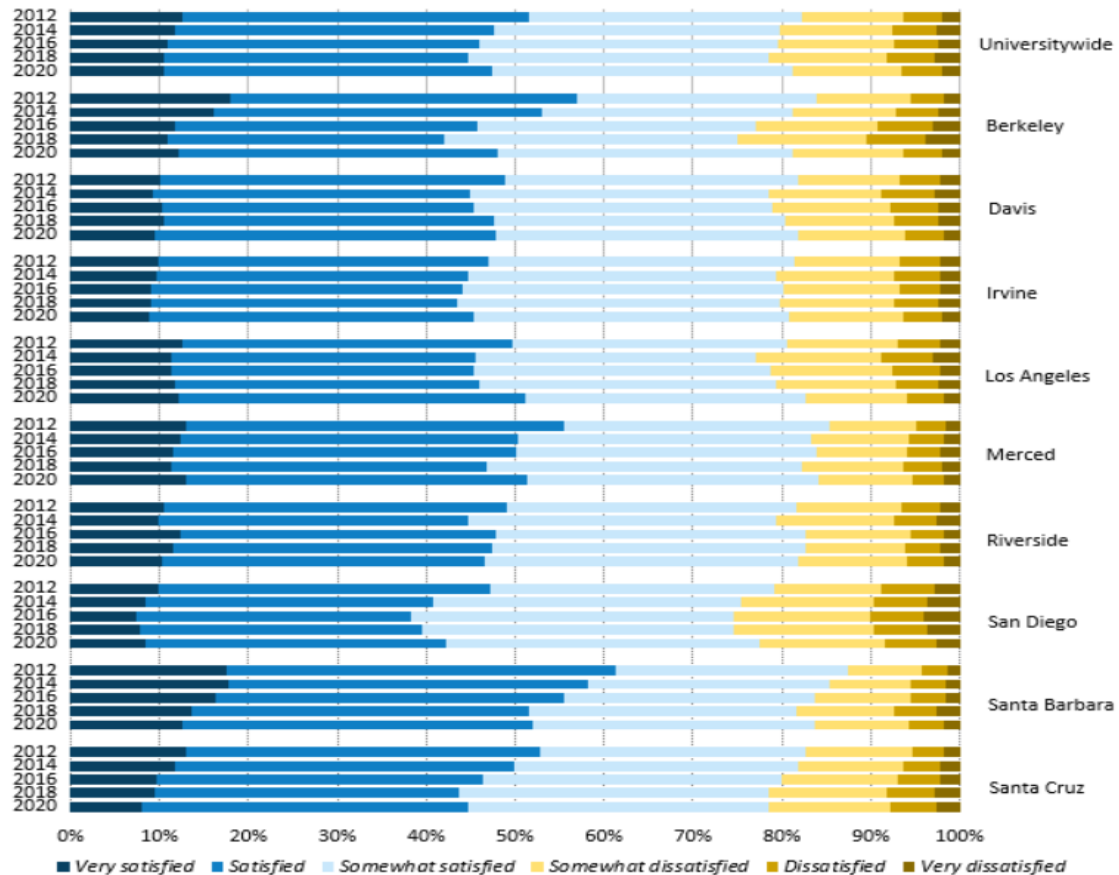
- Questions on satisfaction with the undergraduate experience

Both surveys asked about satisfaction with overall social and academic experience and if the education is worth the price students pay.

A sense of belonging question is included in UCUES.

Satisfaction

8.1.5 Student satisfaction with overall academic experience, Universitywide and UC campuses, Spring 2010 to 2020



Source: UCUES. Note that this data includes all UCUES respondents; previous Accountability reports were limited to seniors.

<https://accountability.universityofcalifornia.edu/2021/chapters/chapter-8.html#8.1.5>

Satisfaction

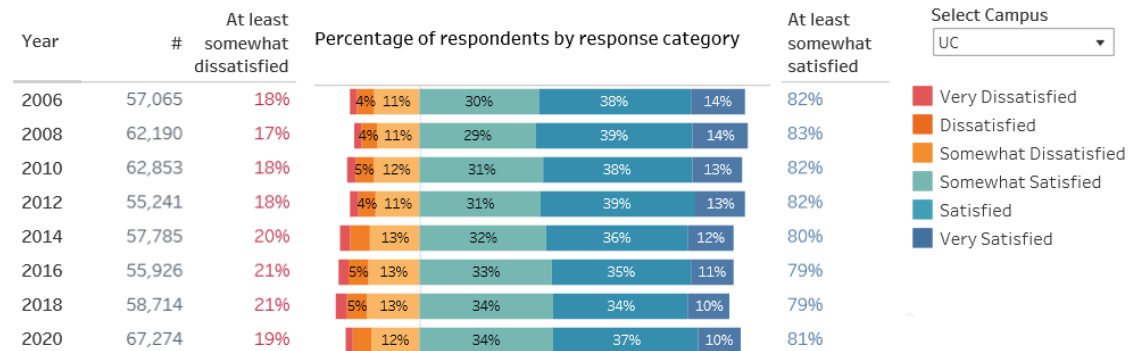
UCUES common items longitudinal analysis

▼ < Satisfaction Experience Engagement Research Expectations First Choice Major Professors Students Know >

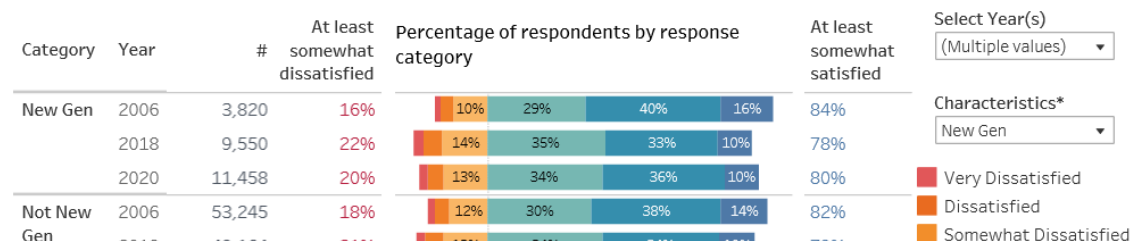
Satisfaction

Satisfaction: overall academic experience ▼

Responses by Year at UC



Responses by New Gen and Year at UC



<https://www.universityofcalifornia.edu/infocenter/ucues-longitudinal>

Campus climate

Related surveys: UCUES, Campus Climate Survey

- Questions regarding:

- Campus climate

Rate the general climate at UC: safe (1) to dangerous (6)
(UCUES)

If students have experienced any exclusionary, intimidating, offensive, and/or hostile behaviors at their campus.

(Campus climate survey)

- Diversity and inclusiveness

Select level of agreement with: students of my race/ethnicity are respected on this campus. (UCUES)

Campus climate

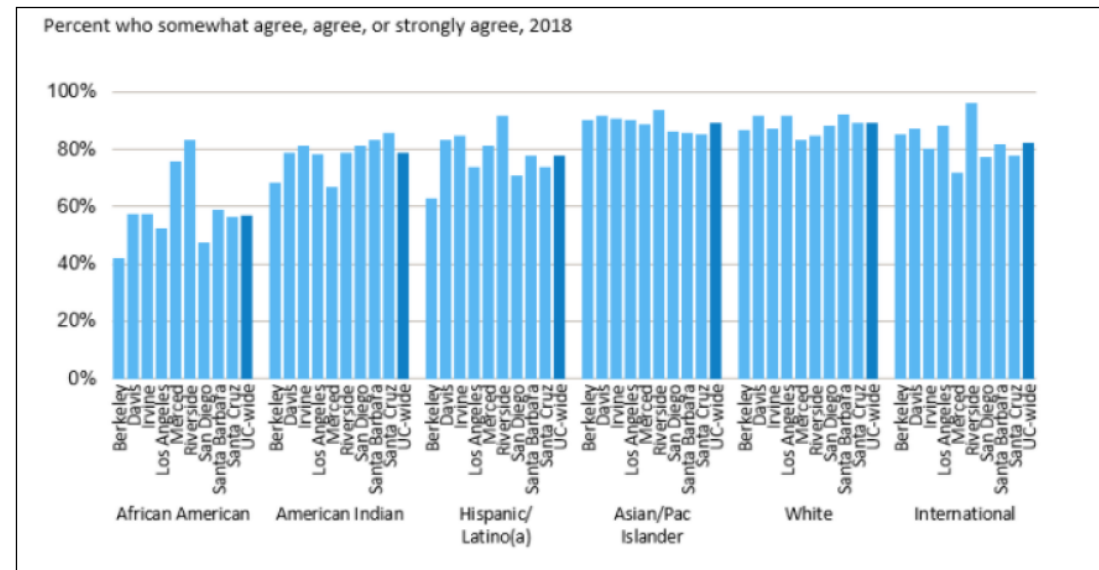
Regents item:

Meeting of November 18, 2020

Native American student admissions and outreach

According to the 2018 UC Undergraduate Experience Survey (UCUES), approximately 80 percent of AIAN students report feeling respected on campus, compared with approximately 85 percent of whites and Asians, as shown in Figure 11 below. Figure 11 also shows the variation in feelings of respect by campus.

Figure 11: 2018 UCUES question by campus



Source: UCUES 2018

The section on campus climate for diversity and inclusiveness shows that AIAN students are less likely to “Agree” and “Strongly Agree” with the statement that they are comfortable with the campus climate in their major (55 percent), their classes (57 percent), and the University campus (50 percent) than the all-student average. But as seen in Figure 13, American Indian student responses to the statement that they “Agree” and “Strongly Agree” that the campus is safe and

<https://regents.universityofcalifornia.edu/regmeet/nov20/a3.pdf>

Evaluation of major

Related surveys: UCUES

- Questions regarding:
 - **Evaluation of the major**

Were the following factors very important in deciding your major? – leads to a high paying job.
 - **Evaluation of educational experiences**

How satisfied are you with the following of your educational experience? – quality of faculty instruction.

Plans and aspirations

Related surveys: UCUES, Undergraduate Alumni Survey

- Questions regarding:
 - **Post-graduation plans for degree pursuing**
 1. What is the highest academic degree or credential you plan to eventually earn? (UCUES)
 2. To what extent did your overall undergraduate experience influence your plans for graduate or professional studies? (Undergraduate Alumni Survey)
 - **Career destinations**

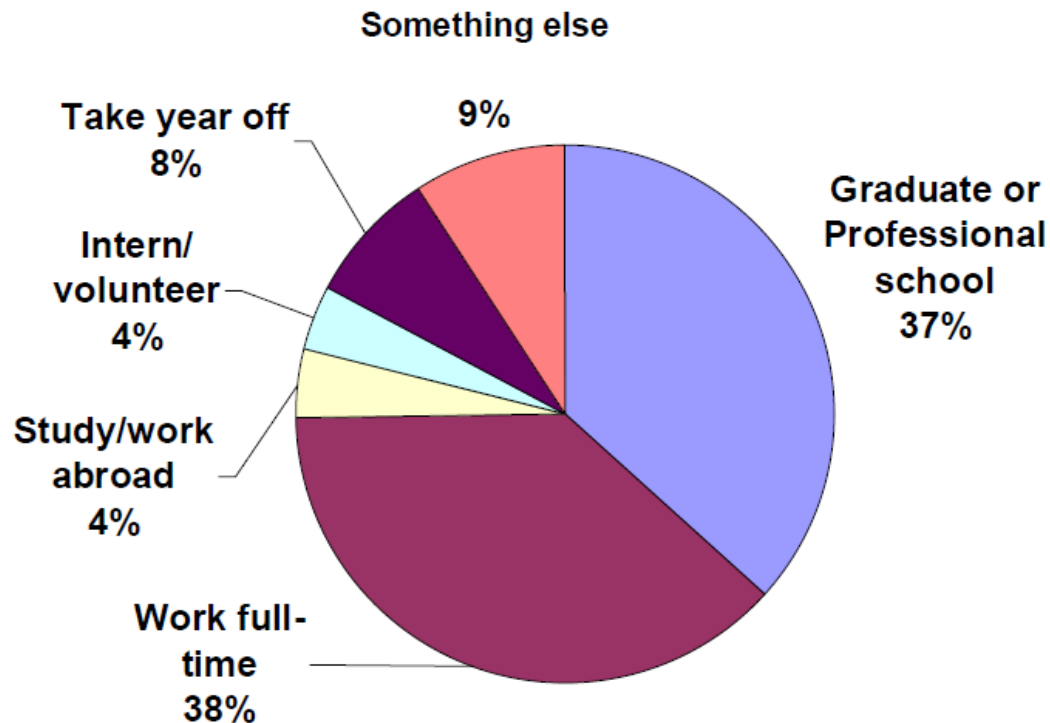
What career do you hope to eventually have after you have completed your education? (UCUES)

Plans and aspirations

Regents item: University of California Annual Accountability Report

Meeting July 2009

Post-Graduation Plans of Seniors, Spring 2008



May 2009 Accountability Report Indicator 1.15

<https://regents.universityofcalifornia.edu/regmeet/jul09/l1attach.pdf>
<https://regents.universityofcalifornia.edu/minutes/2010/lrp5.pdf>

Student development and learning outcomes

Related surveys: UCUES, Undergraduate Alumni Survey, Campus Climate Survey

- Questions regarding:
 - **Academic development**
 1. How well do you think your undergraduate experience at UC prepared you to write effectively?" (Undergraduate Alumni Survey)
 2. Level of agreement on "My academic experience has had a positive influence on my intellectual growth and interest in ideas."
(Campus Climate Survey)
 - **Personal development**

How well did your undergraduate experience prepare you for personal and professional situations that require ability to get along with people of diverse backgrounds and perspectives?
(Undergraduate Alumni Survey)

Student development and learning outcomes

Related surveys: UCUES, Undergraduate Alumni Survey, Campus Climate Survey

- Questions regarding:

- Academic experience and globalization

In this academic year, how often have you feel depressed, stressed or upset been an obstacle to your school work or academic success?
(UCUES)

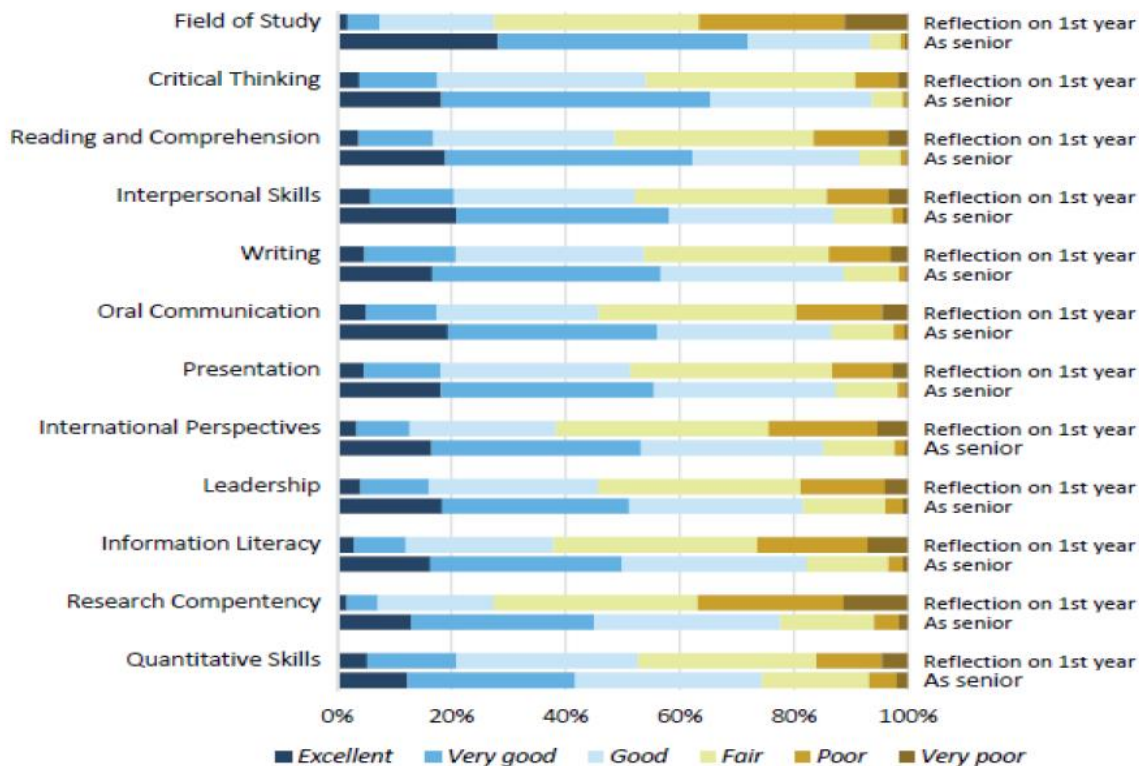
- Student life and development

Rate your awareness and understanding of my own racial and ethnic identity when you started at this campus and now.
(UCUES)

Student development and learning outcomes

Regents item: Twenty-first century skill development for University of California students
Meeting of November 18, 2020

Figure 1: Self-reported skill levels from first year to senior years for seniors that entered as freshmen (Spring 2018)



Source: UC Accountability Report (Indicator 8.1.1)

<https://regents.universityofcalifornia.edu/regmeet/nov20/a1.pdf>

Basic needs/Financial concerns

Related surveys: UCUES, COAS, Student Food Access and Security Survey

- Questions regarding:

- Food access/security

For the current quarter/semester, how often has cost of food made it hard for you to get the food that you want?
(Student Food Access and Security Survey)

- Housing security

For this academic term, where do you live?
Homeless or no consistent place to sleep as an option.
(COAS)

College cost

Related surveys: COAS

- Questions regarding:
 - Costs on housing, meals, phone, transportation, personal use, books and supplies
 1. What is the total cost of your housing contract for the current academic year?
 2. How often do you buy meals outside of what you prepare at home?
 3. What are your monthly expenses for clothing, shoes, laundry, dry cleaning, toiletries, and haircare?

College cost

Regents item: University of California efforts to advance affordable course materials and open educational resources

Meeting of July 21, 2021

As part of estimating costs and setting estimates of student expense budgets, UC administers a UC Cost of Attendance Survey every two years (as of 2021).

Among the observations from the most recently completed survey, average annual expenses for textbooks and educational supplies declined between the 2013 and 2016 surveys, and that trend continued with the 2019 survey:

- In 2019 students reported average annualized spending of \$451 on textbooks—34 percent less than what students reported in 2016 in constant dollars. This decrease in spending on textbooks continues the declining trend in textbook expenses over the past three COAS surveys. (see Figure 1).

Figure 1. UC Cost of Attendance Survey (COAS): Average Annual Expenses for Textbooks and Educational Supplies, 2013, 2016 and 2019 (constant 2019 dollars)

	2013	2016	2019	DIFFERENCE 2016 to 2019	
				Dollars	Percent
All students					
Textbooks	\$844	\$687	\$451	(\$236)	-34%
Supplies	\$174	\$131	\$122	(\$9)	-7%
Additional computer hardware	\$160	\$247	\$238	(\$9)	-4%
Educational software	\$44	\$93	\$90	(\$3)	-3%

Source: Setting the Total Cost of Attendance at UC, December 2019 (<https://www.ucop.edu/enrollment-services//data-and-reporting/other-student-financial-services-reports/coas19-report-final.pdf>)

<https://regents.universityofcalifornia.edu/regmeet/july21/a3.pdf>

College choice

Related surveys: UC Admitted Transfer Applicant Survey

- Questions regarding:
 - **Choice of attendance**
Among the colleges/universities that you applied to, which one was your first choice?
 - **Factors that influence on choice of attendance**
How influential were each of the following factors on your choice of a college/university to attend for fall 2017 or winter/spring 2018?
 - **Reasons to enroll or not enroll at UC**
What are the 3 main reasons why you are enrolling at UC ?

Demographics

Related surveys: UCUES, Undergraduate Alumni Survey, Student Food Access and Security Survey, Campus Climate Survey

- Questions regarding:
 - Gender identity, sexual orientation, political orientation, etc.
 1. What is your current gender identity?
 2. What is your current sexual orientation?
 3. On average, how do you think other people on campus would describe your appearance, style, dress, or mannerisms?
 4. Do you have dependent child(ren) who currently reside with you?

Demographics

Regents item: Approaches to supporting the basic needs of parenting students

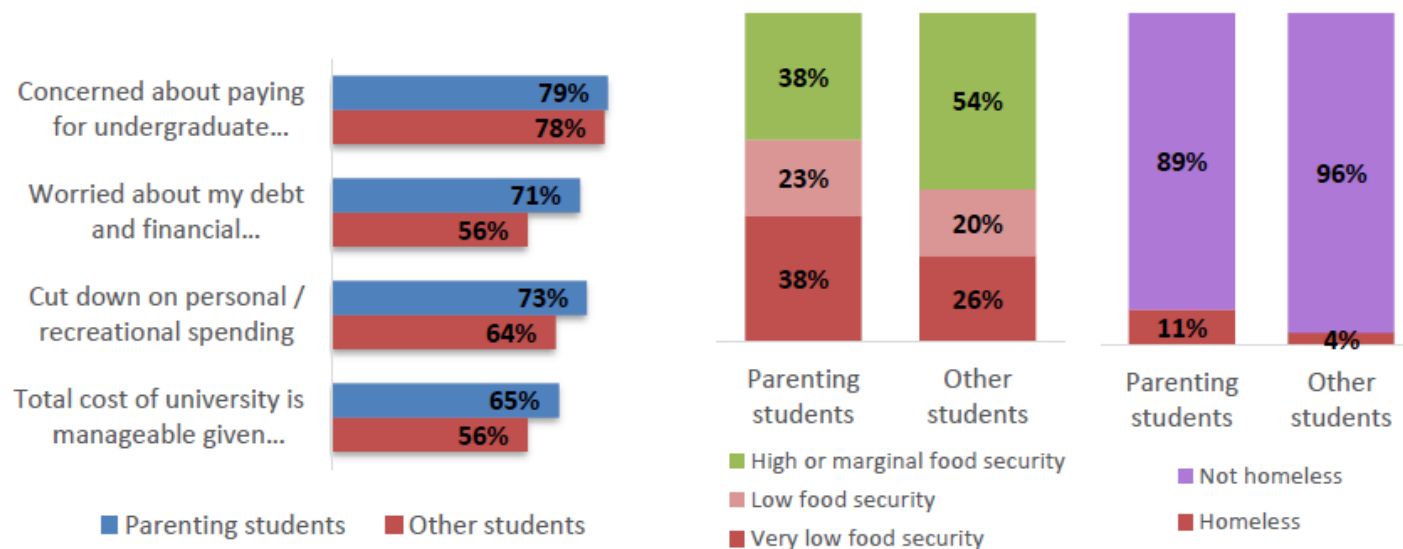
Meeting of January 21, 2020

SPECIAL COMMITTEE ON BASIC NEEDS January 21, 2020

-3-

S1

Figure 1: Undergraduate parenting students' financial concerns and basic needs, 2016 and 2018



<https://regents.universityofcalifornia.edu/regmeet/jan20/s11.pdf>

Student health

Related surveys: UCUES, Student Food Access and Security Survey

- Questions regarding:
 - **Student health**
 1. How would you describe your general health? (Student Food Access and Security Survey)
 2. In the last 12 months, how would you rate the overall level of stress you have experienced? (Student Food Access and Security Survey)
 3. Do you have any conditions or disabilities that significantly affect your experience as a student at UC [Campus Name], including how you learn or perform academically, interact with others, or access the campus? (UCUES)

Student health

Regents item: Supporting students with disabilities at the University of California

Meeting of November 18, 2020

- Students who reported having an emotional or mental health concern or condition were less likely than students who reported having the other types listed above to receive accommodations.
- Not all students with disabilities or conditions need or wish to receive accommodations.

Type of Disability or Condition	Percentage of UCUES respondents who indicated that they currently receive accommodations
Physical disability or condition (e.g., mobility limitation, sensory condition)	40%
Learning disability or condition (e.g., dyslexia, speech disorder)	42%
Neurodevelopmental/cognitive disability or condition (e.g., autism, attention deficit/hyperactivity disorder, brain injury)	40%
Emotional or mental health concern or condition (e.g., depression, anxiety, posttraumatic stress disorder)	19%
Other disability or condition	29%
Any disability or condition	21%

Gender by Type of Disability

- Female students were more likely than their male counterparts to report having an emotional or mental health concern.
- Male respondents were more likely than females to identify having any of the other disabilities or conditions.

Type of Disability or Condition	Female	Male
Physical disability or condition (e.g., mobility limitation, sensory condition)	59%	40%
Learning disability or condition (e.g., dyslexia, speech disorder)	56%	43%
Neurodevelopmental/cognitive disability or condition (e.g., autism, attention deficit/hyperactivity disorder, brain injury)	55%	44%
Emotional or mental health concern or condition (e.g., depression, anxiety, posttraumatic stress disorder)	73%	27%
Other disability or condition	57%	42%
Any disability or condition	70%	30%
All UCUES Respondents	62%	38%

<https://regents.universityofcalifornia.edu/regmeet/nov20/a4.pdf>

COVID and remote instruction

Related surveys: UCUES

- Questions regarding:
 - COVID health
 1. How concerned are you about the possible effects of COVID-19 on your learning in the following ways?
 2. Do you plan to enroll at UC [campus] in Fall 2020?
 - Remote instruction
 1. Compared to in-person classes, how much have you learned from the following methods of remote instruction?
 2. Please rate the following aspects of remote instruction compared to in-person classes.

COVID and remote instruction

Undergraduate UCUES COVID-19 and remote learning

Introduction Respondent profile Fall 2020 enrollment Effects on learning Effects on students Student w >

Introduction

Respondent profile

Fall 2020 enrollment

Effects on learning

Effects on students

Student wellbeing

Health response

Remote instruction feedback

Remote instruction quality

Remote instruction experience

What are the possible effects of COVID-19 on your learning in the following ways?



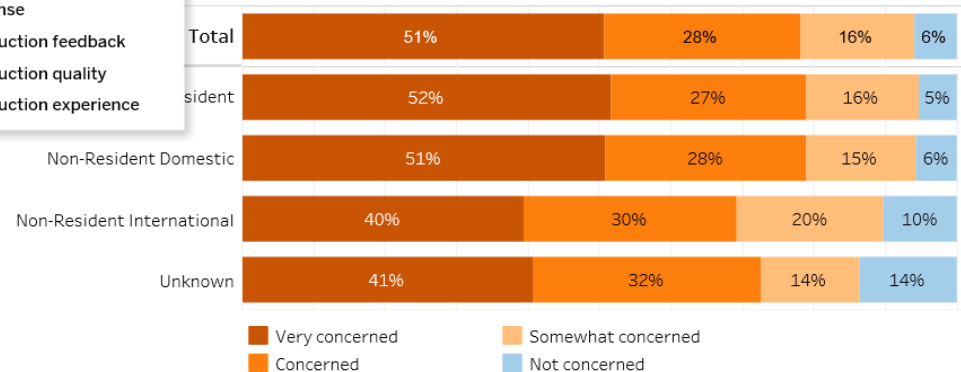
Respondent characteristics

Learning factor

Residency

Learning effectively in the remote instruction environment

Learning effectively in the remote instruction environment



	Number of respondents	% Respondents	% share of weighted respondents
Very concerned	37,758	50.7%	49.3%
Concerned	20,500	27.5%	27.8%
Somewhat concerned	11,928	16.0%	16.5%
Not concerned	4,320	5.8%	6.3%
Grand Total	74,506	100.0%	100.0%

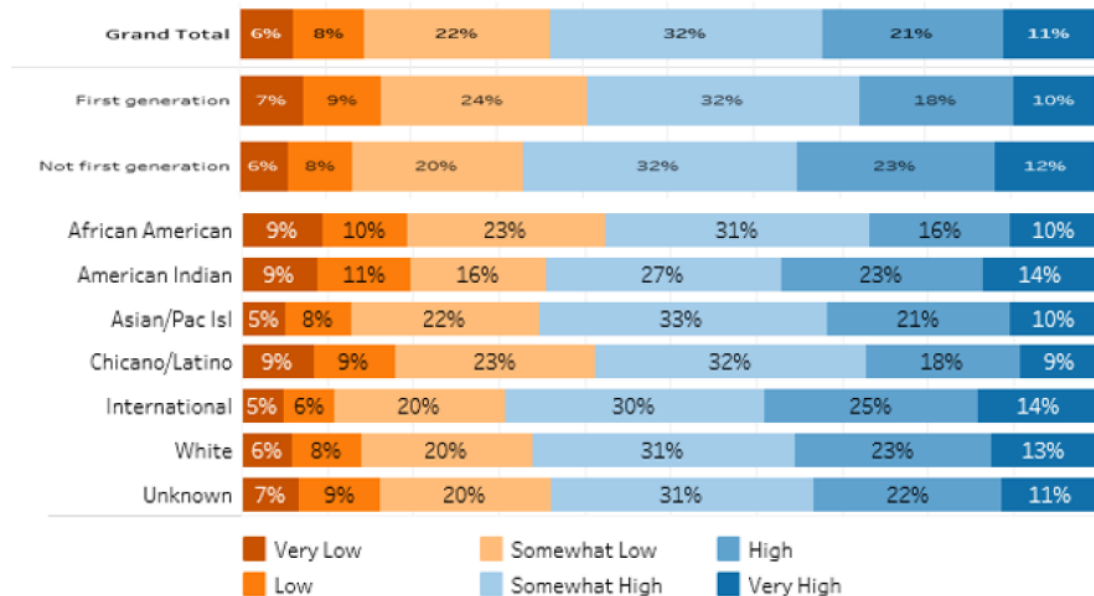
Data source: 2020 UC Undergraduate Experience Survey. Results were weighted by campus size, gender, and resident status. Updated on 9/11/2020

<https://www.universityofcalifornia.edu/infocenter/ucues-covid-19>

COVID and remote instruction

Regents item: Planning and evaluation of COVID-19 academic and student impacts
Meeting of September 16, 2020

Figure 6: Spring 2020 UCUES responses to the statement “my confidence using tools for remote learning is”



This information identified where to prioritize targeted support for existing students. It also emphasized the importance of ensuring incoming students had familiarity and confidence in how to use remote instruction tools and that campus orientation sessions needed to be expanded to meet this need to ensure students had a successful start in the fall.

<https://regents.universityofcalifornia.edu/regmeet/sept20/a1.pdf>

Themes in graduate and professional student surveys



12 themes covered in graduate and professional student surveys

- Academic and program experience
- Academic progress
- Program and campus climate
- Advising
- Financial experience/support
- Basic needs
- Satisfaction
- Well-being and mental health
- Professional development
- Career aspirations and plans
- Post-graduation employment
- Demographics

Academic and program experience

Related surveys: PhD pathways student survey, Graduate student support survey, Graduate well-being survey, UC Graduate student experience (UCGSES)

- Questions regarding:
 - **Program engagement**
 - My academic work is meaningful and inspires me.
 - My academic work stretches and challenges me intellectually.
 - **Program quality (UCGSES)**
 - Overall, I am satisfied with the quality of the curriculum.
 - Rate the overall quality of your graduate degree program.
 - **Factors in choosing a graduate college/university**
 - How important were the following factors in your decision about which graduate school to attend? - program reputation, amount of financial support offer, presence of diverse faculty, etc.
 - **COVID-19 remote learning and research**
 - How satisfied are you with each of the following aspects of your graduate coursework during the 2020-21 academic year? – interaction with instructors, quality of my own engagement, etc.

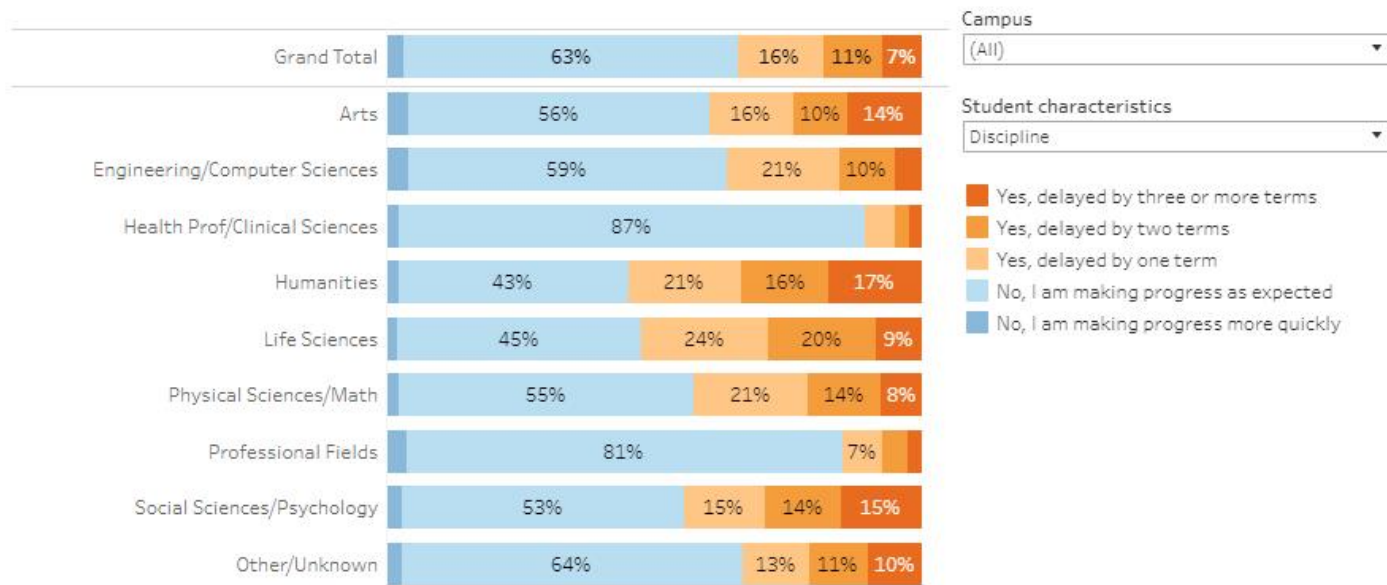
Academic /program experience

Graduate student UCGSES COVID-19 and remote learning

[Introduction](#)[Student profile](#)[Access to resources](#)[Impacts on degree completion](#)[Satisfaction](#)

Impacts of COVID-19 on degree completion

Has progress toward your degree completion been delayed due to the impacts of COVID-19?



<https://www.universityofcalifornia.edu/infocenter/UCGSES-COVID-19-survey>

Academic progress

Related surveys: Graduate well-being survey, UCGSES, PhD pathways student survey

- Questions regarding:
 - **Academic progress (UCGSES)**
 - I have completed all required coursework for my program.
 - I have defended (completed) my dissertation/thesis/MA project.
 - **Progress to degree (UCGSES)**
 - Has your progress toward your degree completion been delayed due to the impacts of COVID-19?
 - I'm on track to complete my degree program on time.
 - I'm well prepared for the work required to complete my program.

Academic progress

UC doctoral experience survey

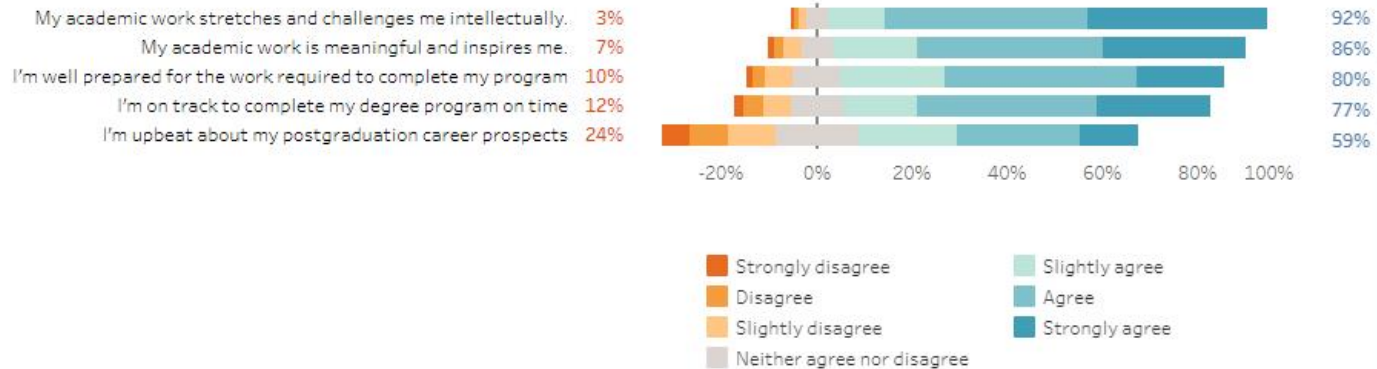
▼ < Respondent profile Academic progress and skills Professional development Advising and mentorship Financial support Career as >

Academic experience, progress and skills

Campus (All) Student level (All) Discipline (All)

Gender (All) Race/Ethnicity (All) Residency status (All) Survey administration year (All)

Academic progress and experience



<https://www.universityofcalifornia.edu/infocenter/doctoral-experience-survey>

Program/campus climate

Related surveys: Graduate well-being survey, UCGSES

- Questions regarding:
 - Program and campus climate (UCGSES)
 - In my graduate program, I feel included by – my peers; the faculty; the administration and staff.
 - There is a strong sense of community in my graduate program.
 - Faculty in my graduate program make thoughtful efforts to advance inclusion in my program.

Program/campus climate

Below are statements with which you may agree or disagree. Indicate your agreement or disagreement with each item by selecting the appropriate response.

	Strongly Disagree	Disagree	Slightly Disagree	Neither Disagree Nor Agree	Slightly Agree	Agree	Strongly Agree	Total	Strongly Disagree	Disagree	Slightly Disagree	Neither Disagree Nor Agree	Slightly Agree	Agree	Strongly Agree	Total
<i>In my graduate program, I feel valued and included by...</i>																
65. my peers	145	197	252	457	946	2,139	1,196	5,332	2.7%	3.7%	4.7%	8.6%	17.7%	40.1%	22.4%	100.0%
66. the faculty	203	279	413	674	1,140	1,911	711	5,331	3.8%	5.2%	7.7%	12.6%	21.4%	35.8%	13.3%	100.0%
67. the administration and staff	187	198	264	908	956	1,926	885	5,324	3.5%	3.7%	5.0%	17.1%	18.0%	36.2%	16.6%	100.0%
<i>In my graduate program, my culture is valued and respected by...</i>																
68. my peers	116	132	186	862	610	2,188	1,232	5,326	2.2%	2.5%	3.5%	16.2%	11.5%	41.1%	23.1%	100.0%
69. the faculty	142	152	179	1,075	642	2,076	1,054	5,320	2.7%	2.9%	3.4%	20.2%	12.1%	39.0%	19.8%	100.0%
70. the administration and staff	109	93	135	1,331	572	2,023	1,056	5,319	2.0%	1.7%	2.5%	25.0%	10.8%	38.0%	19.9%	100.0%
71. My graduate program keeps hassles and administrative paperwork to a minimum, freeing me to focus on my academic work.	306	341	531	566	915	1,893	780	5,332	5.7%	6.4%	10.0%	10.6%	17.2%	35.5%	14.6%	100.0%
<i>There is...</i>																
72. a strong sense of community in my graduate program.	330	497	482	559	1,178	1,436	850	5,332	6.2%	9.3%	9.0%	10.5%	22.1%	26.9%	15.9%	100.0%
73. a strong sense of community among graduate students in the university.	437	825	731	1,246	964	848	279	5,330	8.2%	15.5%	13.7%	23.4%	18.1%	15.9%	5.2%	100.0%
74. My graduate program is hostile toward students and the concerns they raise. (REVERSED)	1,292	1,789	560	836	457	256	143	5,333	24.2%	33.5%	10.5%	15.7%	8.6%	4.8%	2.7%	100.0%
75. The university is hostile toward students and the concerns they raise. (REVERSED)	1,017	1,535	509	1,217	486	342	227	5,333	19.1%	28.8%	9.5%	22.8%	9.1%	6.4%	4.3%	100.0%

Graduate student well-being survey summary report, 2016

https://www.ucop.edu/institutional-research-academic-planning/files/survey-documents-graduate/graduate_well_being_survey_data.pdf

Advising

Related surveys: PhD pathways student survey, Graduate well-being survey, UCGSES

- Questions regarding:
 - Faculty advising (UCGSES)
 - My primary academic advisor... provides advice in support of my goals and ambitions.
 - ... is actively involved in my academic training.
 - ... treats me fairly.
 - Overall advising and mentorship experience (UCGSES)
 - I'm satisfied with... the mentorship I receive in my program .
 - ... the career support I receive in my program.

Advising

Figure 2: UC academic doctoral percent disagreement/agreement with the advising statements based on 2016 and 2020 survey data



UC Regents meeting, Academic doctoral education: Supporting pathways to success, January 2021
<https://regents.universityofcalifornia.edu/regmeet/jan21/a2.pdf>

Financial experience/support

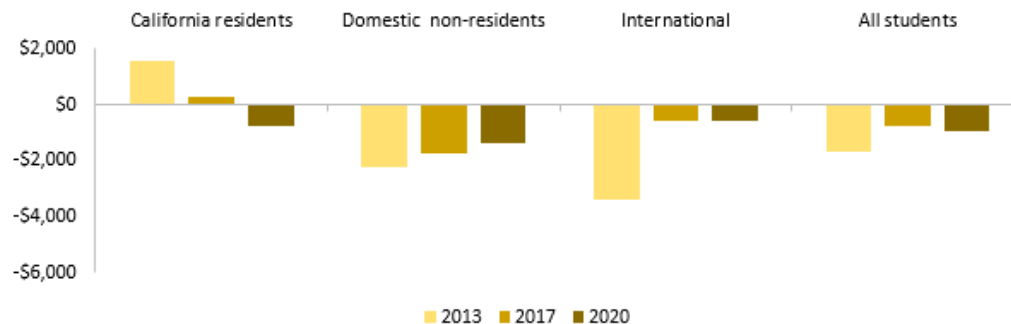
Related surveys: PhD pathways student survey, Graduate cost of attendance, Graduate student support survey, Graduate well-being survey, UCGSES

- Questions regarding:
 - Financial support received from UC and non-UC programs (GSSS)
 - Amount of support from various sources
 - Types of support received (GSSS)
 - Types of support – fellowship/scholarship/grant/traineeship; research assistantship, other employment support
 - Number of years of guaranteed support (GSSS)
 - Does your overall support package from UC or non-UC school include support for multiple years?
 - Weekly, monthly, and annual costs and expenses (GCOAS)
 - Housing, utilities, childcare, healthcare, etc.
 - Overall financial situation (UCGSES/GSWBS)
 - I'm confident in my financial situation.
 - Financial hardship has impeded my success in my program.

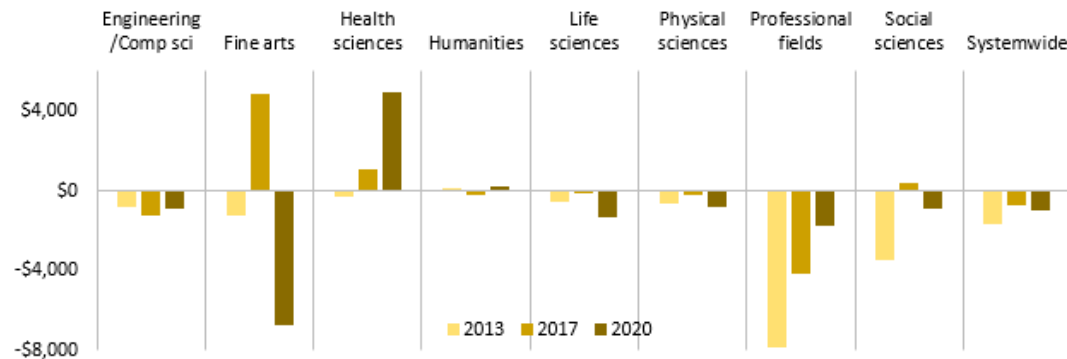
Financial experience/support

4.2.2 Average net stipend offered to graduate academic doctoral students admitted to UC compared with their first-choice non-UC schools, Universitywide, 2013, 2017, and 2020

By residency



By broad discipline



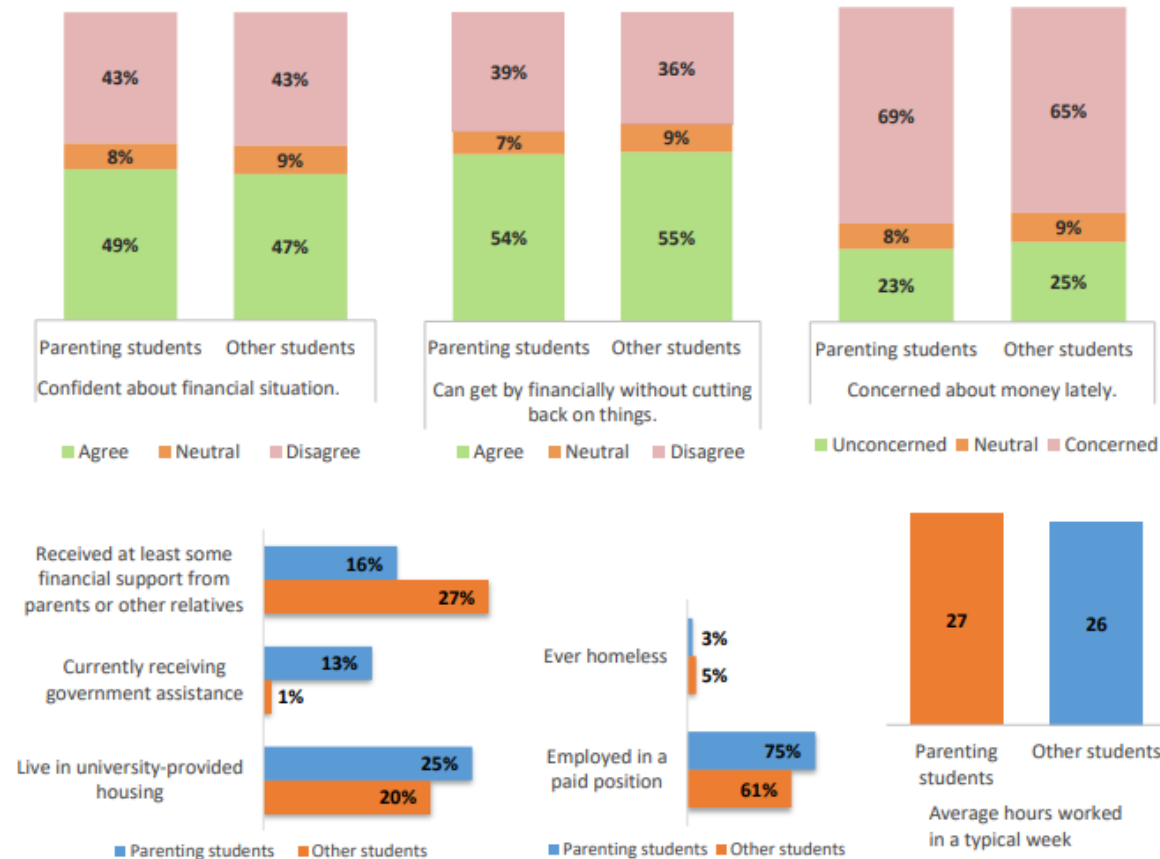
Source: UC Graduate Student Support Survey. Graduate academic professional doctoral programs include EdD, D.Env., DrPH, D.P.T. and D.N.S.

UC accountability report 2021

<https://accountability.universityofcalifornia.edu/2021/chapters/chapter-4.html#4.2.2>

Financial experience/support

Figure 8: Financial situations of graduate parenting students, 2016



Parenting students' experience and challenges at UC, 2019

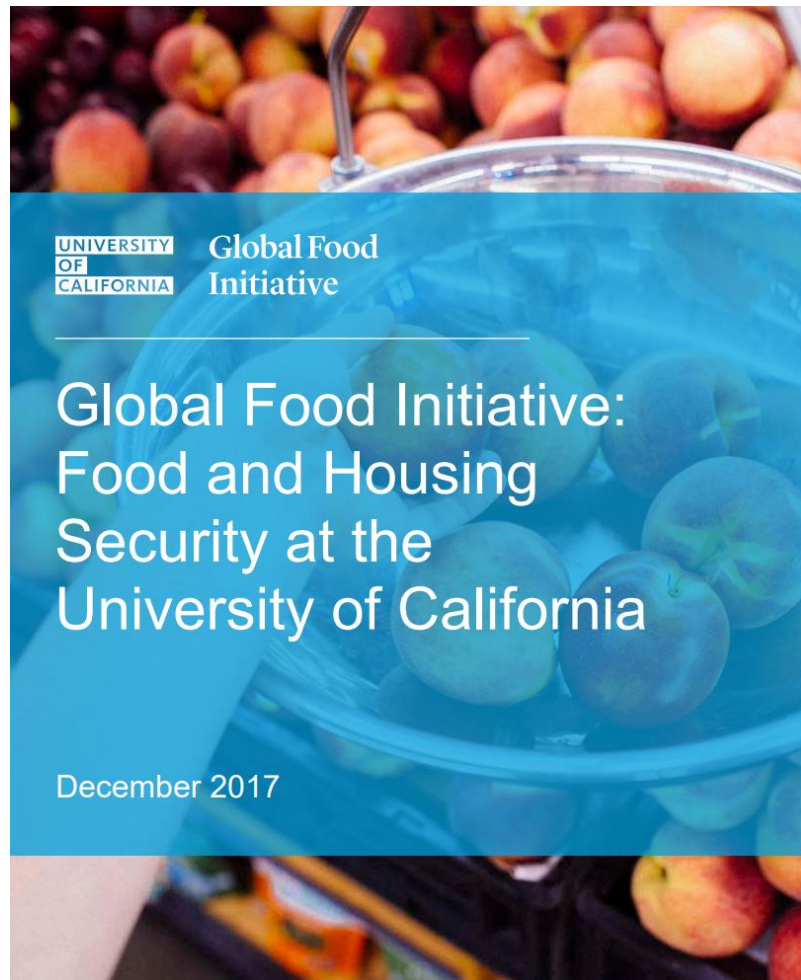
<https://www.ucop.edu/institutional-research-academic-planning/files/uc-parenting-students.pdf>

Basic needs

Related surveys: Graduate cost of attendance survey, Graduate student support survey, Graduate well-being survey, UCGSES

- Questions regarding:
 - **Food insecurity**
 - Did you ever cut the size of your meals or skip meals because there wasn't enough money for food? (UCGSES)
 - **Housing insecurity and homelessness**
 - In the last 12 months, have you ever lacked a safe, regular, and adequate nighttime place to stay and sleep for any length of time? (UCGSES)
 - **Housing needs**
 - How would you describe your likely housing needs at <UC or non-UC school>? (GSSS)
 - **Transportation and commute**
 - How far [and how long] is your commute to school? (GCOAS)

Basic needs



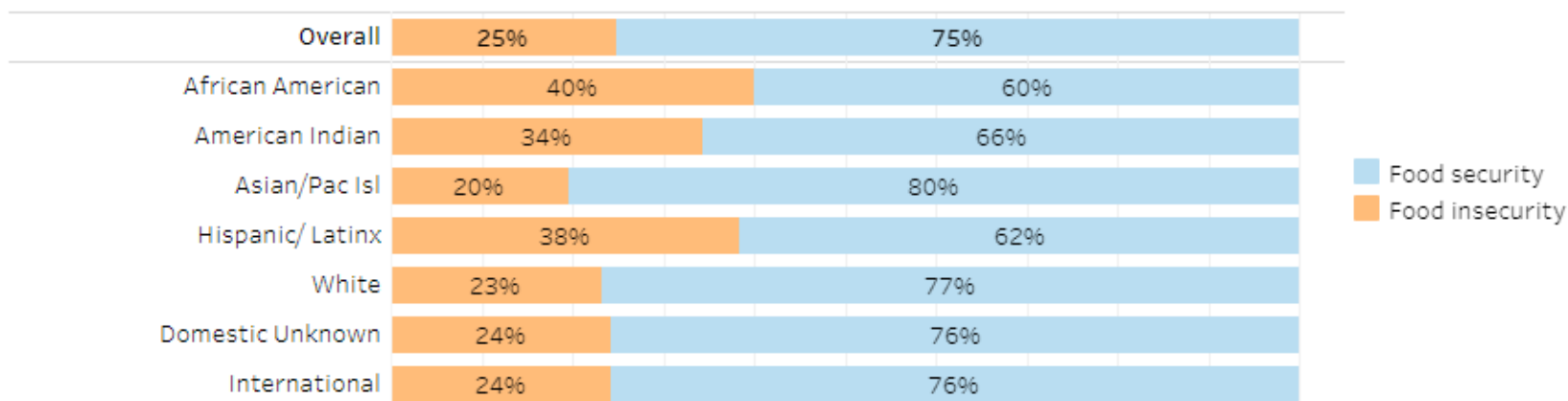
<https://www.ucop.edu/global-food-initiative/files/food-housing-security.pdf>

Basic needs

Graduate students -- 2016 Graduate Student Well-Being Survey*

Campus

Race/ethnicity Discipline Gender LGBTQ Graduate level



* Graduate student respondents are weighted to reflect the population (see background tab). Categories with group size fewer than 10 are hidden.

<https://www.universityofcalifornia.edu/infocenter/student-basic-needs>

Basic needs

Graduate students -- 2016 Graduate Student Well-Being Survey*

Campus

(All) ▼

Race/ethnicity ▼

(All) ▼

Discipline ▼

(All) ▼

Gender ▼

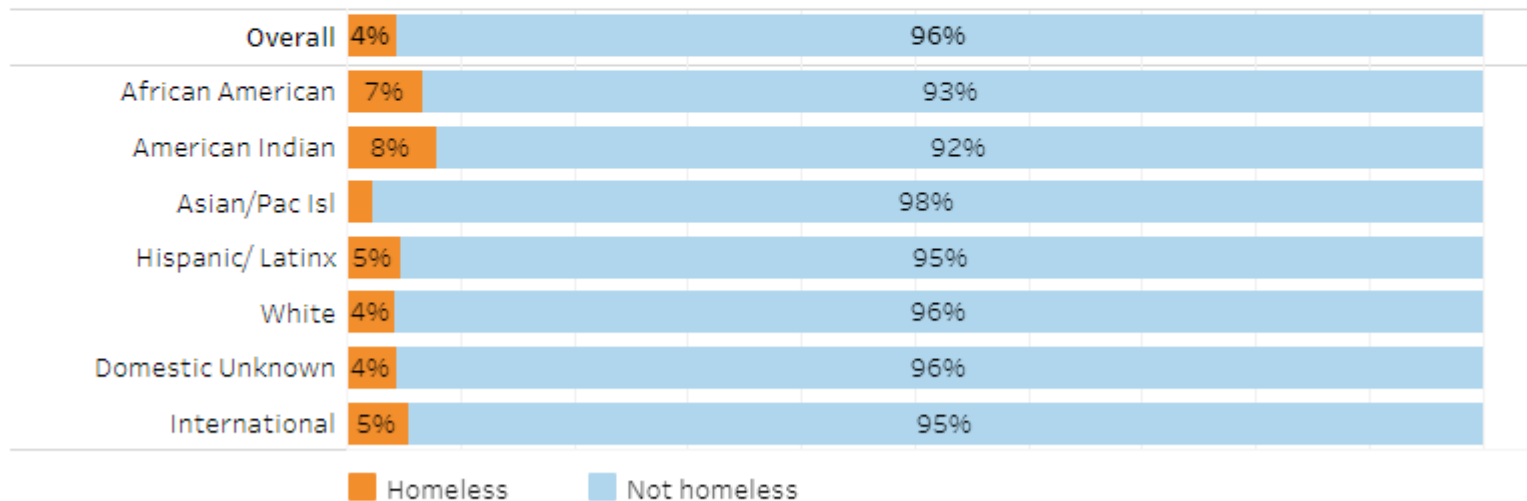
(All) ▼

LGBTQ ▼

(All) ▼

Graduate level ▼

(All) ▼

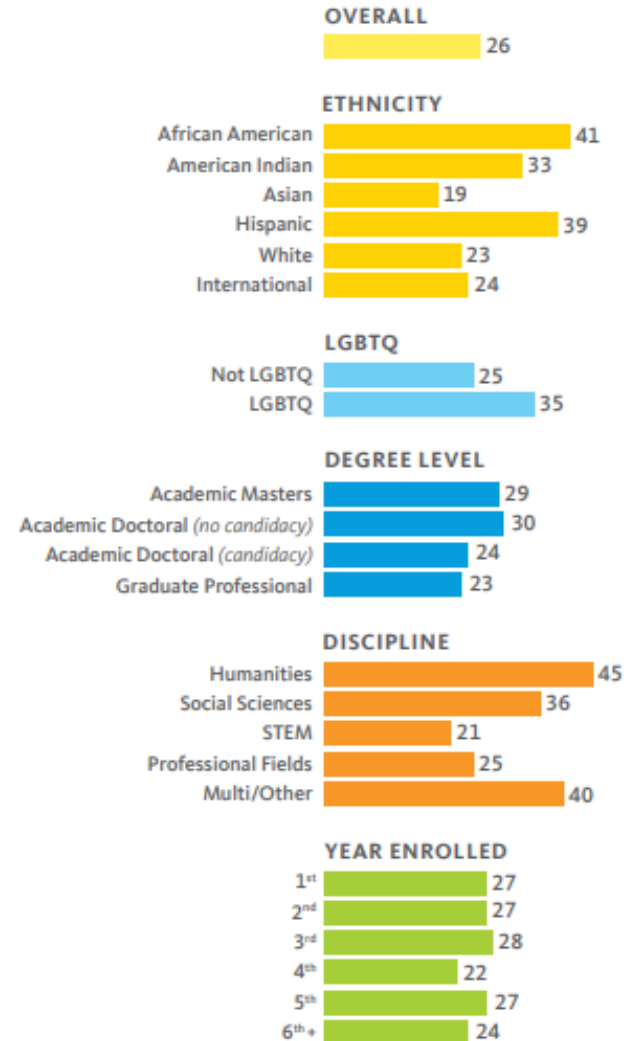
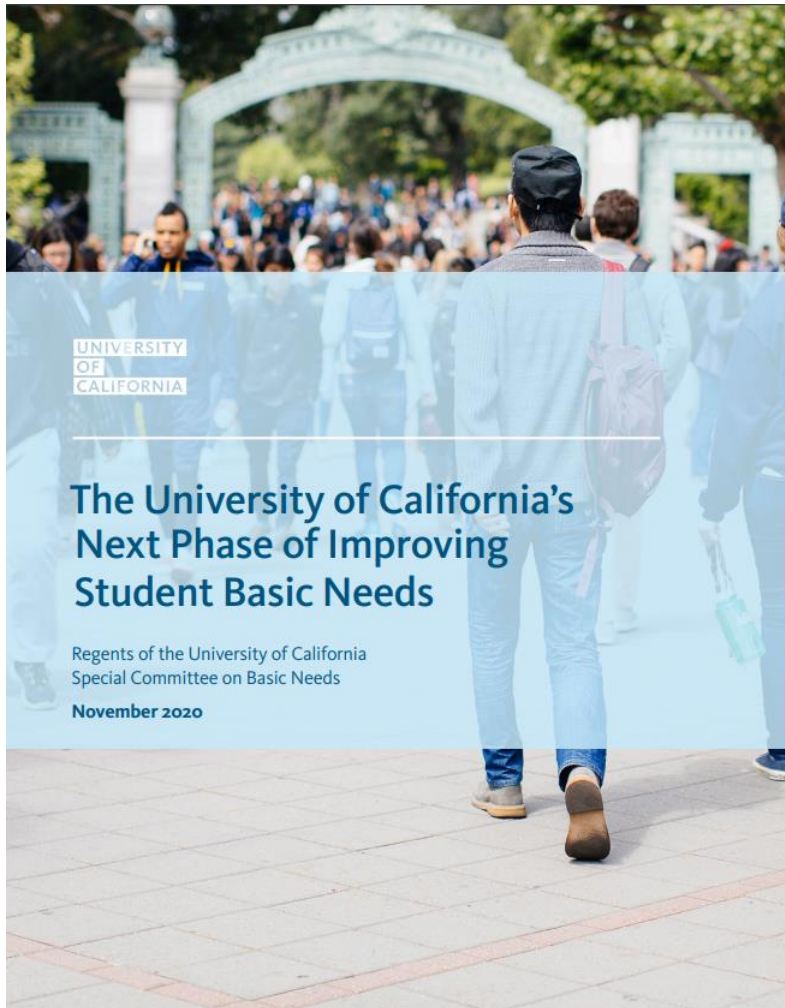


* Graduate student respondents are weighted to reflect the population (see background tab). Categories with group size fewer than 10 are hidden.

<https://www.universityofcalifornia.edu/infocenter/student-basic-needs>

Basic needs

Figure 17. Percentage of graduate students experiencing food insecurity by student characteristic



UC Regents meeting, November 2020, Special Committee on Basic Needs
<https://regents.universityofcalifornia.edu/regmeet/nov20/s1attach.pdf>

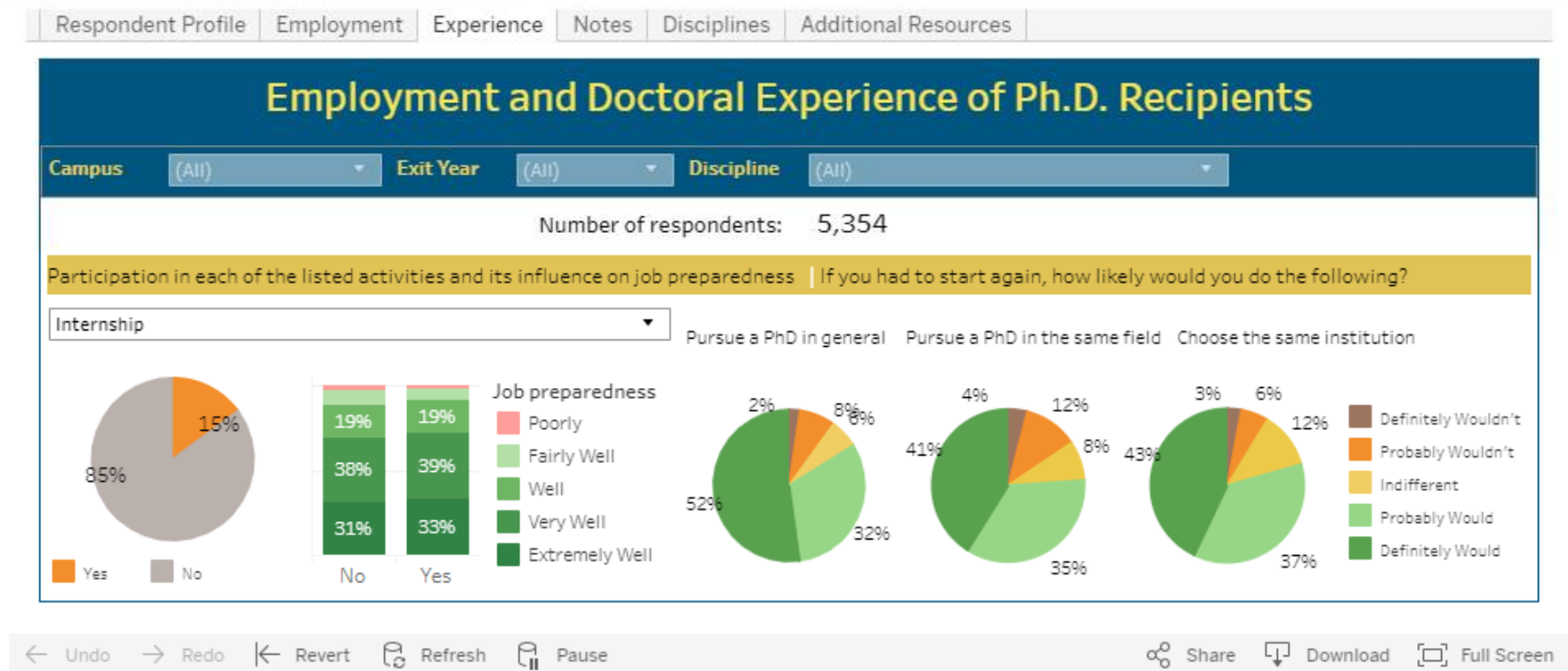
Satisfaction

Related surveys: UCGSES, PhD career pathways student survey

- Questions regarding:
 - **University resources**
 - Please rate the following services based on your most recent years' experience – Graduate Division; student health center/services; career center; disability services; campus police; etc.
 - **Satisfaction with PhD education experience**
 - Given the perspective that you have gained since completing your PhD, if you had to start again, how likely would you do the following? Pursue a PhD in general, pursue a PhD in the same field, choose the same institution for doctoral education

Satisfaction

Employment and doctoral experience of PhD recipients



<https://www.universityofcalifornia.edu/infocenter/employment-and-doctoral-experience-phd-recipients>

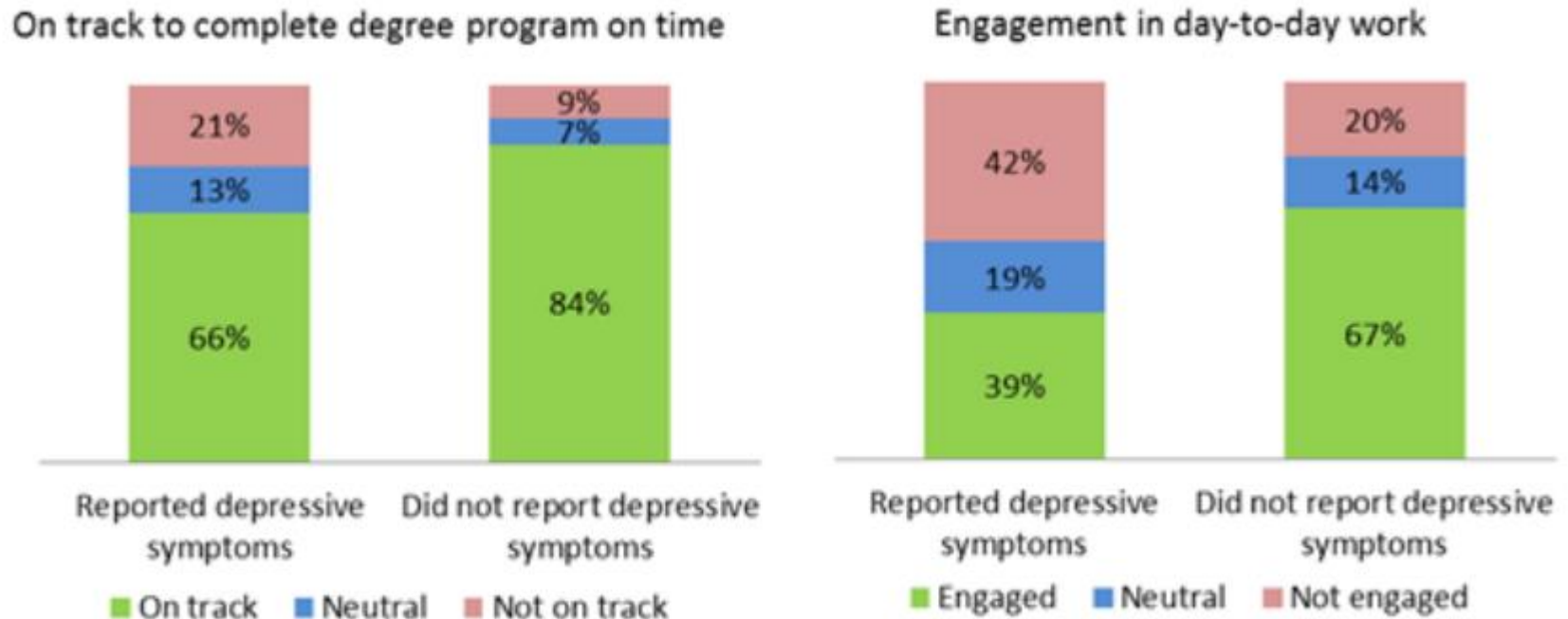
Well-being and mental health

Related surveys: Graduate well-being survey, UCGSES

- Questions regarding:
 - **Well-being maintenance**
 - I know where to get help on campus if I have a... health or medical need; counseling, psychological, or other mental health need
 - Is there anything, large or small, that the university could do to make it easier for you to access health or mental health care?
 - **Social and familial support**
 - I'm able to balance my work and family commitments
 - My family feels supported in the campus community
 - **Depression**
 - CESD-R scale used on GSWBS and UCGSES
 - I felt depressed, I lost interest in my usual activities, I was tired all the time

Well-being and mental health

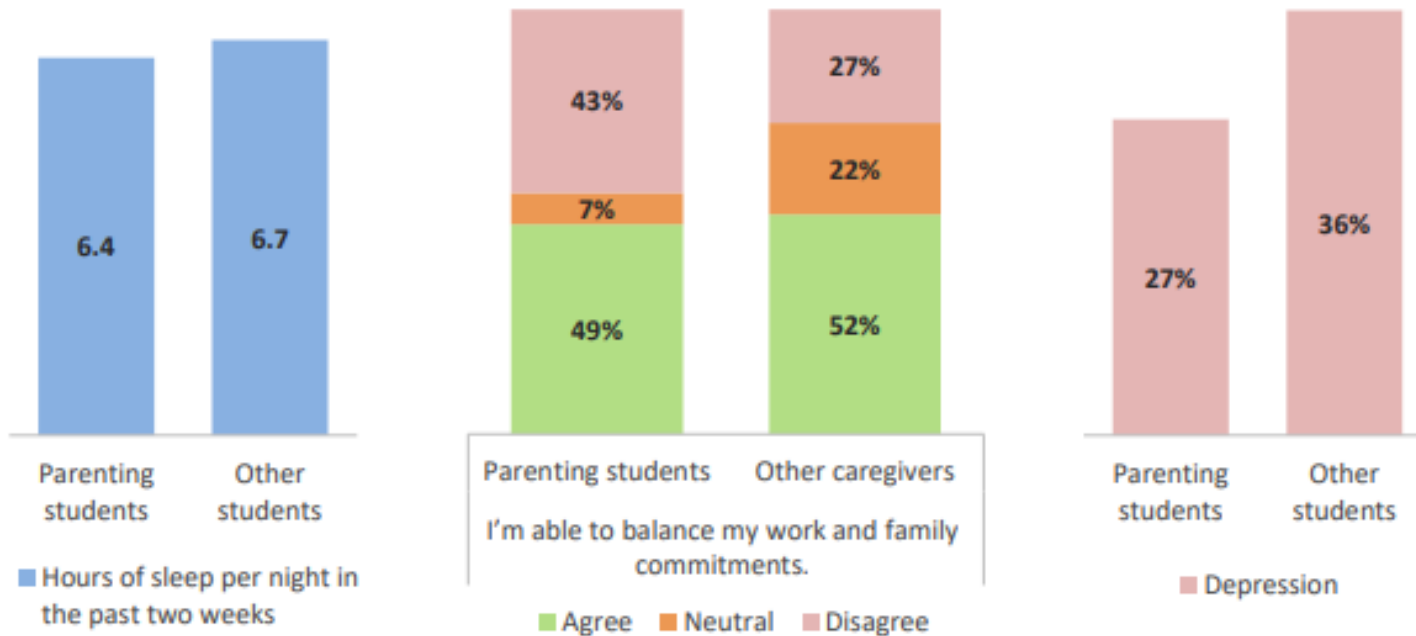
Figure 8. Effect of depression on academic success



The University of California graduate student well-being survey Report, 2017
https://ucop.edu/institutional-research-academic-planning/files/survey-documents-graduate/graduate_well_being_survey_report.pdf

Well-being and mental health

Figure 10: Sleep hours, balance between work and family, and depression of graduate parenting students, 2016



Parenting students' experience and challenges at UC, 2019
<https://www.ucop.edu/institutional-research-academic-planning/files/uc-parenting-students.pdf>

Professional development

Related surveys: PhD career pathways student survey, PhD career pathways alumni survey, Graduate well-being survey, UCGSES

- Questions regarding:
 - **Professional development (UCGSES/GSWBS)**
 - In what types of professional development opportunities have you participated in since starting your graduate program? – leadership, study abroad, internship/practicum, etc.
 - **Career preparation and development (PhD pathways alumni survey)**
 - How well did your PhD prepare you for your job?
 - How well did your PhD program prepare you in the following knowledge, attributes, and behaviors? – critically analyzing and evaluating findings and results; valuing others' worldviews, etc
 - **Services and awards (PhD pathways alumni survey)**
 - Please tell us how you have participated in the each of the following types of organizations over the past 12 months [member, volunteer, leader]

Professional development

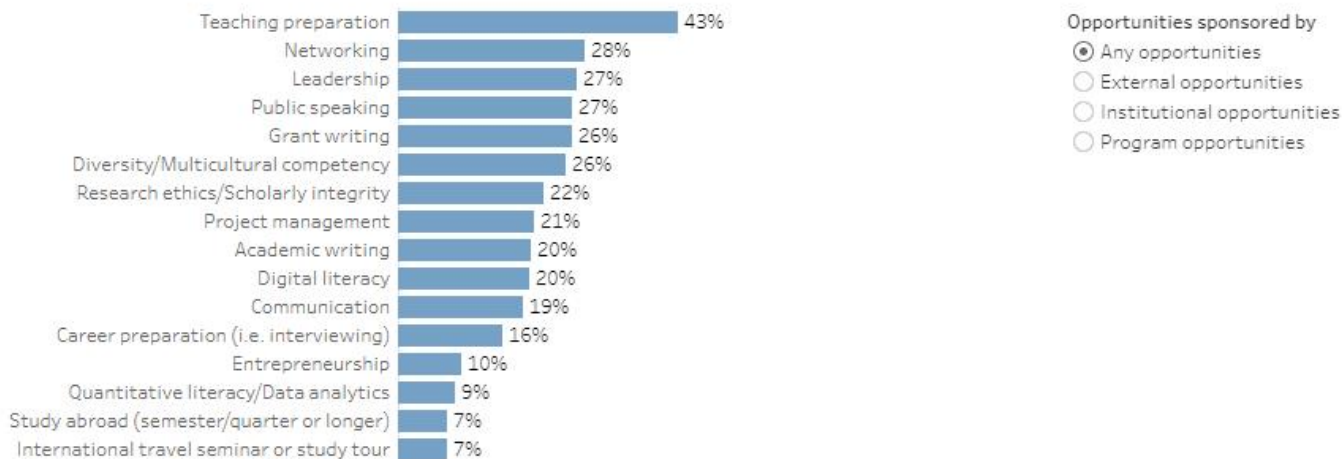
UC doctoral experience survey

▼ < Respondent profile Academic progress and skills Professional development Advising and mentorship Financial support Career as >

Professional development opportunities respondents have participated in or plan to participate in

Campus (All) ▼	Student level (All) ▼	Discipline Arts ▼	
Gender (All) ▼	Race/Ethnicity (All) ▼	Residency status (All) ▼	Survey administration year (All) ▼

In what types of professional development opportunities sponsored by your PhD program, your institution, or outside of the institution have you participated in since starting your doctorate program? (Select all that apply. The 2016 and 2020 surveys did not include these items.)



<https://www.universityofcalifornia.edu/infocenter/doctoral-experience-survey>

Career aspirations

Related surveys: PhD career pathways student survey, UCGSES

- Questions regarding:
 - **Career aspirations (PhD career pathways student survey)**
 - When you began your PhD program, what was your ultimate career goal?
 - If your career goals have changed at any point during your time as a graduate student at UC (institution), what factors influenced that change?
 - **Post-graduation career plans (UCGSES)**
 - Do you plan to pursue a career in academia by obtaining a teaching and/or research position, including faculty and staff researcher positions?
 - How important will the following factors be in your decision to select your first job immediately following your graduation? – salary, job location, intellectual challenge, contribution to society, etc.

Career aspirations

UC doctoral experience survey

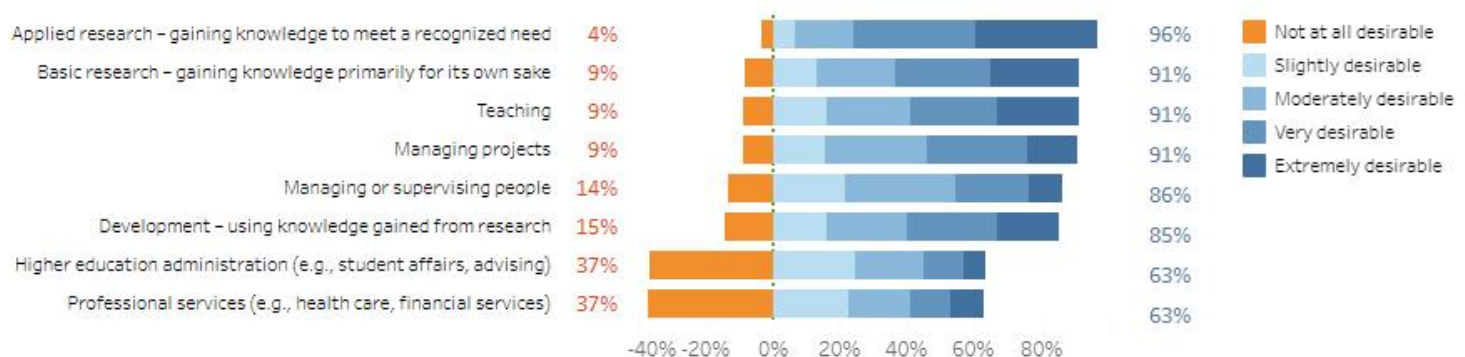
Professional development Advising and mentorship Financial support Career aspirations Notes Disciplines Additional resources >

Career aspirations

Campus (All) Student level (All) Discipline (All)

Gender (All) Race/Ethnicity (All) Residency status (All) Survey administration year (All)

Indicate how desirable the following work activities are for the job that you would like to get immediately after earning your PhD degree. (The 2016 and 2020 surveys did not include this question.)



<https://www.universityofcalifornia.edu/infocenter/doctoral-experience-survey>

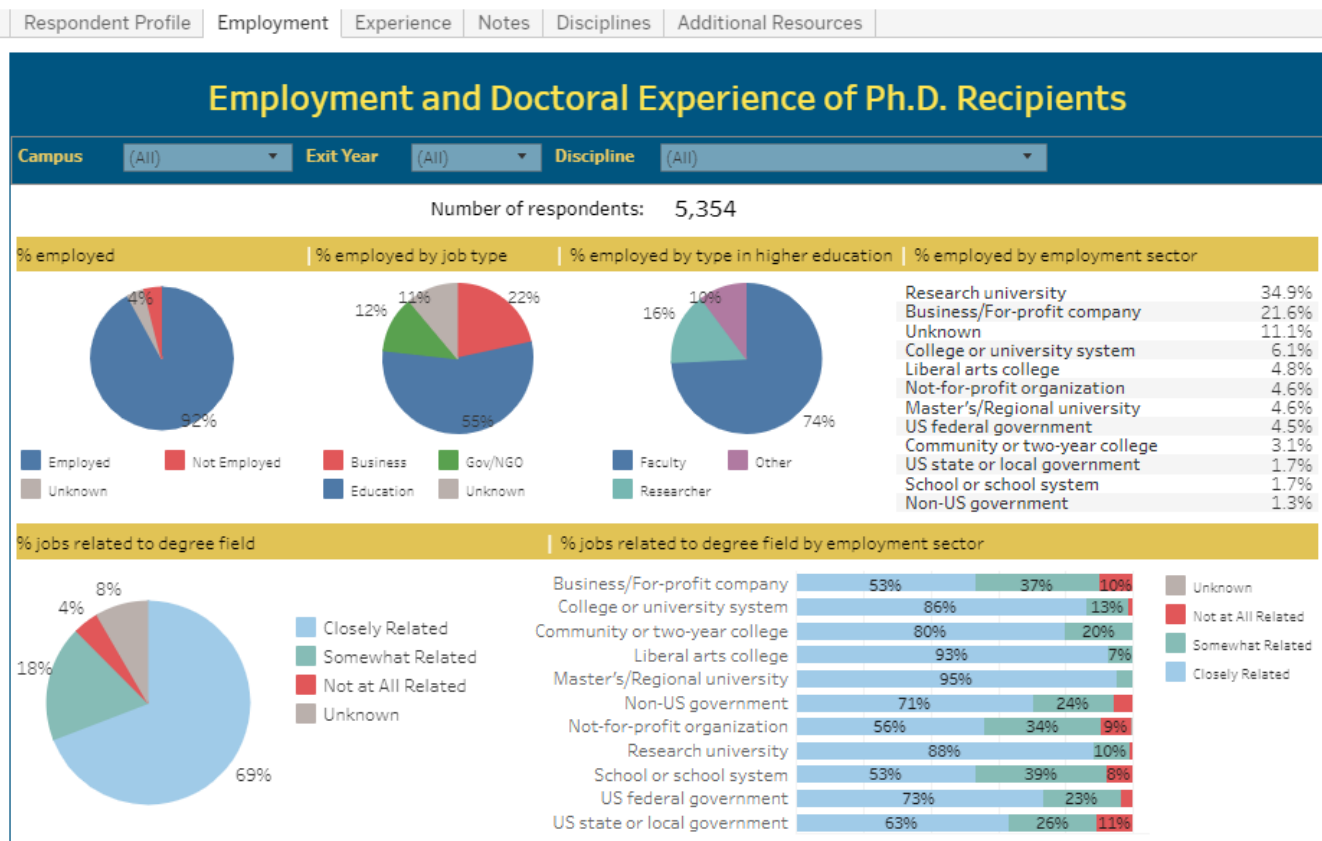
Post-graduation employment

Related surveys: PhD career pathways alumni survey

- Questions regarding:
 - **Post-graduation employment**
 - What is your job title for the job you held this year?
 - How closely is your job related to the PhD you earned from your institution?
 - How important were the following factors in your decision to select your job? – salary, job location, intellectual challenge, contribution to society, etc.

Post-graduation employment

Employment and doctoral experience of PhD recipients



<https://www.universityofcalifornia.edu/infocenter/employment-and-doctoral-experience-phd-recipients>

Demographics

- Related surveys: PhD career pathways student survey, PhD career pathways alumni survey, Graduate well-being survey, UCGSES
- Similar questions and format to UCUES

Survey services

- **Survey planning & consultation**
 - Instrument design
 - Question wording
 - Sample determination
 - Survey programming in Qualtrics
 - Survey administration, and analysis and reporting
- **Survey requests & proposing new surveys**
 - Review multi-campus or systemwide proposals to survey UC students, faculty, staff, and alumni.
- **Survey administration**
 - Prior to administering a survey, the IRAP survey team may require additional information.
 - After survey administration, the IRAP survey team can provide a cleaned dataset.

<https://www.ucop.edu/institutional-research-academic-planning/services/survey-services/index.html>

Survey services

IRAP Survey Services

IRAP's Survey Services can assist units across UCOP and the campuses that participate in UC systemwide surveys to UC students, faculty, staff, and alumni.

Survey Planning & Consultation

IRAP offers consultation on instrument design, question wording, sample determination, survey programming in Qualtrics (our online survey tool), survey administration, and analysis and reporting. IRAP will consider requests for assistance with the development and analysis of surveys conducted by UCOP and UC systemwide units, committees, and task forces. Please contact surveyteam@ucop.edu to schedule a consultation.

When planning to administer a survey, IRAP takes several matters under consideration, including:

- Currently available systemwide data, including survey data
- The broad systemwide purpose of the survey
- The [IRAP survey calendar](#) to identify potentially competing surveys
- Managing the number of surveys a specific population receives in a period of time to ensure the survey response rate is not compromised by a decreased willingness to participate in surveys (i.e. survey fatigue)

Survey Requests & Proposing New Surveys

The IRAP survey team also reviews multi-campus or systemwide proposals to survey UC students, faculty, staff, and alumni. To allow for a thorough review of each proposal, proposals should be submitted at least 2 months prior to the planned administration date (e.g., submit a proposal by April 1 if you want to administer the survey starting June 1).

Please send responses to the following questions along with a copy of your survey instrument to surveyteam@ucop.edu:

1. How often will the survey be administered?
2. When will the survey be administered (e.g., spring, fall, etc.)
3. What is the population size for the survey?
4. How many reminder messages will be distributed?

IRAP SURVEYS

- [IRAP surveys page](#)
- [Response rates of UC surveys](#)
- [Survey calendar](#)

CAMPUS SURVEY SITE

- [Berkeley](#)
- [Davis](#)
- [Irvine](#)
- [Los Angeles](#)
- [Merced](#)
- [Riverside](#)
- [San Diego](#)
- [San Francisco](#)
- [Santa Barbara](#)
- [Santa Cruz](#)

EXTERNAL RESOURCES

- [Student Experience in the Research University \(SERU\)](#)
- [National Survey of Student Engagement \(NSSE\)](#)
- [UCLA Higher Education Research Institute \(HERI\)](#)

Survey analyses at your fingertips

The UC Information Center

universityofcalifornia.edu/infocenter

There are **ten** dashboards that allow you to explore data from IRAP surveys.

5 undergraduate data dashboards

3 graduate data dashboards (one of graduate alumni)

1 undergraduate and graduate data dashboard—Student basic needs

1 faculty data dashboard—Remote instruction



Survey analyses at your fingertips

The IRAP website
Content & analysis

ucal.us/irap

[link to list of topic briefs and reports](#)

There are **eight** topic briefs and reports that present analyses of IRAP surveys.

3 undergraduate data topic briefs or reports

2 graduate data topic briefs or reports

3 undergraduate and graduate data topic briefs or reports



Survey analyses at your fingertips

The IRAP website ucal.us/irap
Services > Presentations

[link to list of survey presentations](#)

There are **thirteen** presentations that leverage analyses of IRAP surveys.

9 presentations at California Association for Institutional Research (2015-2020)

1 presentation at UC Basic Needs Summer Retreat (2020)

1 presentation at Humanities@Work Colloquium (2019)

2 presentation at Student Experience in the Research University (SERU) Symposium (2018 and 2020)

Symposium (2018 and 2020)

Engagement and Employment Outcomes of Undergraduate Students at University of California

Fongshan Chang

Institutional Research and Academic Planning
University of California Office of the President

Student Experience in the Research University (SERU) Symposium
May 19-20, 2018

**Campus Diversity:
Impact on Student Experience and Outcomes**

Xiaohui Zheng, UC Office of the President
Allison Park, UC Office of the President
Aye Morag, UC Office of the President

SERU
 and 2020)

and 2020)

President
Riverside
UC Los Angeles

presentation at CAIR Conference
November 14-16, 2018

Employment and Doctoral Experience of Humanities PhD Alumni
of the University of California

Dr. H. Brown, Vice President
Academic Planning at UCOP

Employment and Doc
of the University of Californ
ela H. Brown, Vice President
Jinghan Chang, Director
Institutional Research and Academic Planning at UCOP

a Student Basic Needs at U
Data Collection and Results

Tongshan Chang, Courtney Sanders, Clarence Wheeler
Institutional Research and Academic Planning
University of California Office of the President

UC Basic Needs - Summer Retreat
July 14th, 2020

Keep informed of IRAP analyses

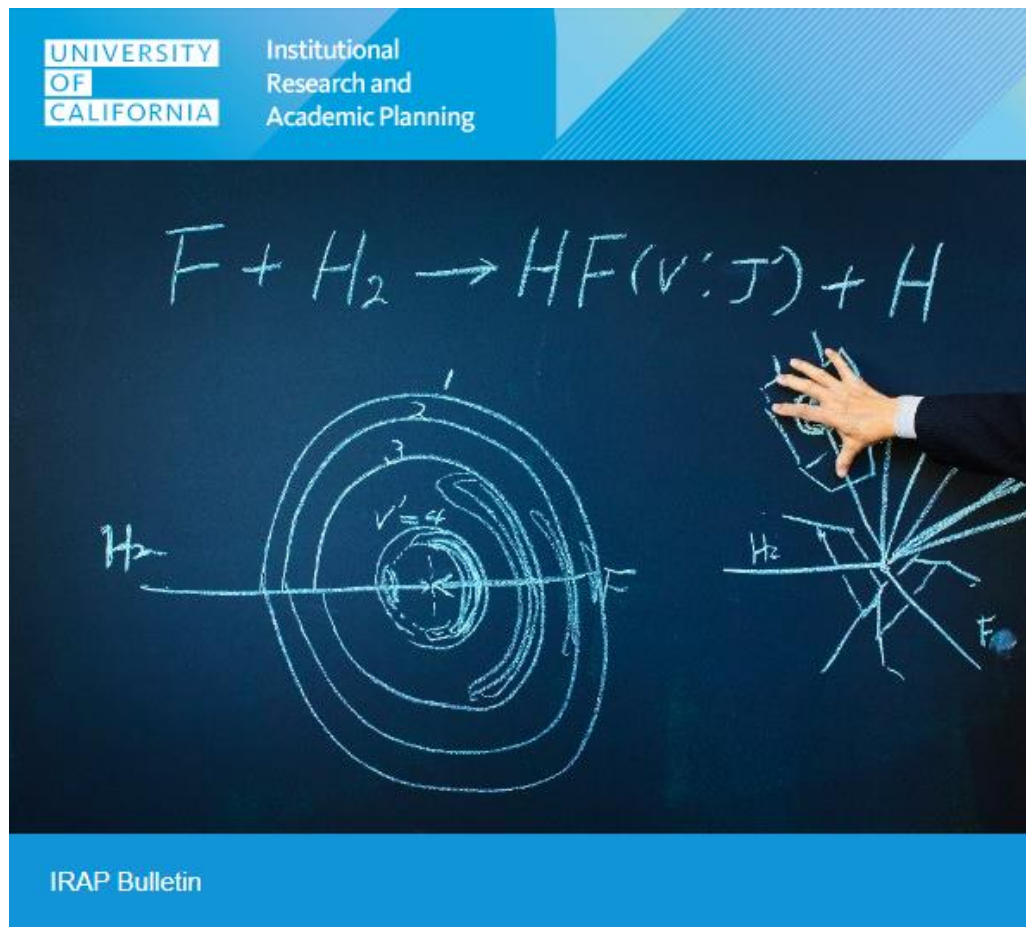
The IRAP Bulletin

Services > IRAP periodicals

IRAP publishes a quarterly Bulletin to highlight timely, relevant data and research which can support your work and interests.

[Sign up to receive the IRAP Bulletin](#)

[link to list of IRAP Bulletins](#)



Group discussion

- 1) What research questions would you like to use the data we talked about to answer?
- 2) What have you learned today that will inform your survey work?

Q & A



A person with a backpack is walking across a lush green field. In the background, there are large, mature trees. The scene is bright and sunny, with long shadows cast across the grass.

Thank you!