

# Graduate Student Satisfaction, Progress to Degree, and Wellbeing

UC Graduate Student Experience Survey (UCGSES) 2021 & 2023



Vice President Pamela Brown

Institutional Research & Academic  
Planning

UC Office of the President

# Comparison of 2021 and 2023 instruments

UCGSES 2021 content areas	Number of items	UCGSES 2023 content areas	Number of items
Background/Quality of program, faculty, curriculum	31	Quality of program, faculty, and curriculum	32
Advising experience	22	Advising experience	20
Professional development and progress to degree	57	Professional development and progress to degree	54
Program climate	15	Campus and program climate	31
Financial support	21	Financial support	22
Well-being and satisfaction with university resources	38	Well-being and satisfaction with university resources	23
Basic needs	29	Basic needs	26
Post-graduate career plans	43	Post-graduate career plans	44
COVID-19 remote learning and research	18	*removed for 2023*	--
--	--	Undergraduate scholarship and research	5
Demographic information	15	Demographic information	10
Priorities in regard to attention and resources	3	Priorities in regard to attention and resources	3
Closing questions (open-ended)	2	Closing questions (open-ended)	2
<b>Total</b>	<b>294</b>	<b>Total</b>	<b>272</b>
Campus wildcard module	--	Campus wildcard module	--

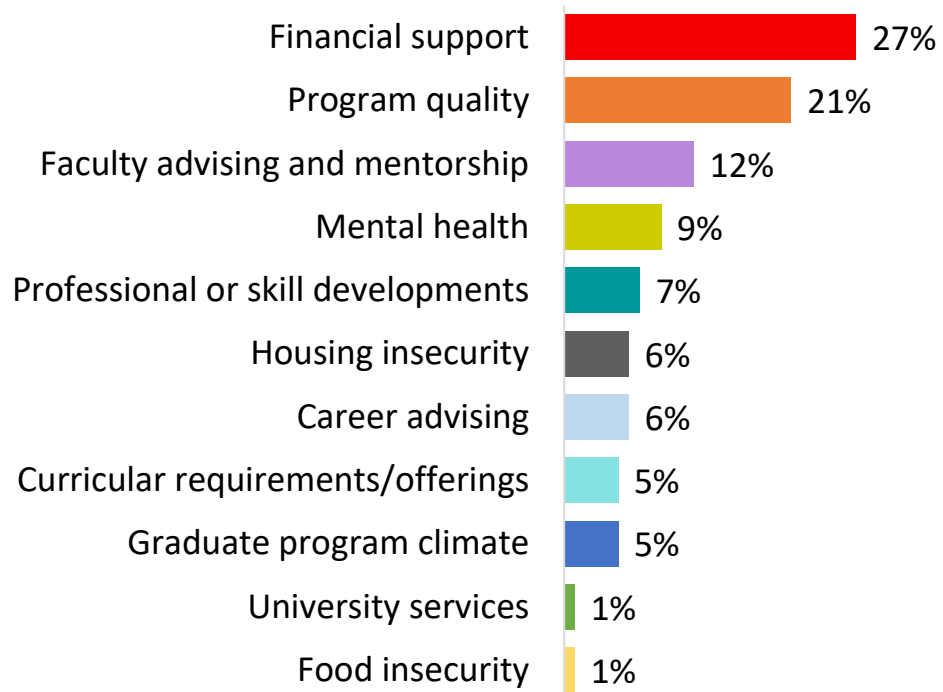
The UCGSES instruments are available at: <https://www.ucop.edu/institutional-research-academic-planning/services/survey-services/uc-graduate-student-experience-survey.html>

# 2021 and 2023 UCGSES response rates

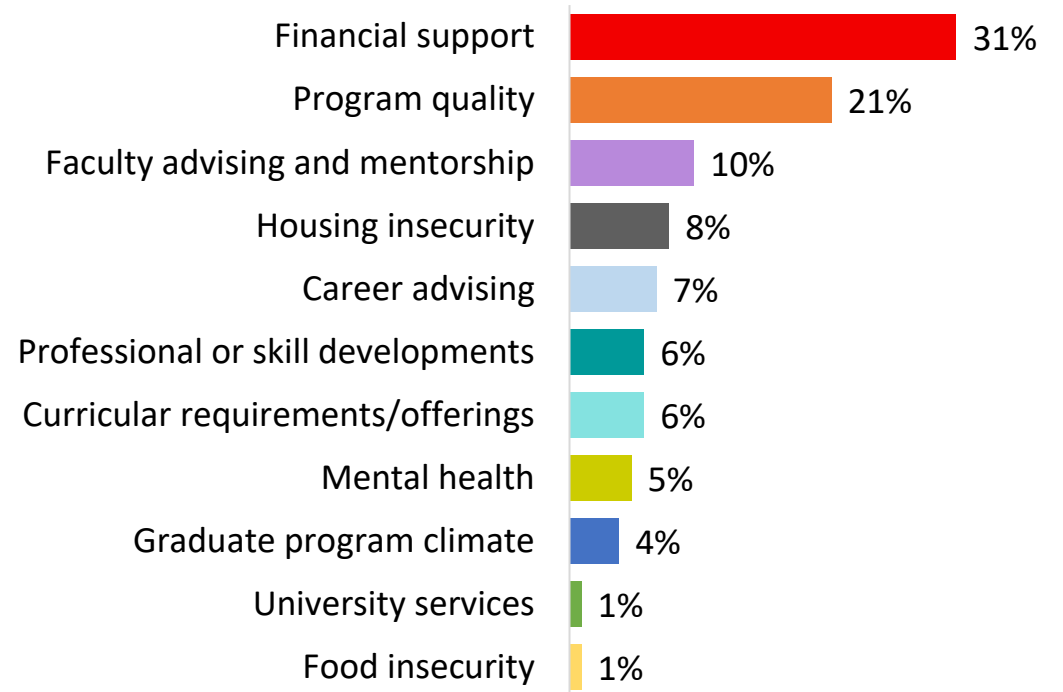
<b>Campus</b>	<b>Response Rate 2021</b>	<b>Response Rate 2023</b>	<b>Change from 2021 to 2023</b>
UCB	32%	32%	-
UCD	26%	24%	-2%
UCI	28%	25%	-3%
UCLA	24%	25%	+1%
UCM	53%	46%	-7%
UCR	40%	34%	-6%
UCSD	15%	20%	+5%
UCSF	27%	18%	-9%
UCSB	21%	23%	+2%
UCSC	39%	42%	+3%
<b>Overall</b>	<b>27%</b>	<b>26%</b>	<b>-1%</b>

# Top priorities identified by graduate and professional students

## First priority 2021

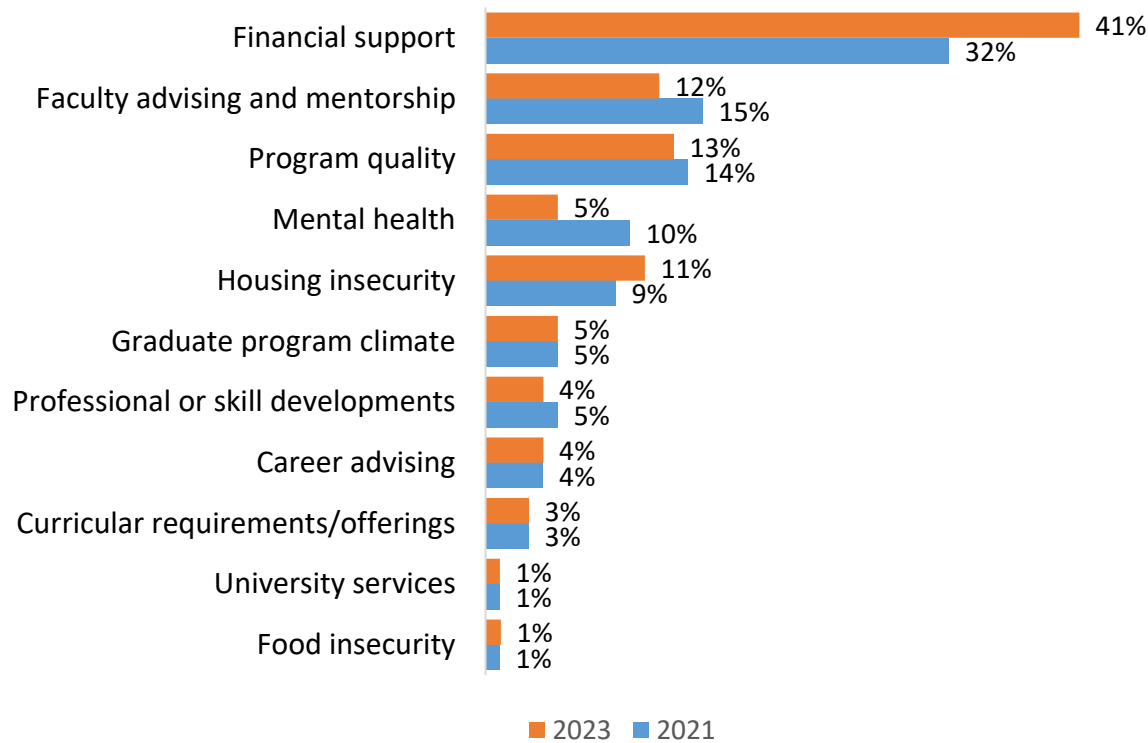


## First priority 2023

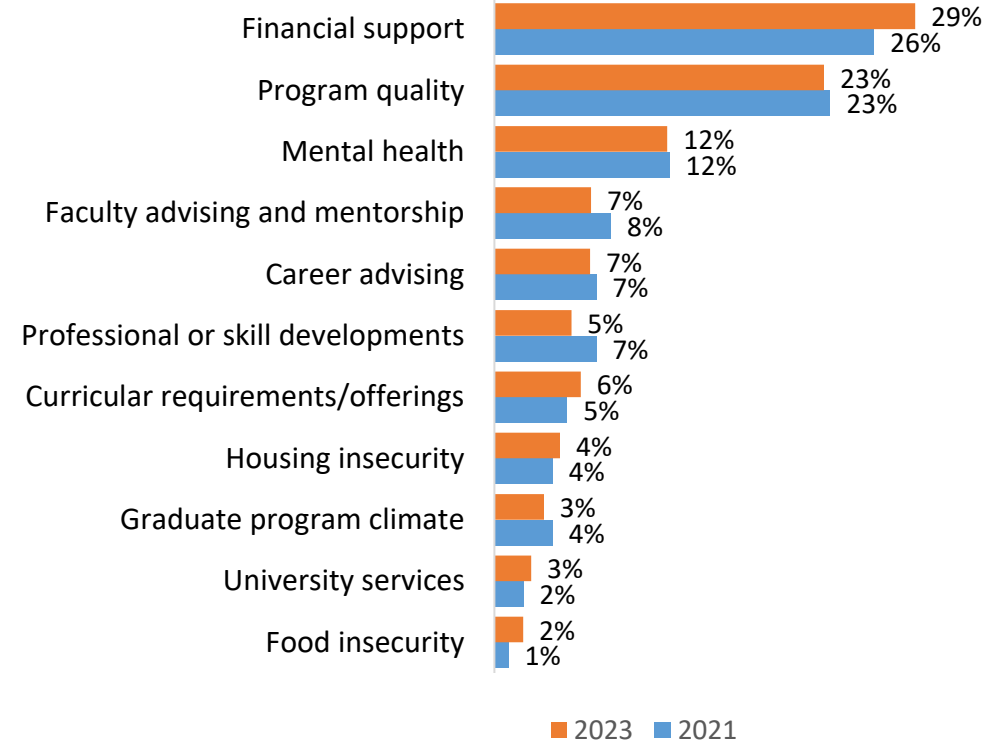


# Top priorities identified by academic doctoral vs. professional doctoral students

First priority - Academic doctoral students

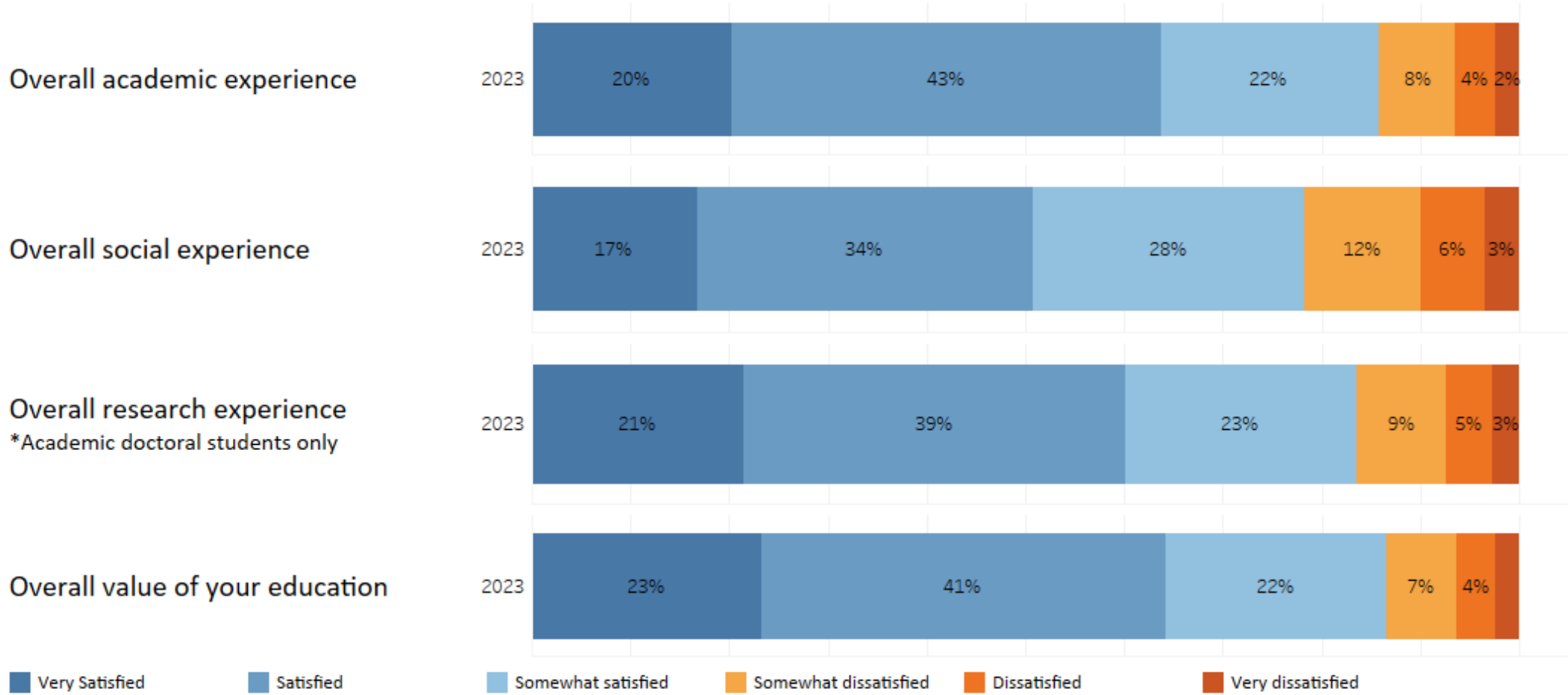


First priority - Professional graduate students



# Overall Satisfaction

\*No data available in 2021






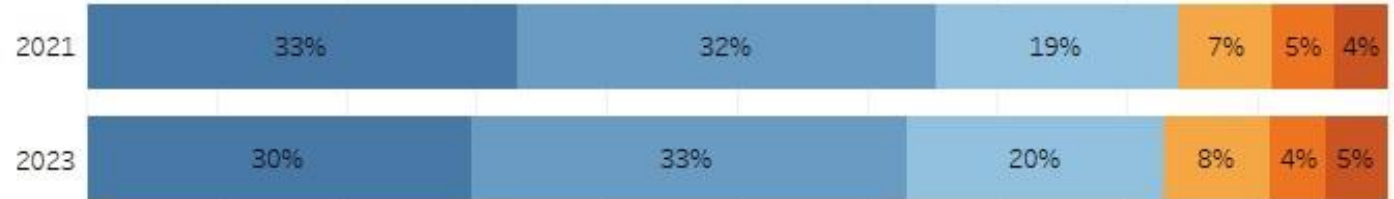
# Advising

How satisfied are you with...

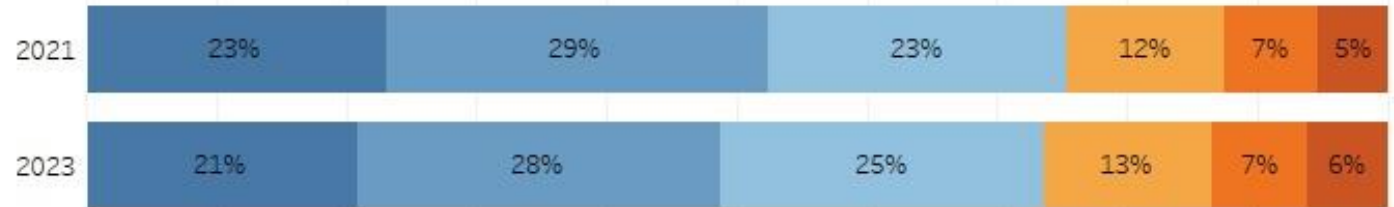
the mentorship and advising I receive in my program



the support I receive regarding my thesis/ dissertation/ capstone project




the career support I receive in my program



\*No data available in 2021

the support I receive from my graduate program coordinator



Very satisfied

Satisfied

Somewhat satisfied

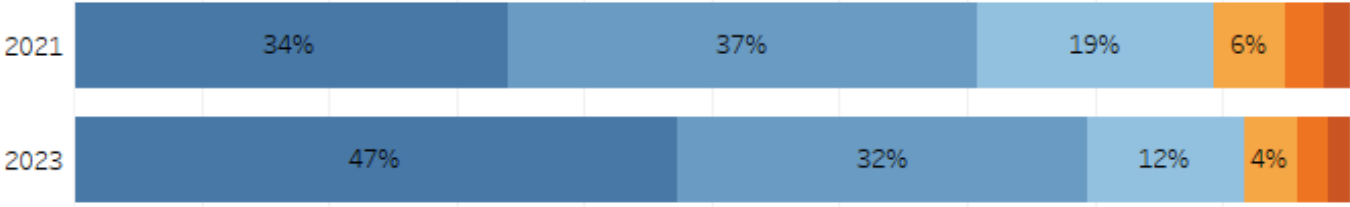
Somewhat dissatisfied

Dissatisfied

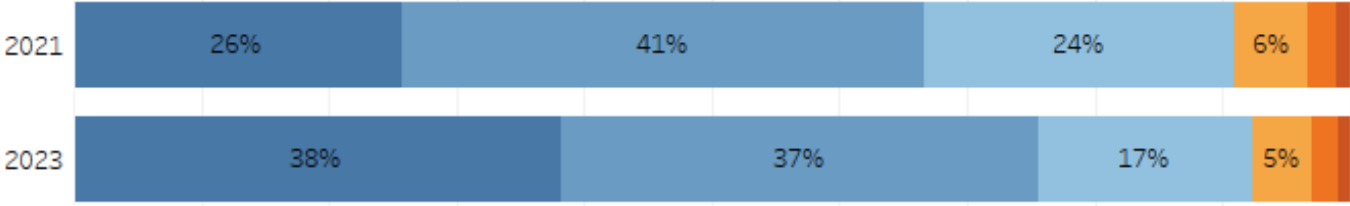
Very dissatisfied

# Progress to Degree

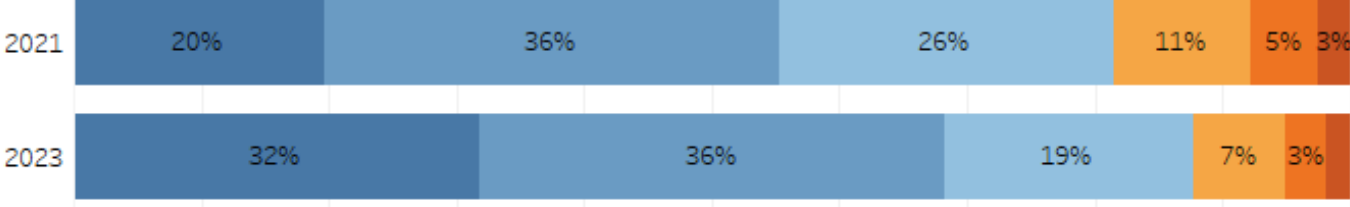
I'm on track to complete my degree program on time



I'm well prepared for the work required to complete my program



I'm very engaged with my day-to-day work

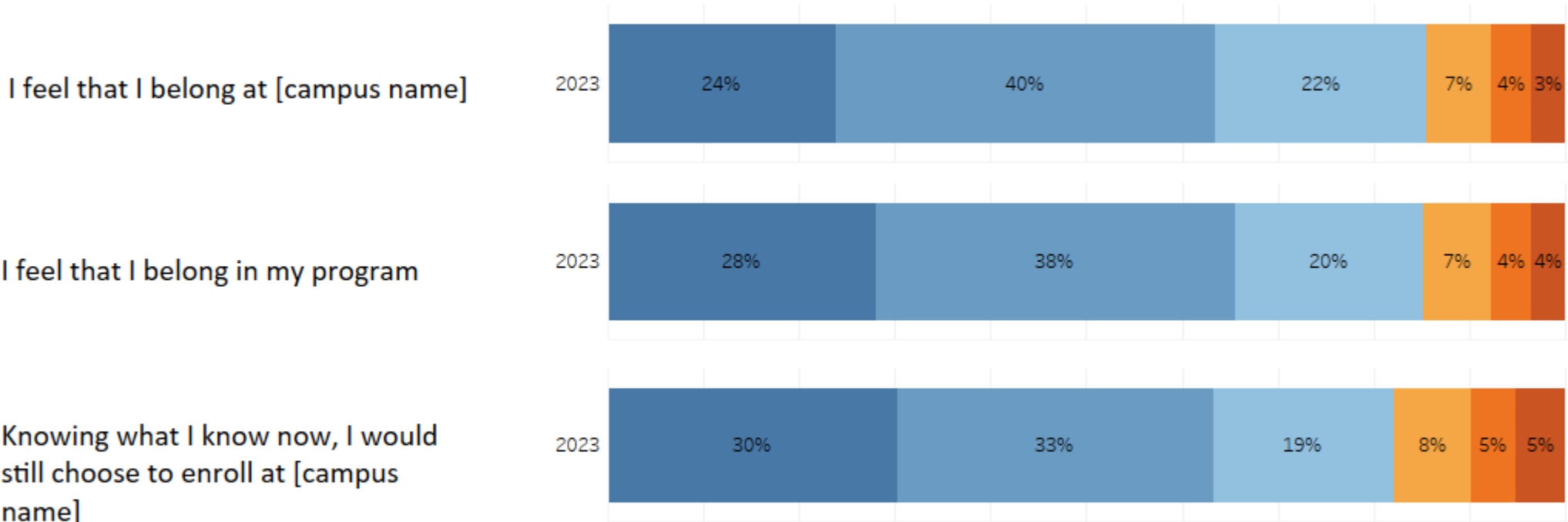


Strongly agree    Agree    Somewhat agree    Somewhat disagree    Disagree    Strongly disagree



# Belonging/Campus Climate

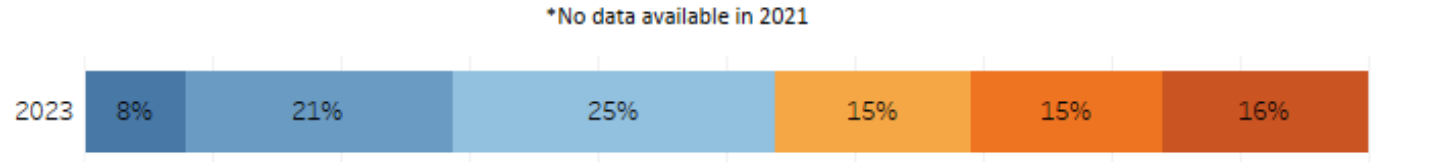
\*No data available in 2021



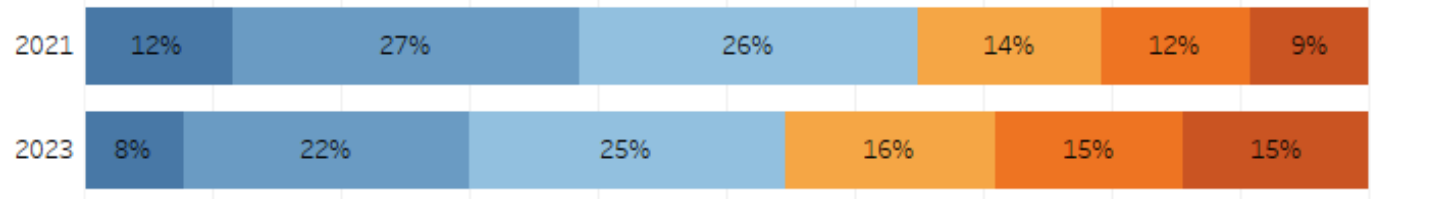
Strongly agree    Agree    Somewhat agree    Somewhat disagree    Disagree    Strongly disagree

# Financial Support

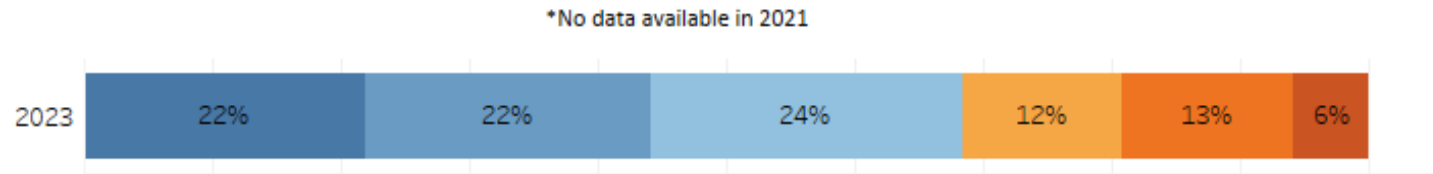
I feel financially secure



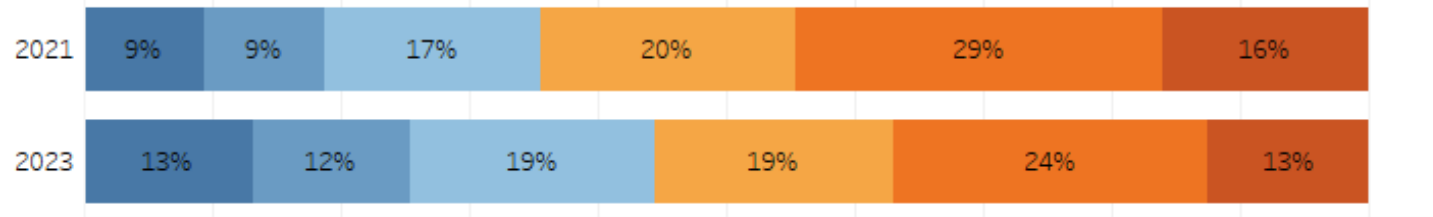
I can get by financially without having to cut back on too many of the things that are important to me



I'm worried about my financial circumstances



Financial hardship has impeded my success in my program

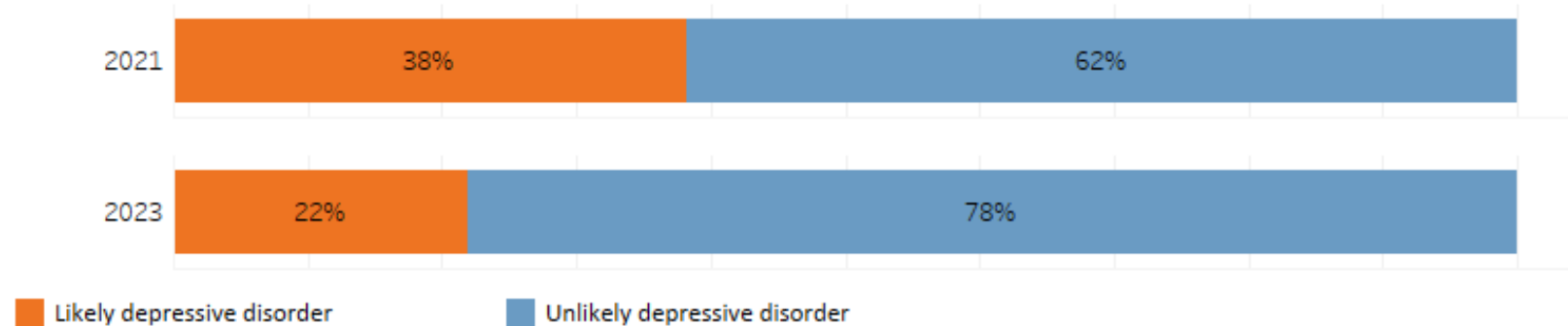


Strongly Agree
  Agree
  Somewhat agree
  Somewhat disagree
  Disagree
  Strongly disagree

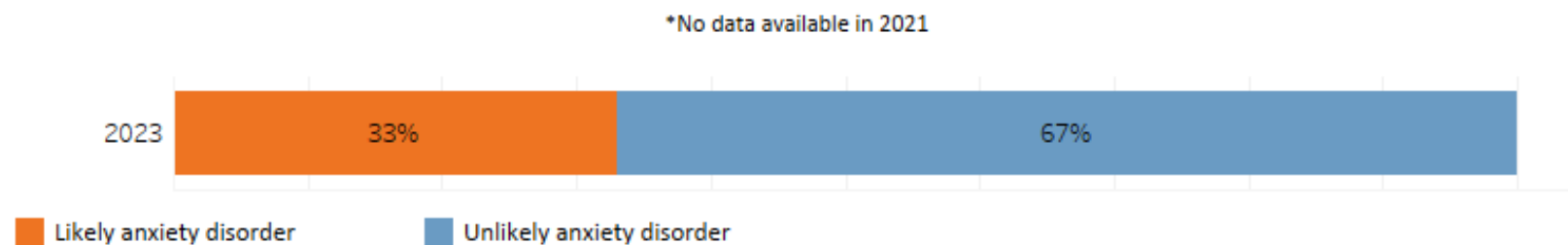
# Wellbeing

\*The scales for the depression measure was modified from 2021 to 2023 so direct comparisons have limited validity

## Depression Score

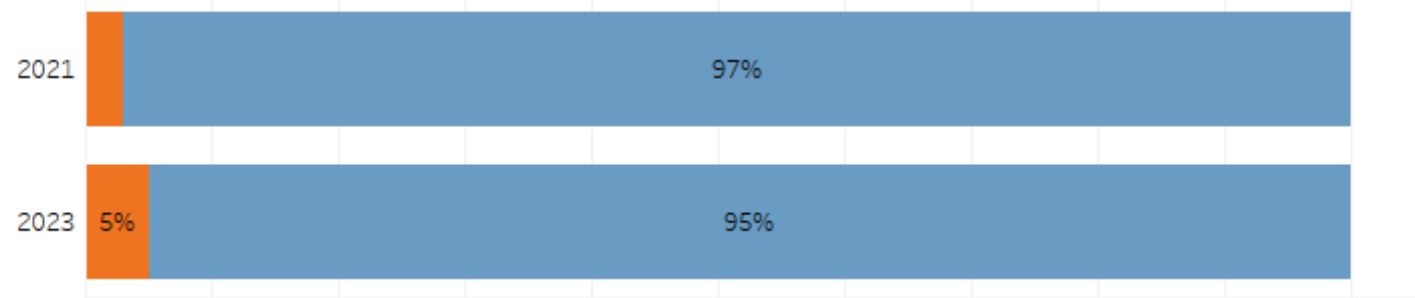


## Anxiety Score




# Basic Needs

Ever lacked a safe, regular, and adequate nighttime place to stay and sleep



■ Housing insecure      ■ Housing secure

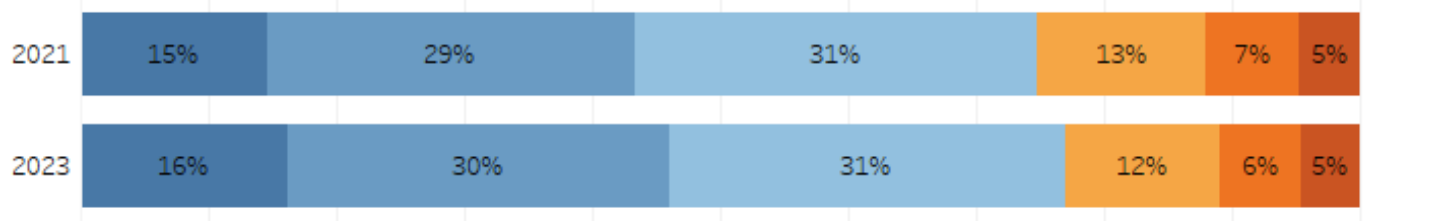
Food Security



■ Very Low Food Security      ■ Low Food Security      ■ Food Security

# Post-Graduate Career Plans

I'm upbeat about my post-graduation career prospects



Strongly agree

Agree

Somewhat agree

Somewhat disagree

Disagree

Strongly disagree

# Summary of findings

- Most students report satisfaction, positive advising experiences, good progress to degree, a supportive climate, and positive feelings about their future career prospects
- Finances continue to be a major challenge for graduate students, with more students reporting food insecurity in 2023 (35%) than in 2021 (20%), and more than half of students continue to report that financial hardships impeded their academic success
- Depression scores decreased from 2021 to 2023, though 22% of students still likely have a depressive disorder and 33% of students likely have an anxiety disorder



# UCGSES results

- [UCGSES website](#): description of the survey, instrument, administration report, and links to dashboards
- [UCGSES data tables dashboard](#): response counts and percentages for most survey questions
- [UCGSES summary results dashboard](#): response rates, student-identified priorities, and major survey section results
- [UCGSES COVID-19 and remote learning dashboard](#): responses to survey questions related to the effects of COVID-19 on student learning
- [Basic needs dashboard](#): results from undergraduate and graduate surveys on food and housing insecurity
- [UC military-affiliated students](#): enrollment, demographics, and student experience data for military-affiliated students
- [Graduate and professional student advising at the University of California](#)
- [Graduate and professional students' financial support experience at the University of California](#)