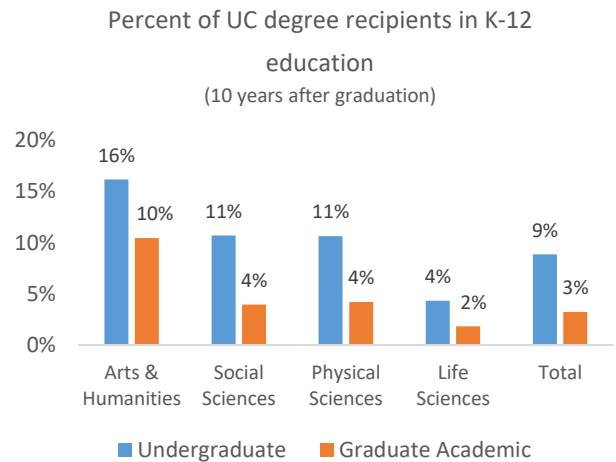


## Fact Sheet: California K-12 teachers educated at the University of California

The University of California awards more than 70,000 degrees per year, including 55,000 undergraduate degrees and 15,000 graduate academic and professional degrees. As these graduates leave UC and enter the California workforce, a growing number are joining California’s K-12 educational system. Ten years after graduating, almost 10 percent of UC undergraduate alumni work in K-12 education, including 16 percent of graduates with degrees in Arts & Humanities and 11 percent of graduates with either Social Science or Physical Science degrees. The proportion of graduate degree recipients going into K-12 education is lower, at 3 percent, but 10 percent of graduate degree recipients in the Arts & Humanities go into K-12 education.



The University of California, in combination with the California State University system, is a primary contributor to the California educational system. However, this industry of employment data does not specify occupations, so graduates could be working as administrators, teachers, or other school or district office staff. With new data from the California Department of Education (CDE), we can provide greater insight into UC graduates who serve as K-12 teachers. This brief presents a series of new statistics highlighting UC’s role in training California teachers.

### Data

In order to analyze the contributions of UC-educated teachers in California’s K-12 system, Institutional Research and Academic Planning (IRAP) formed a partnership with the CDE to find information about California teachers. Data from the 1999 to 2018 UC graduating cohorts were linked to California

#### KEY FACTS

The UC system has educated more than 28,000 K-12 public school teachers in the past 20 years. UC-educated teachers:

- work in 77% of California public schools: 85% of high schools, 89% of middle schools, and 72% of elementary schools.
- educate underserved populations, with 50% working in lower-income schools (defined by above-median numbers of free lunch recipients).
- teach more than 3,600 AP courses per year across the state, with 40% of those courses taught in lower-income schools.
- interact with more than 2 million California K-12 students annually.

Employment Development Department (EDD) records to identify graduates who were employed by K-12 educational institutions in California between 2015 and 2018.<sup>1</sup>

CDE provided additional data points, including the schools at which UC-educated teachers teach and the courses taught since 2015. For this analysis, the data include all matched teachers employed between 2015 and 2018, presenting average statistics over those four years.

## Findings

**More than 28,000 1999-2018 UC alumni appear in the CDE California teacher database.**

This is an underestimate of the total number of UC alumni teaching in public schools since there are many other UC-educated teachers who graduated from UC prior to 1999. 22,000 of the teachers in the database earned undergraduate degrees at UC, and more than 9,000 earned UC graduate degrees in education. UCLA is the largest producer of California public school teachers (5,200), followed by Davis (4,200) and Santa Barbara (3,800). Each campus has a strong geographic focus, providing hundreds of teachers across the state, but especially to their surrounding region.

*Number of teachers and schools with post-1999 UC training, by UC campus*

	Berkeley	Davis	UCLA	Riverside	San Diego	Santa Cruz	Santa Barbara	Irvine	Merced
<b>Number of teachers</b>	2,788	4,215	5,214	3,412	2,453	2,825	3,816	3,330	175
<b>Number of schools</b>	1,692	2,459	2,680	1,915	1,704	1,870	2,590	2,151	169
<b>% teachers &lt;50 mi. from campus</b>	65%	45%	76%	73%	46%	51%	20%	74%	40%

**UC-educated teachers work in 7,200 California public schools, or 3 out of 4 schools in the state.**

As the map below shows, UC-educated teachers are educating high school students at about 85 percent (1,553) of public high schools. Forty percent of UC-educated teachers work at high schools; 30 percent work at elementary schools, and 20 percent work at middle schools, with the rest working at mixed-level schools. In total, they serve almost three out of four of the state’s public elementary schools. UC-educated teachers work in every county, with the exception of Alpine County (California’s least populated county, with just 1,100 residents). For example, 11 percent of UC-educated teachers work in the Inland Empire, which holds 11.6 percent of California’s population; 12 percent teach in the 18 counties that make up the Central Valley, which hold 19 percent of California’s population. For a geographic representation of where UC-educated teachers work, please reference the UC Teacher Dashboard.

<sup>1</sup> Formally, we include all matches such that the birth date is identical, the first name is identical, and either the teacher is teaching at the right school (that is, within 30 miles of the centroid of the zip code where their employer is headquartered) or the last name is identical. This excludes about 13% of UC-educated K-12 employees, who likely work in public school support or administration or at private schools.

California public schools with UC-educated teachers

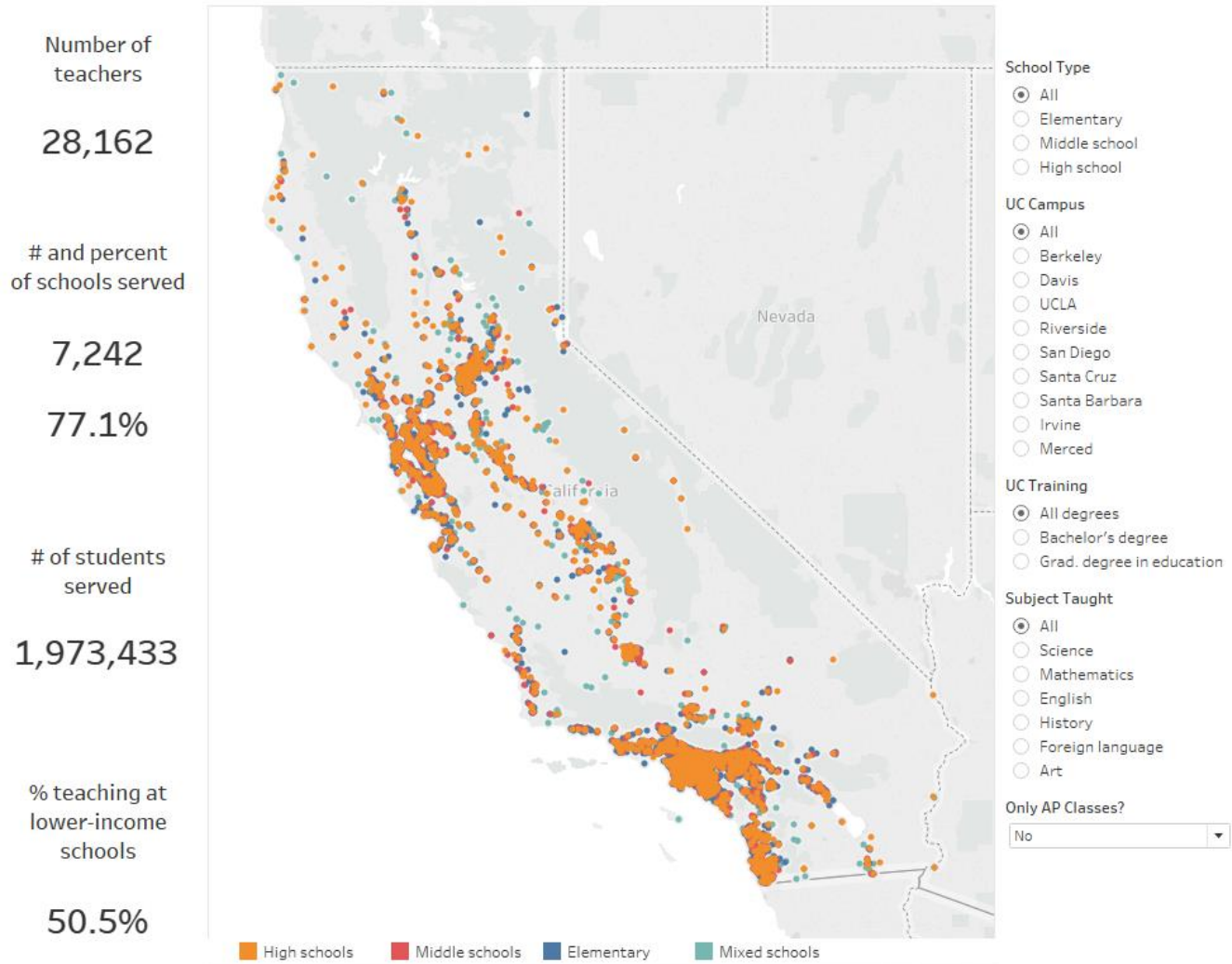


Image source: UC Information Center

Almost 2 million public school students take classes from UC-educated teachers every year.<sup>2</sup>

About 1.1 million of these student-teacher interactions occur in California high schools, with 500,000 in middle schools and 170,000 in elementary schools. The most popular subject taught by UC-educated teachers is English, with more than 500,000 California students taught by UC-educated English teachers annually.

<sup>2</sup> As above, this number sums the total number of students taught by each UC teacher, and might double-count students who take courses from multiple UC-educated teachers.

*Most popular classes taught by UC-educated teachers*

<u>High School</u>	<u>Middle School:</u>
1. Biology (884)	1. History-Social Science (918)
2. English 9 (861)	2. Comprehensive English (782)
3. English 10 (851)	3. Physical Sciences (406)
4. US History (802)	4. Life Sciences (371)
5. Algebra I (586)	5. Seventh Grade Math (300)

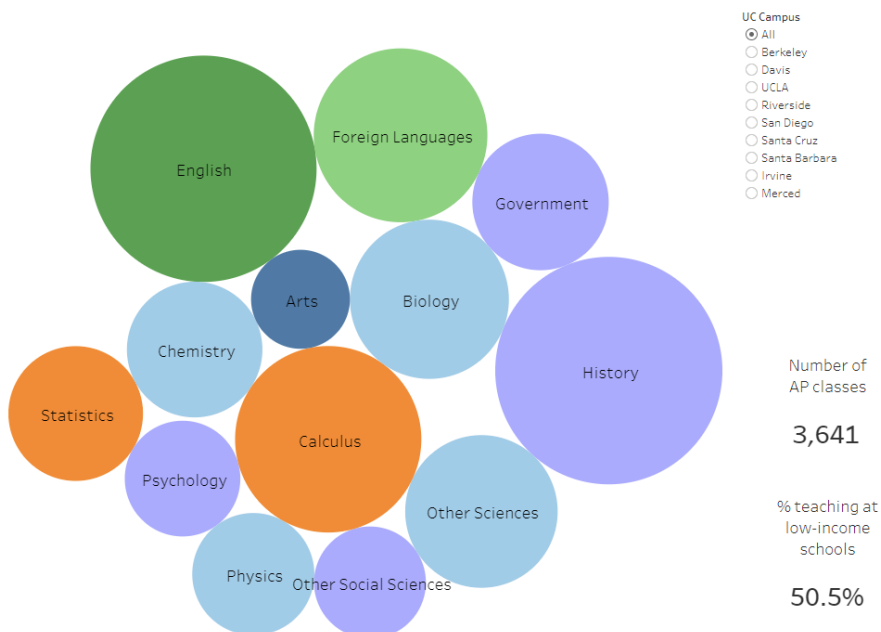
Half of UC-educated teachers work at schools with above-median numbers of free lunch recipients.

Using a typical measure of the relative socioeconomic status of the schools where UC-educated teachers work, we find that half of UC-educated teachers work in schools where more than 58 percent of students are eligible for free lunch under the national Free or Reduced Price Meals (FRPM) program. 79% of teachers from UC Merced and 67% of teachers from UC Riverside work in high-FRPM schools.

3,000 UC-educated teachers teach advanced AP courses, with 100,000 enrolled students each year.

The most popular AP course subjects taught by UC-educated teachers are History (430 schools), English (430), Calculus (290), and the Foreign Languages (250). The UC-educated teachers taught 3,600 AP courses per year, 40 percent of which were at high-FRPM schools.

*Schools with AP courses taught by UC-educated teachers*  
Schools with AP courses taught by UC-trained teachers



*Image source: UC Information Center*

## Conclusion

Public Service is a primary mission of the University of California system. One way UC contributes to the public good is by educating California's future educators. This fact sheet was made possible by leveraging new data made available through a partnership between UCOP and the California Department of Education. An analysis of the data shows that UC-educated teachers work in every corner of the state, are equally dispersed across higher- and lower-income public schools, and educate about 2 million California students each year. Many of those students themselves will ultimately choose to enroll at the University of California following high school graduation, perpetuating an educational cycle that improves the lives of all Californians.