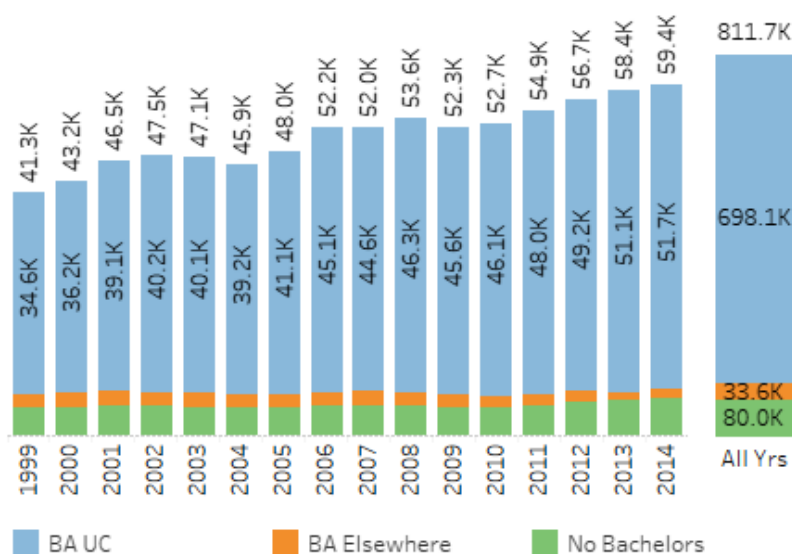


UC undergraduate degree non-completion

Although the universitywide six-year graduation rate (85 percent)¹ is higher compared to non-UC American Association of Universities (AAU) public institutions (79 percent), it is important to understand who the students are who do not complete their bachelor’s degree at UC. Over 50,000 undergraduates enter UC each year, and nearly 90 percent go on to complete a bachelor’s degree. Of those students who complete a degree, about 95 percent graduate from a UC and 5 percent graduate from another institution. Between 1999 and 2014, about 80,000 (or just over 5,000 each cohort) never completed a bachelor’s degree as of 2020.

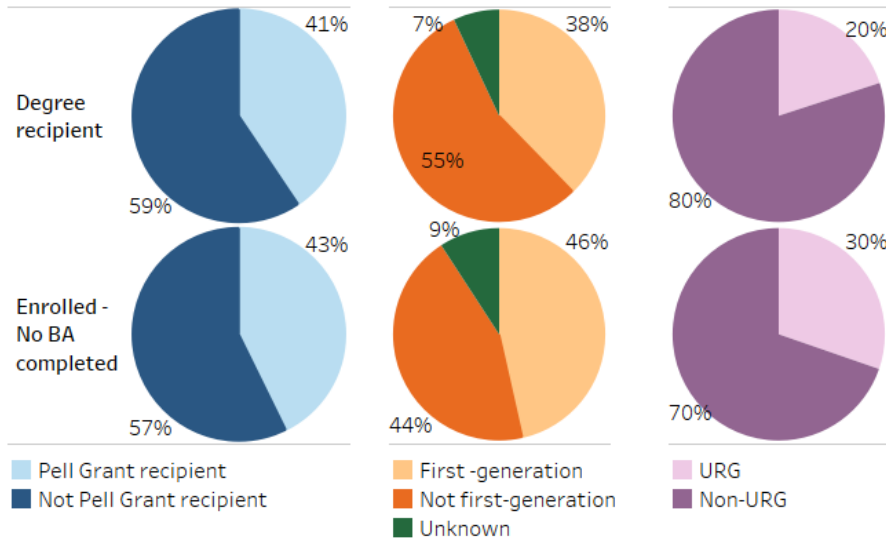
Entering UC students and location of degree completion



When comparing students who did not graduate with students who graduated, there were similar proportions of Pell Grant recipients (43 percent vs. 41 percent). However, there was a higher proportion of first-generation college students (i.e., students with neither parent having a four-year college degree; 46 percent vs. 38 percent) and students from underrepresented groups (URG; i.e., identify as African American/Black, American Indian, or Hispanic/Latino(a); 30 percent vs. 20 percent) among those who did not complete their bachelor’s degree.

¹ For more about UC undergraduate graduation rates: <https://www.universityofcalifornia.edu/infocenter/ug-outcomes>

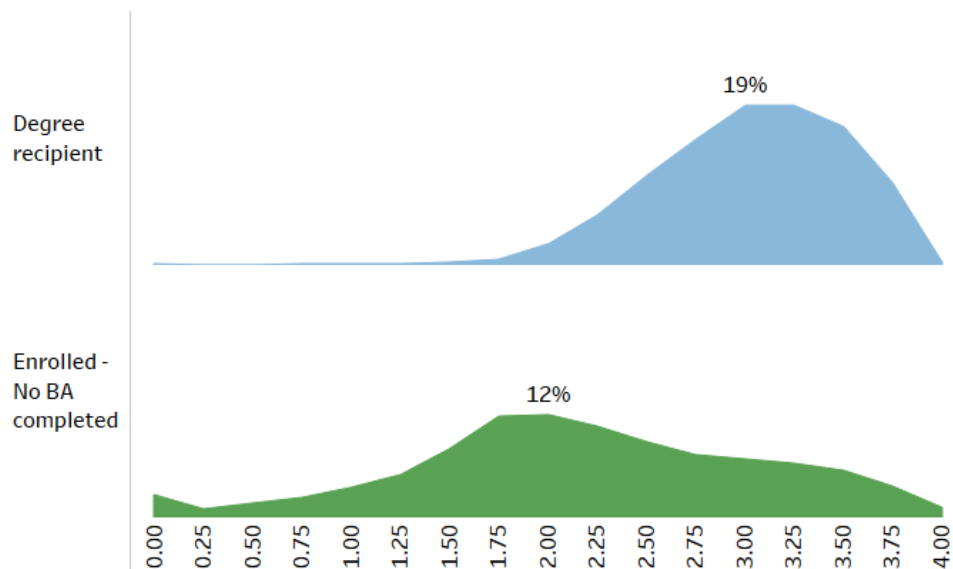
Social demographics and degree completion for UC entering cohorts between 1999 and 2014



GPA, units completed, and major

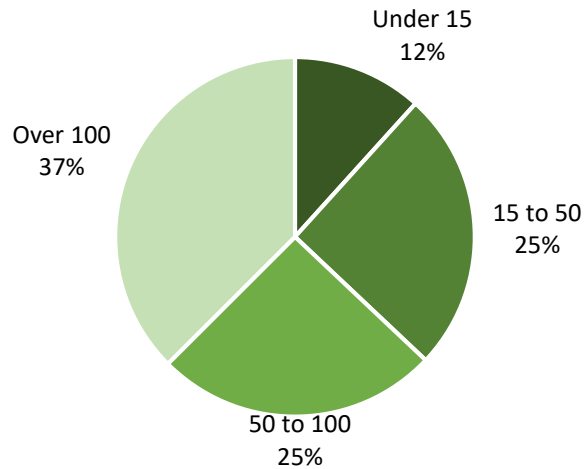
When compared to UC undergraduate degree recipients, students who did not finish their bachelor’s degree tend to leave UC with lower grade point averages (2.29 versus 3.14).

Degree completion and grade point average for UC entering cohorts between 1999 and 2014



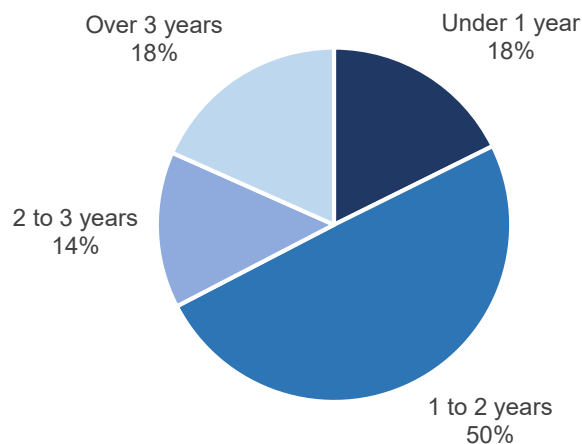
The majority of students who did not finish their bachelor’s degree completed at least one academic year of units (30-45) at UC. More than half (62 percent) complete 50 or more units at UC before they leave.

Number of units completed by students who did not finish



In addition, students who do not finish their bachelor’s degree often enroll for multiple years at UC. Less than 20 percent leave within one year, and half of students leave after completing 1 to 2 years.

Students who did not finish and number of years enrolled at UC



Students who do not finish their bachelor’s degree also major in different disciplines. Almost a quarter of students (22 percent) have an undeclared major when they leave UC.

UC major at exit and units completed

	Under 15	15 to 50	50 to 100	Over 100	All
Undeclared	35%	36%	27%	6%	22%
Social sciences	15%	13%	17%	25%	19%
Arts & humanities	12%	11%	16%	22%	17%
Biological sciences	11%	12%	10%	12%	11%
Engineering/comp sciences	10%	12%	11%	11%	11%
Physical sciences/math	4%	4%	5%	8%	6%
Business	5%	4%	5%	4%	4%

Degree completion

Although students may leave UC without a degree, almost a third complete their bachelor's degree elsewhere. Of the students who began at UC between 1999 and 2014 and exited without a degree, 30 percent finished and earned their bachelor's degree elsewhere (half at a California State University and the other half at another four-year institution). The remaining 70 percent have not yet earned a bachelor's degree as of 2020.

Bachelor's completion status for students leaving UC without a degree by entrance year

