

A young woman with long dark hair, wearing glasses and large grey headphones, is sitting on a thick tree branch. She is smiling and looking down at an open book she is holding. She is wearing a white long-sleeved shirt under a maroon cardigan, blue polka-dot socks, and brown lace-up shoes. The background is a soft-focus green forest. The text 'UNIVERSITY OF CALIFORNIA' is overlaid on the left side of the image.

UNIVERSITY
OF
CALIFORNIA

Annual Report on University Private Support

2017-18



Contents

University of California
Annual Report on University Private Support
2017–18

OVERVIEW OF THE FUNDRAISING YEAR 1

STUDENT FINANCIAL SUPPORT 3

SUMMARY DATA

System Summary.....	4
Source, Purpose and Asset Type	5
Additions to Endowment.....	6
Planned Giving Assets Under Management.....	7
Bequests Distributed.....	8
Fundraising Campaign Status Report	9

USES OF PRIVATE SUPPORT

Restrictions on Use.....	10
Gifts by Discipline.....	11
Endowed Chairs and Professorships	12
Other UC Programs	13
Division of Agriculture and Natural Resources	15

THE CAMPUSES

Berkeley.....	18
Davis.....	20
Irvine.....	22
Los Angeles.....	24
Merced.....	26
Riverside.....	28
San Diego.....	30
San Francisco.....	32
Santa Barbara.....	34
Santa Cruz.....	36

APPENDICES

Campus Foundation Leadership	38
Glossary.....	42
20 Years of Private Support for the System.....	44
10 Years of Private Support for the Campuses.....	45
Reporting Conventions	47

CAMPUS URL DIRECTORY

For more information on the campuses and their private support programs, visit these websites:

<https://give.berkeley.edu>
<https://give.ucdavis.edu>
<http://give.uci.edu/>
<http://giveteto.ucla.edu/>
<http://giving.ucmerced.edu/>
<http://www.ucr.edu/giving/>
<http://campaign.ucsd.edu>
<http://giving.ucsf.edu/>
<https://giving.ucsb.edu>
<https://giving.ucsc.edu/>

ANNUAL REPORT URL

<http://www.ucop.edu/institutional-advancement/reports/index.html>

All images included in this report are included in the University of California Office of the President's digital image repository which is comprised of photographs taken at the various UC campuses and shows the depth and breadth of research, education and public service activities that occur at the University of California.



Executive Summary

Annual Report on University Private Support for the 2017–18 Fundraising Year

The University of California set a new fundraising record in 2017-18 with over \$2.7 billion raised from the philanthropic community. This was the fourth year in a row that UC surpassed the \$2 billion mark in private support – and was the biggest year-to-year increase in the university’s history. These results show the long-term trend of strong philanthropic giving, both in terms of dollars raised and the number of contributors to UC.

While the growth from 2016-17 to 2017-18 is impressive, perhaps a more appropriate way to measure the university’s fundraising success is by examining the average amount received by the university in five-year incremental periods over the past 20 years: 1999-2003, \$987 million; 2004-08, \$1.287 billion; 2009-13, \$1.484 billion; 2014-18, \$2.159 billion. Fluctuations from year to year can occur due to economic conditions and the timing of significant gifts; examining fundraising results over a period of years accounts for these factors, and illustrates the tremendous growth in private support to UC. The university’s overall fundraising results are primarily due to the cumulative impact of the work being done to increase private support at each of the 10 campuses, and the corresponding response from the broad philanthropic community.

The Annual Report on Private Support summarizes giving from over 300,000 donors and provides an overview of philanthropy at the University of California in two separate ways. First, it provides a high level summary of philanthropic support to the entire UC system via an array of summary schedules that display gift totals in major categories based on gift source and gift purpose. In short, it describes who is supporting UC and what areas they are supporting. Second, campus schedules provide this same summary information at the local level, along with profiles of private giving at each campus that provide further insight into the role that philanthropy is playing.

Consistent with recent years, there are several themes which emerge from the individual campus profiles: an expanded donor base reflected by the total number of gifts received during the year; a significant increase in first time donors, particularly in efforts such as campus “Giving Days”; increasing awareness and support from faculty, staff and current students; philanthropic support from the local community, as well as donors from across the country and internationally; broad interest in student support reflected in gifts for scholarships and fellowships; the role of comprehensive campaigns in galvanizing support; and very significant pledges for the future. These themes share one common thread — the understanding that there is no greater return on one’s philanthropic investment than a gift to UC.

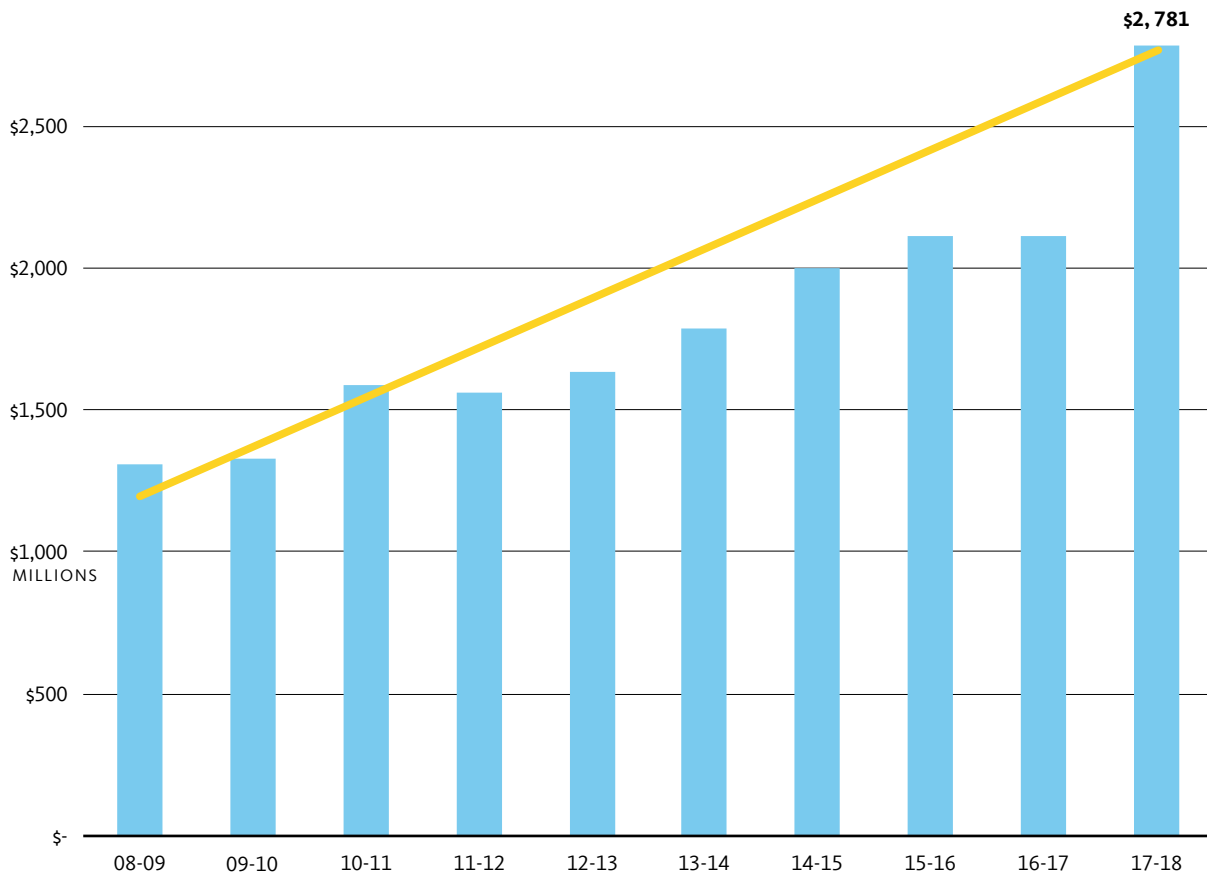
The depth and breadth of giving at the University of California makes it challenging to present a comprehensive picture of the importance of giving on a, single campus, let alone the entire UC system. This philanthropic support is enhancing virtually every aspect of the university, from laboratory and academic facilities to student financial support and research that is impacting local communities and the world.

This past year, the University of California celebrated its 150th anniversary, which provided a reason to celebrate and to reflect upon many of the milestones in the university’s long and storied history. Then, as today, many of these achievements would not have been possible without philanthropic support. The first president of the University of California system, Robert Gordon Sproul, recognized this when delivering remarks at a Charter Day ceremony. While reflective of the times, these words resonate to this day.

“Without such gifts, the university could not have achieved its long and fruitful record of accomplishment in teaching, research, and public service ... For each gift, whatever its form or size, represents an expression of faith in the high purposes to which the University of California is dedicated, and a testimonial of confidence in the University’s ability to make what is given be of maximum usefulness ...

As a glance through the pages of this “Charter Day Gift List” will indicate, the variety of ways in which individual private citizens may contribute to the training of young people, and to the advancement of knowledge, is almost infinite. There is scarcely any activity of the University which does not draw some of its support, and many times much of its inspiration, from the interest shown and the helping hands extended by generous friends and well-wishers ... which through gifts and bequests has augmented the resources of the university, and enabled it to enter new fields or to strengthen old ones at a time when increased state support could not in reason be requested ... all for the benefit of youth and the future welfare of the state.

10-year summary of fundraising



2017–18 Student Financial Support

The University of California has a deep and longstanding commitment to ensuring that financial aid is available for students and their families. The strategy is guided by two goals: ensuring that, at the undergraduate level, the university remains affordable for all California students, regardless of their financial resources; and enabling the university to compete for the best and the brightest graduate students from around the world. UC provided over \$3.0 billion in gift assistance (grants and scholarships/fellowships) in 2016-17. Federal aid (primarily Pell Grants) and state aid (such as Cal Grants) was significant, but the largest source of funds was UC's commitment of its own resources of over \$1.5 billion in aid to UC students. As tuition has historically been moderate, privately-funded scholarships and fellowships have played a smaller, but crucial role, in student financial support.

OVERVIEW OF UC FINANCIAL AID – UNDERGRADUATE AFFORDABILITY

In 2016-17, the most recent year for which data is available, UC undergraduates received over \$2.3 billion in grants and scholarships. Several features distinguish UC's financial aid strategy from those of other colleges and universities: scholarship programs are primarily need-based, as almost 90 percent of UC aid is awarded in this fashion; aid is designed to address the entire cost of attendance (not just tuition, but also room and board, books and supplies, personal expenses, health insurance, and other costs); and aid is allocated across campuses so that every campus can provide a similar level of affordability, allowing students to choose among campuses based on “fit,” not cost.

The UC undergraduate scholarship programs are also distinguishable based upon their size and scope. The majority of UC undergraduate students pay much less than the tuition “sticker price.” Nearly 57 percent of all California resident undergraduates pay no tuition and fees. On average, UC students receive more aid and pay lower tuition than students at other major public research universities. Among California resident undergraduates who received a grant or scholarship in 2016-17, the average per student award exceeded \$17,000, much more than the \$12,294 in systemwide tuition and fees. While UC students' debt at graduation has increased in recent years, it remains manageable and well below the national average — approximately half of all graduating students have no student loan debt, and those that do borrow have an average of about \$21,000.

THE BLUE AND GOLD OPPORTUNITY PLAN UC'S

Blue and Gold Opportunity plan was established to send a clear, simple message to California families: They can afford a UC education. This plan ensures that California students with financial need and parent income below \$80,000 have their systemwide tuition covered by grants and scholarships. Students with sufficient need typically receive additional grant aid to help cover other expenses, such as campus fees, housing, books and transportation.

GRADUATE STUDENT SUPPORT

UC's graduate student support strategy is decentralized, reflecting differences in the competitive environment, the applicant pool and the costs associated with the university's many graduate academic and professional degree programs. Academic doctoral students are typically supported by merit-based fellowships, research assistantships and teaching assistantships. Students in professional degree programs rely largely on need- and merit-based fellowships, as well as student loans. These students are charged Professional Degree Supplemental Tuition, which varies by program, in addition to their base tuition and fees.

PHILANTHROPIC SUPPORT

As government funding for undergraduate and graduate students has decreased, UC is committed to increasing support from other resources — with a renewed emphasis on private support for scholarships and fellowships.

In recent years, almost 28,000 students received privately funded scholarships and fellowships — over \$180 million in total each year. These awards consist of almost equal parts current-use gifts and payout from endowment funds. In order to enable UC to meet the growing need, new gifts must be received in order to replenish the funds distributed and provide support to even more students.

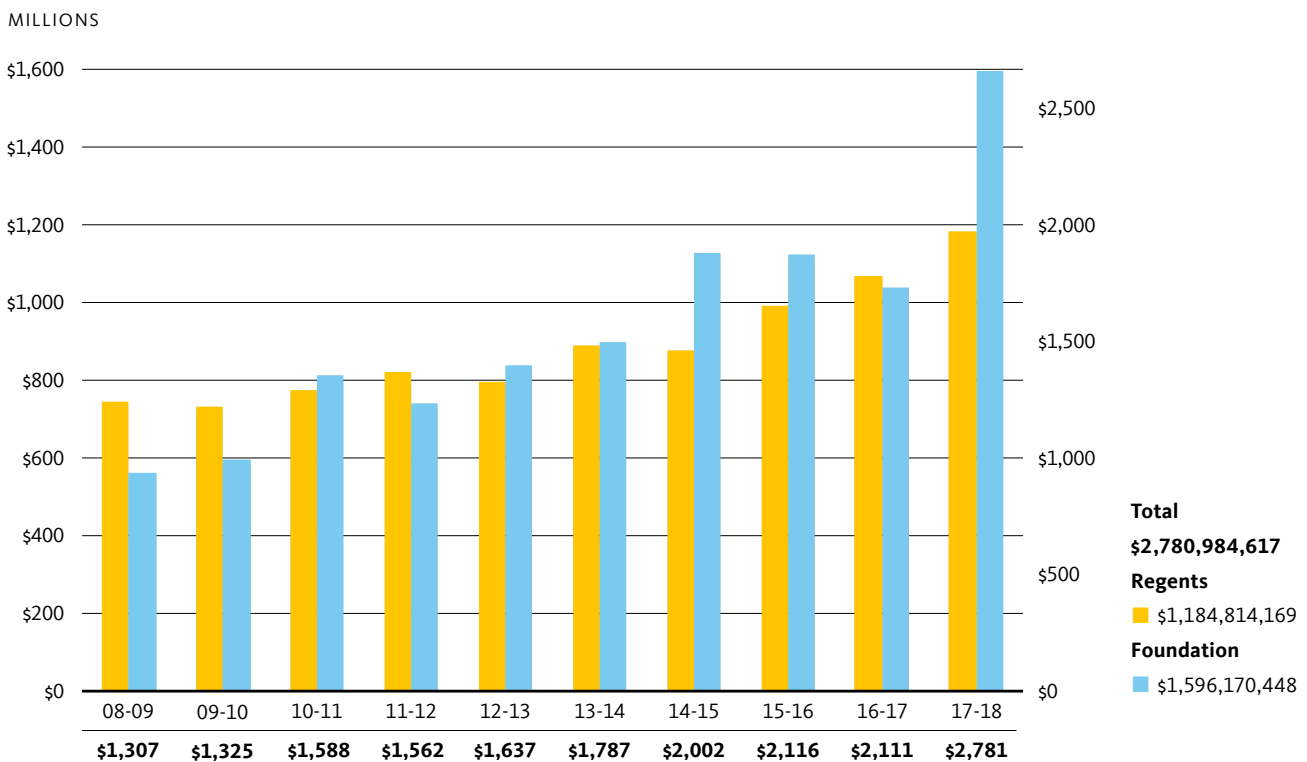
In 2017-18 almost \$184 million of gifts received by UC were designated for student support. This total number represents the sum total of a wide spectrum of gifts designated for scholarships, fellowships, awards and prizes. The campus narratives highlight a number of these gifts, and help illustrate the impact of this support. Whether assisting a first-generation college student to achieve her dreams of a degree, or allowing medical school students to graduate without the debt that often discourages pursuit of certain areas of service, these gifts are often some of the most inspirational and life-changing.

2017–18 System Summary

Private Support to Regents and Campus Foundations by Cash Reporting Convention

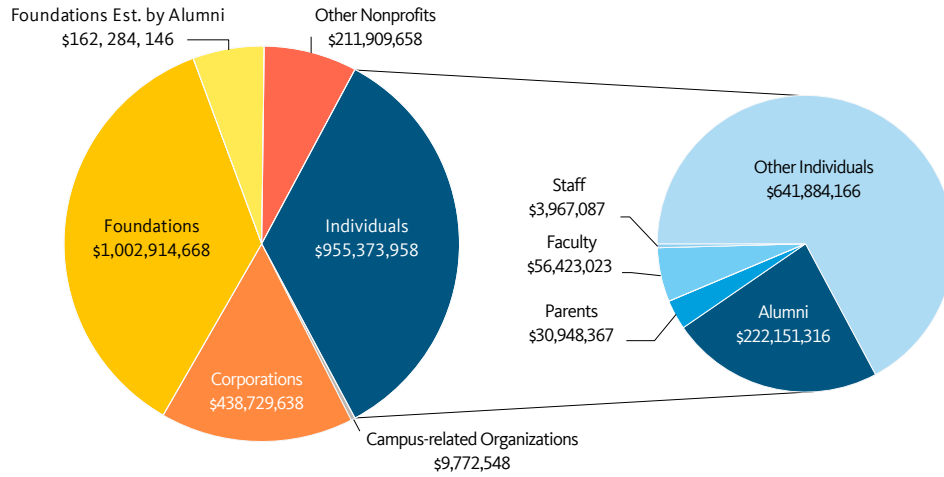
CAMPUS	Regents	Foundations	Totals
Berkeley	\$173,571,132	\$255,480,886	\$429,052,019
Davis	\$114,460,437	\$57,863,228	\$172,323,665
Irvine	\$86,097,932	\$117,297,471	\$203,395,404
Los Angeles	\$225,657,713	\$560,993,165	\$786,650,878
Merced	\$2,826,178	\$1,485,260	\$4,311,437
Riverside	\$12,344,052	\$10,667,152	\$23,011,204
San Diego	\$124,132,654	\$155,869,307	\$280,001,961
San Francisco	\$347,809,821	\$382,458,190	\$730,268,011
Santa Barbara	\$66,148,204	\$35,682,263	\$101,830,466
Santa Cruz	\$20,140,334	\$18,373,525	\$38,513,860
ANR	\$3,993,053	\$0	\$3,993,053
UC Other Programs	\$7,632,660	\$0	\$7,632,660
Total	\$1,184,814,169	\$1,596,170,448	\$2,780,984,617

10-year cash report summary

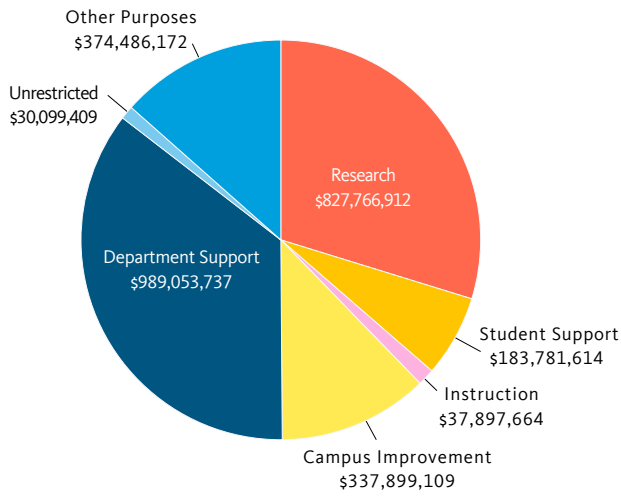


2017–18 Source, Purpose and Asset Type: \$2.781 Billion

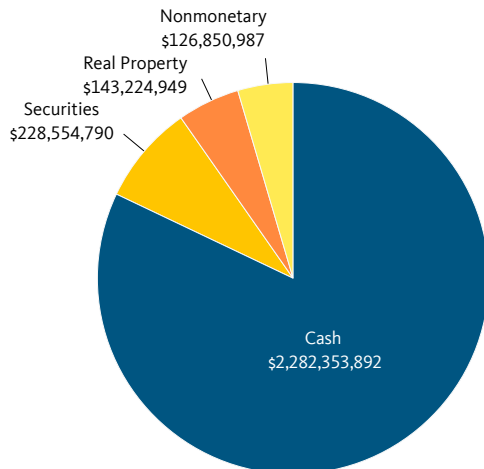
Gift source



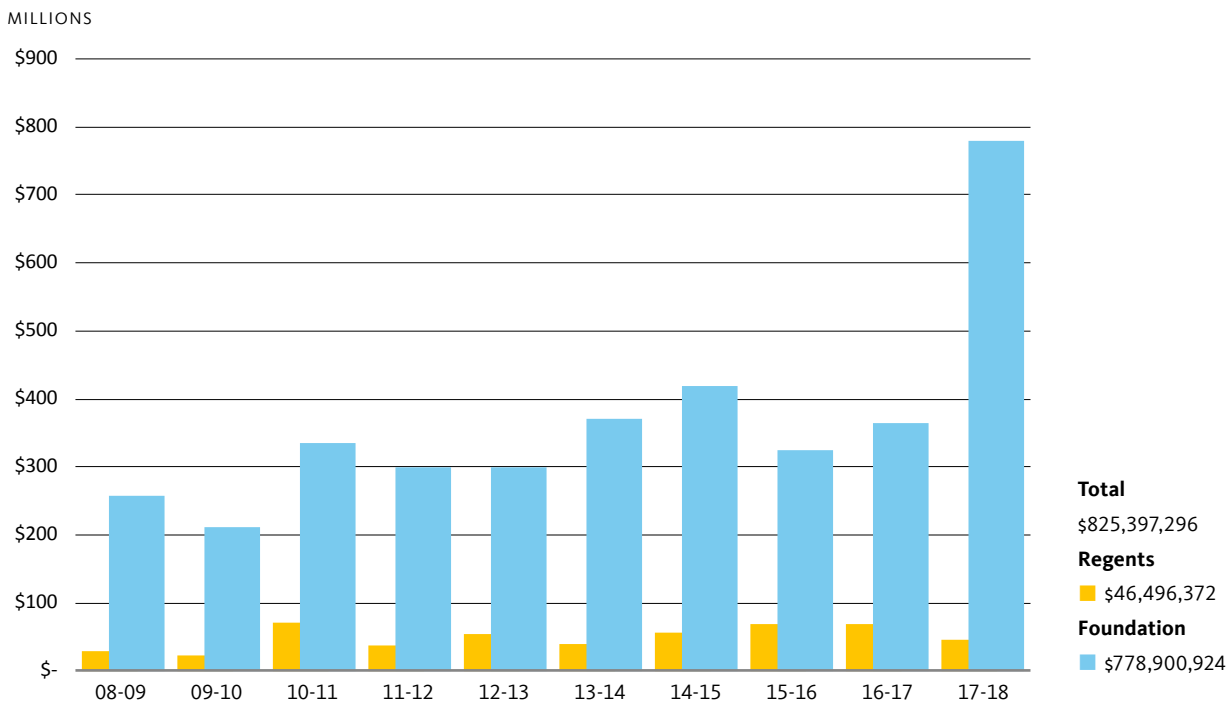
Gift purpose



Asset type



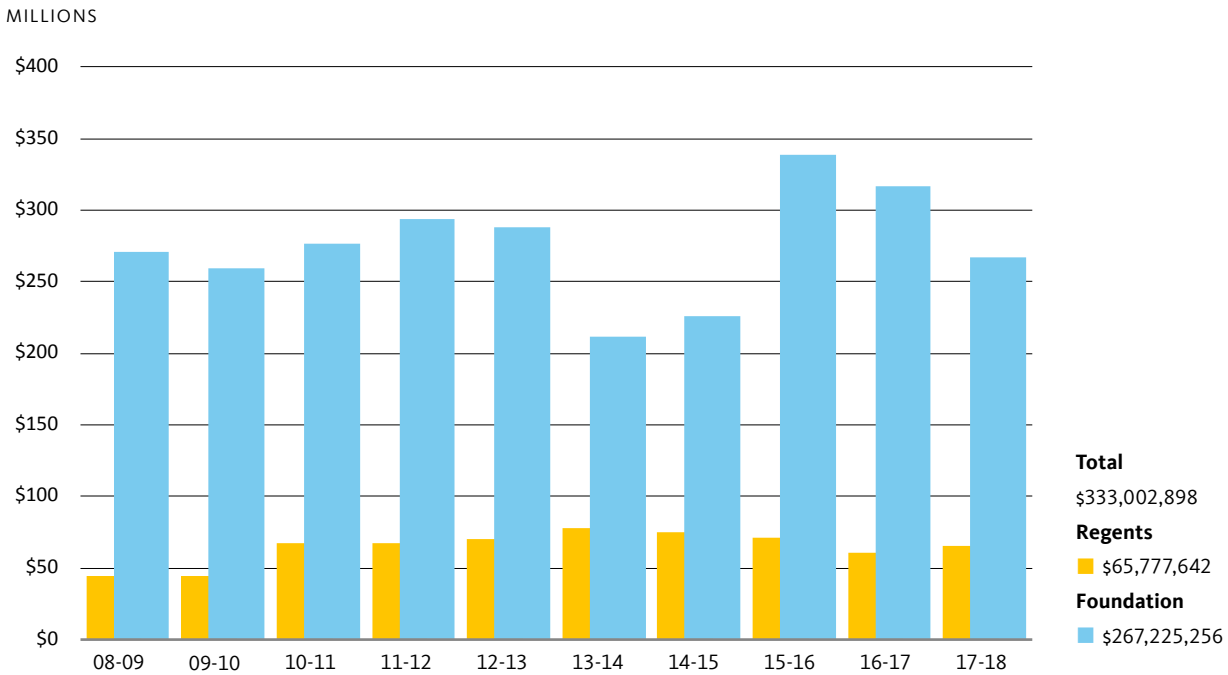
2017–18 Additions to Endowment: \$825 Million



YEAR	Regents		Foundations		Total
08-09	\$29,564,957	10.3%	\$258,451,471	89.7%	\$288,016,428
09-10	\$22,230,543	9.5%	\$212,480,081	90.5%	\$234,710,624
10-11	\$71,949,963	17.7%	\$334,621,406	82.3%	\$406,571,370
11-12	\$36,555,336	10.9%	\$299,111,358	89.1%	\$335,666,694
12-13	\$54,836,099	15.5%	\$299,620,530	84.5%	\$354,456,629
13-14	\$39,567,824	9.6%	\$370,565,482	90.4%	\$410,133,306
14-15	\$56,953,475	11.9%	\$420,037,975	88.1%	\$476,991,450
15-16	\$68,925,529	17.5%	\$324,268,777	82.5%	\$393,194,306
16-17	\$69,959,759	16.1%	\$364,197,974	83.9%	\$434,157,733
17-18	\$46,496,372	5.6%	\$778,900,924	94.4%	\$825,397,296

The preliminary estimate for the value of all UC endowment as of June 30, 2018 **\$18.8 BILLION**

2017–18 Planned Giving Assets Under Management



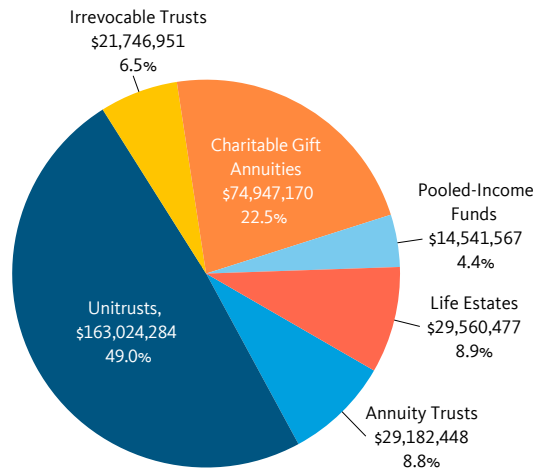
The illustrations on these pages show the total of the planned giving assets where the Regents or a campus foundation are serving as the trustee. The total under management for 2018 is \$333,002,898. All of these assets are irrevocably dedicated to the university and ultimately will be distributed for charitable purposes on the campuses.

The University of California has established planned giving programs at each of our campuses. University staff work with donors and their advisers, if appropriate, to help structure gifts that meet the donors’ philanthropic and financial objectives.

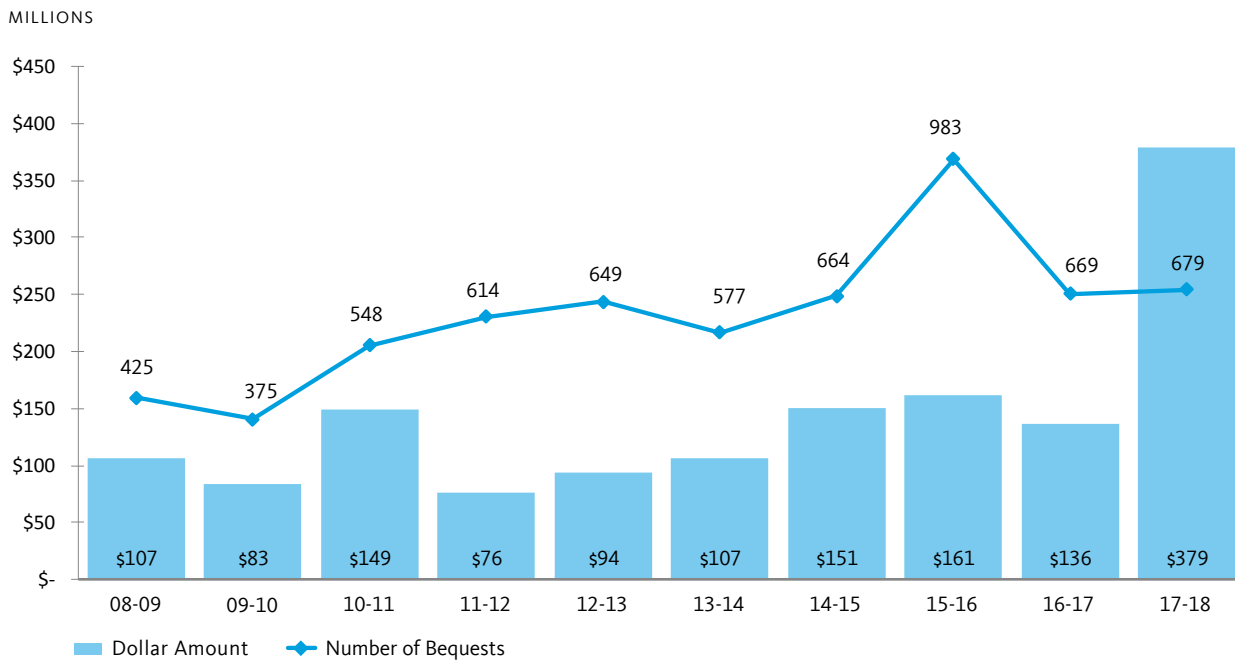
Frequently, this results in the creation of a planned gift, such as a charitable remainder trust, pooled-income fund, charitable gift annuity or similar gift vehicle. Under these arrangements, the principal of the planned gifts is distributed to the university upon the death of the income beneficiaries or at the expiration of a term of years to be used for the charitable purpose designated by the donors.

The totals do not include planned giving assets that are managed by third parties (banks, trust companies), bequest expectancies or any revocable gifts.

2017–18 Total Planned Giving Assets: \$333,002,898



2017–18 Bequests Distributed



The University of California receives steady and significant support from bequests, although there is inherent unpredictability in both the number of bequests and the dollar amount received in any year. Bequests are a frequent source of endowments, as donors seek an opportunity to ensure continued support for the institution — particularly in areas such as student support via the establishment of endowed scholarship and fellowship funds.

The growth in the number of bequests received is reflective of the demographics of the UC alumni population, as well as the efforts of the campus planned giving offices. Whenever possible, the campuses steward family members and friends after receiving bequests so that they are kept aware of the use and benefits of their loved one’s legacy.

This past year, the university received \$379 million in distributions from 679 estates and trusts in which the university was designated as a beneficiary. These distributions may take the form of a specific bequest of property or cash, as well as a residual bequest of a percentage of the residue in the decedent’s estate or trust. Frequently, a donor has provided support for a particular area during his/her lifetime, and provides a bequest to enable this support to continue into the future. As reflected in the chart above, the number of estates and trusts that made distributions to UC this past year increased from the previous year.

As noted in prior years’ reports, the variance in dollars distributed over the past 10 years can be attributed to several factors. The recession caused a considerable reduction in overall estate values as real estate and stock values decreased. While pecuniary bequests have been stable, this resulted in a decline in the value of residual bequests. As the financial markets have improved, estate values are steadily increasing, as reflected in the increase in the total dollars distributed.

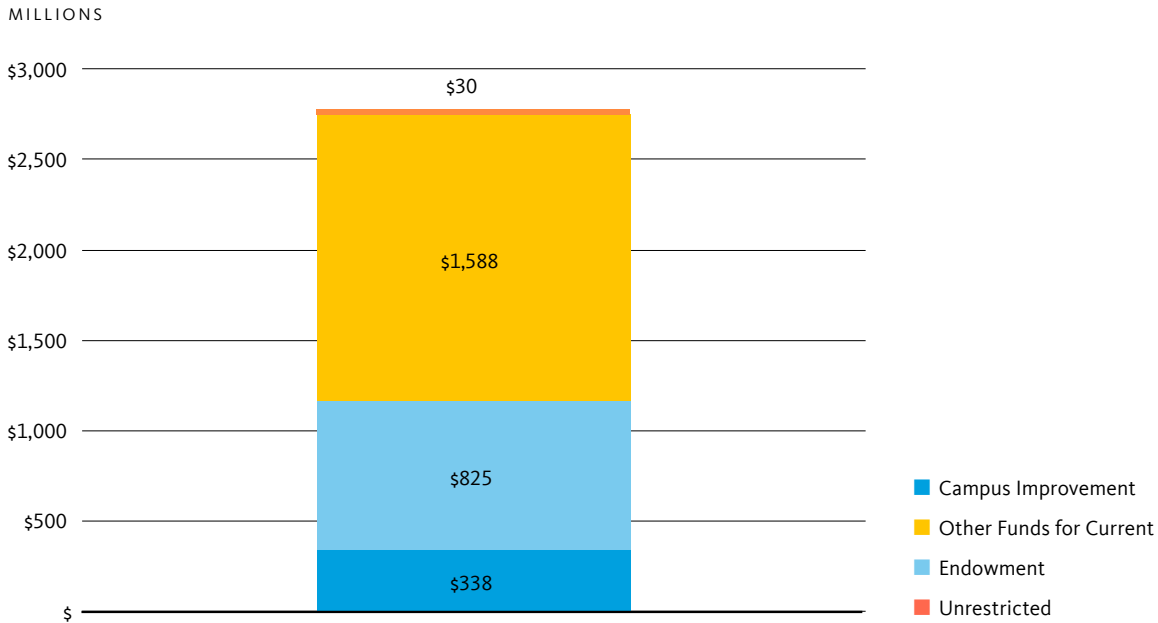
In addition, many estate plans allocate the decedent’s estate to family members and charitable organizations based upon the estate tax implications. For many years, the uncertainty in the federal estate tax made it challenging to craft an estate plan that achieved the objective of supporting one’s heirs and charitable organizations. Since the passage of the American Taxpayer Relief Act of 2012, individuals have greater assurance that their estates can be structured to meet their financial and philanthropic goals.

The Gift Planning Offices on our campuses provide information to alumni and other prospective donors to assist them in meeting their personal and charitable objectives — and also provide much-deserved recognition to donors during their lifetimes. The number of individuals who have indicated that they have provided for the University of California in their estate plans continues to grow, helping to ensure the excellence of the university for future generations.

Fundraising Campaign Status Report, June 30, 2018

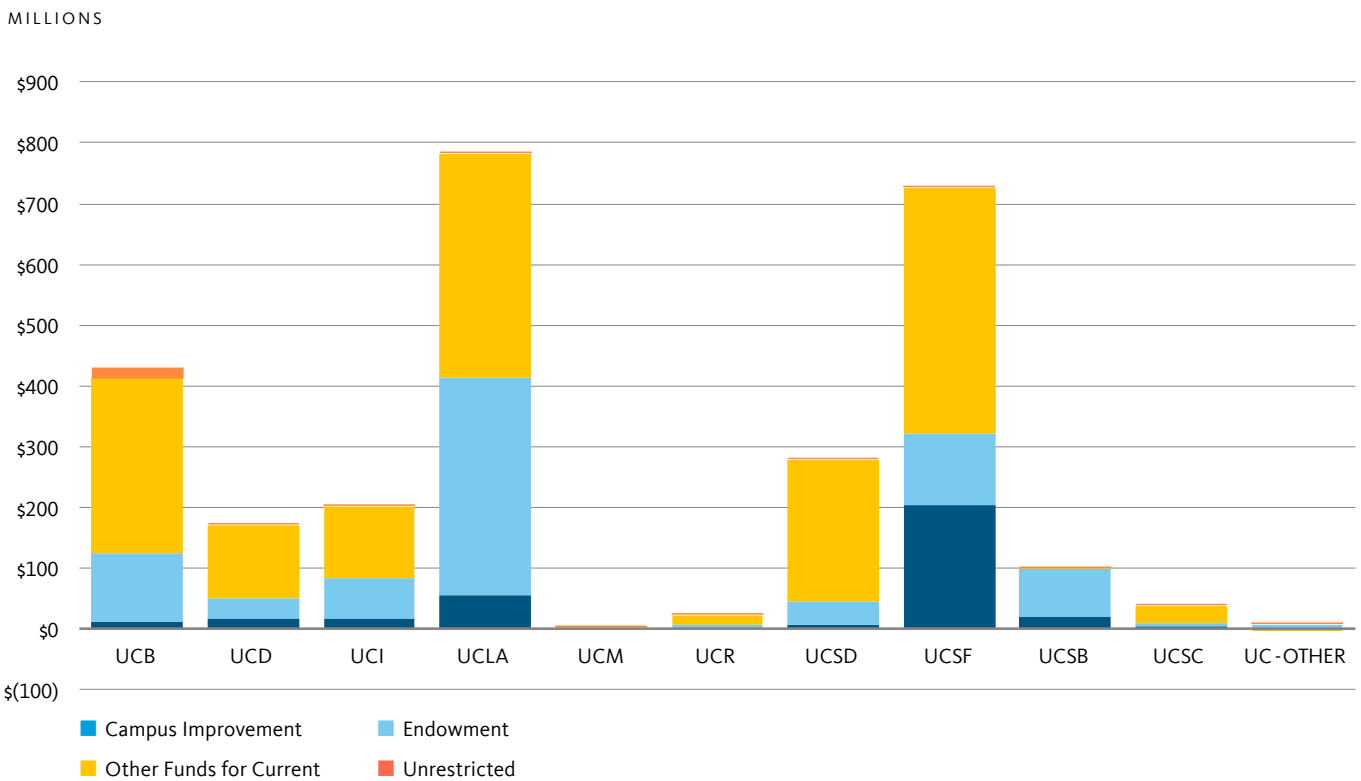
NAME OF CAMPAIGN	Goals	Duration	Gifts/Pledges by 6/30/18
Berkeley <i>No campaign underway at this time</i>			
Davis <i>No campaign underway at this time</i>			
Irvine <i>No campaign underway at this time</i>			
Los Angeles <i>Centennial Campaign</i>	\$4,200,000,000	2013–2019	\$4,231,330,887
Merced <i>No campaign underway at this time</i>			
Riverside <i>Living the Promise: The Campaign for UC Riverside</i>	\$300,000,000	2011–2020	\$213,412,464
San Diego <i>The Campaign for UC San Diego</i>	\$2,000,000,000	2013–2022	\$1,601,934,099
San Francisco <i>UCSF: The Campaign</i>	\$5,000,000,000	2014–2020	\$4,207,212,988
Santa Barbara <i>No campaign underway at this time</i>			
Santa Cruz <i>No campaign underway at this time</i>			
Grand Total	\$11,500,000,000		\$10,253,890,438

2017–18 Restrictions on Use



The University of California received \$825 million (29.7 percent) for endowments held by the Regents and the campus foundations. Campus improvement funds totaled \$338 million (12.2 percent);

an additional \$1,588 million (57.1 percent) supported other aspects of current operations. Unrestricted funds totaled \$30 million and comprised 1.0 percent of the total for private support.



2017–18 Gifts by Discipline

Distribution By Discipline: \$2,780,984,617

	Total	Percentage
Agriculture and Natural Resources	\$59,198,498	2.13%
Arts, Letters and Sciences	\$320,202,486	11.51%
Athletics/Sports	\$90,695,681	3.26%
Business/Management	\$64,603,334	2.32%
Engineering	\$191,791,511	6.90%
Financial Aid	\$25,936,259	0.93%
Health Sciences and Medicine	\$1,285,892,660	46.24%
Law	\$44,914,680	1.62%
Libraries	\$21,049,373	0.76%
Miscellaneous	\$406,690,561	14.62%
Other Academic Programs	\$159,035,606	5.72%
Other Professional Schools	\$88,459,094	3.18%
Veterinary Medicine	\$22,514,874	0.81%
Total	\$2,780,984,617	100.00%

Gifts for Health Sciences and Medicine: \$1,285,892,660

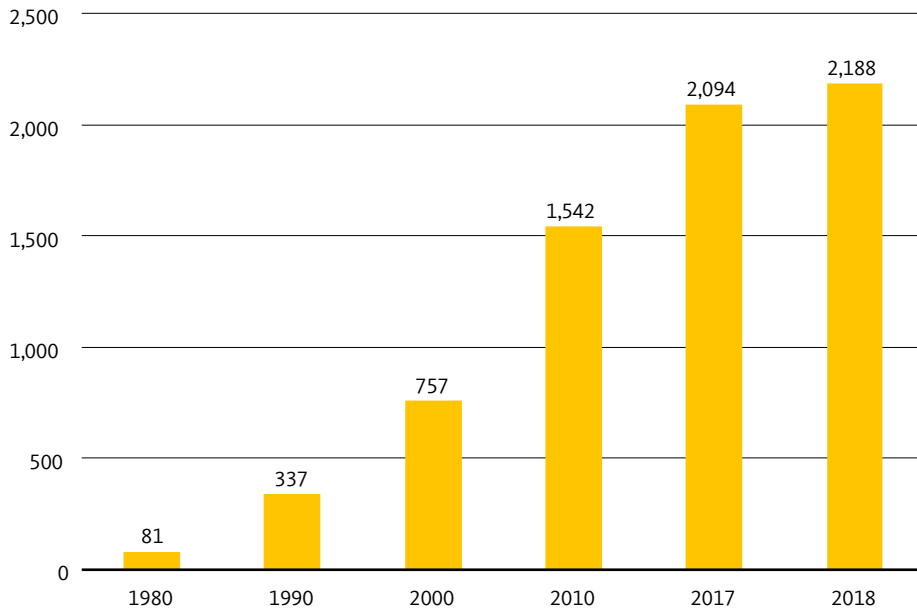
Campus	Total	% of Total
Berkeley	\$37,527,217	2.92%
Davis	\$52,826,976	4.11%
Irvine	\$98,303,945	7.64%
Los Angeles	\$234,015,050	18.20%
Merced	\$273,370	0.02%
Riverside	\$2,054,326	0.16%
San Diego	\$130,623,766	10.16%
San Francisco	\$730,268,011	56.79%
Total	\$1,285,892,660	100.00%

Area	Total	% of Total
Biological Sciences	\$35,034,946	2.72%
Biomedical Sciences	\$213,332	0.02%
Dentistry	\$11,285,876	0.88%
Medical Center	\$91,773,514	7.14%
Medicine	\$820,131,267	63.78%
Nursing	\$33,191,043	2.58%
Optometry	\$2,017,349	0.16%
Other	\$254,518,282	19.79%
Pharmacy	\$10,664,499	0.83%
Public Health	\$27,062,553	2.10%
Total	\$1,285,892,660	100.00%

The method of rounding may produce the appearance of minor inconsistencies in various totals and percentages, but the differences do not affect the accuracy of the data.

2017–18 Chairs and Professorships Cumulative

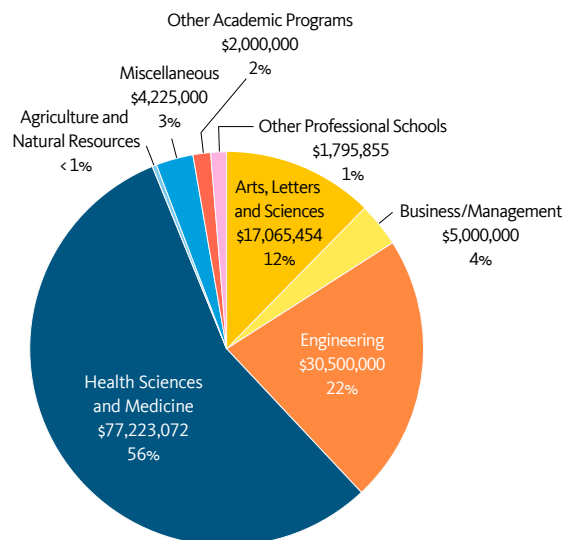
CHAIRS



Well over half of all endowed chairs/professorships have been established since 2000. The current total, spread among the campuses, is 2,188 and growing; 94 chairs/professorships/ were established in 2017-18.

The chart below illustrates the extent to which the chairs that were established this past fiscal year are spread among the various academic disciplines.

Chairs and Professorships by Area: \$138,309,381 (established 2017-18)



2017–18 Other UC Programs: Mathematics, Engineering, Science Achievement (MESA)

On the heels of the civil rights movement, industry's need for diverse, qualified engineers led educators and community activists to create Mathematics, Engineering, Science Achievement (MESA). Its goal: provide the academic support, resources and career exploration needed to increase the number of underrepresented students graduating from undergraduate engineering programs.

Private industry support has been a driving force of MESA's success since 1970 through decades of partnerships with companies including Bechtel Corporation and Pacific Bell (now AT&T).

Those relationships continue today and benefit the more than 25,000 first-generation and low-income middle school, high school, community college and university-level MESA students in California. The Bechtel Foundation recently provided funds for MESA strategic planning and AT&T has been involved in aspects from providing board members to program funding.

MESA engages an active industry advisory board to secure financial support from their companies and ensure existing and new curriculum matches industry needs.

State funding and industry support allow MESA to deliver an exceptional program that works. MESA students are more likely to be admitted to a UC than their non-MESA peers (80 percent vs. 67 percent), and 80 percent of MESA students graduate within six years of enrollment at UC campus. The Bayer Foundation named MESA a top program for preparing girls and minority students in STEM and highlighted MESA's use of public-private partnerships.

Several recent collaborations have garnered not only private financial support but individual involvement. The Cisco MESA

Mentor Program has provided more than 150 undergraduate students 1,500 hours of mentorship in addition to grant dollars and \$15,000 in volunteer matching funds.


Oracle continues to provide significant support to MESA in various forms. The tech giant has granted more than \$130,000 to support Java training for teachers, summer coding camps for students and coding competitions.

Symantec exposed cybersecurity careers to thousands of middle and high school MESA students through a \$150,000 grant in 2017. Symantec's cybersecurity curriculum was integrated into the MESA program model. With the importance of this field growing each day, MESA plans to expand its cybersecurity program and actively seeks a corporate partner for this opportunity.

Since 2003, private donations have completely funded the yearly MESA Student Leadership Conference with top funders including PG&E, Edison International, Southern California Gas and San Diego Gas & Electric. The conference prepares upperclassmen with the soft skills needed for the workforce. This year's partners also included Applied Materials, Intuit and its newest partner, Lyft.

MESA continues to diversify its private funding through burgeoning partnerships with new tech companies and aims to support programming through larger scale grants. MESA will commemorate 50 years of success in 2020 by leveraging the power of MESA's tens of thousands of alumni, long-established partners and new industry allies with a philanthropic commitment to STEM education.

For more information about MESA visit mesa.ucop.edu





2017–18 Division of Agriculture and Natural Resources

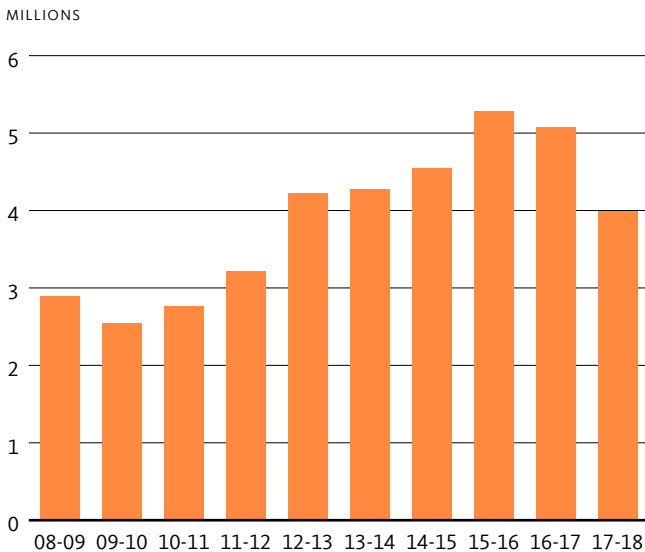
In 2017-18, UC ANR received 2,712 gifts from 1,934 donors totaling \$3,993,053 in private gifts and grants to the Division. This includes \$843,959 in gifts to the California 4-H Foundation in support of the California 4-H Youth Development Program. Online giving increased by 28 percent with \$150,240 raised for ANR programs.

Private donations to ANR enrich and enhance the ability of Cooperative Extension advisors, specialists, community educators and more than 16,000 volunteers to deliver the land grant mission of the university. UC ANR engages with the people of California to achieve innovation in fundamental and applied research and education that supports economic prosperity and workforce development; promotes healthy people and communities; safeguards and ensures abundant and healthy food; protects California’s natural resources; builds climate-resilient communities and ecosystems; and develops an inclusive and equitable society. Gift support benefited our 57 county-based Cooperative Extension programs, nine Research and Extension Centers and 12 statewide programs and institutes in 2017-18.

SOME OF THIS YEAR’S HIGHLIGHTS INCLUDE:

- UC ANR received significant gift funding for its research efforts in 57 counties and at our nine Research and Extension Centers. Ninety-eight gifts were directed to ANR Advisors and Specialists including a total of \$125,750 from Bayer Corporation, \$81,325 from Dow AgroSciences, LLC, \$106,110 from E.I. DuPont de Nemours & Company, \$151,687 from Syngenta Crop Protection, LLC, and \$70,400 from BASF Corporation.
- Intermountain Research and Extension Center (IREC) located in Tulelake, California had a successful fundraising year raising in excess of \$80,000. These gifts were primarily for capital support of IREC’s new Conference and Laboratory facility, which officially opened this summer. Other gift funds supported IREC’s continued research work in weed control along with the always-popular Annual Field Day that brings in community supporters from throughout the Klamath Basin.
- \$143,388 was raised for the 4-H Program through the annual “Paper Clover” partnership with the National 4-H Council and Tractor Supply Company. Funds supported participation in leadership and camp programs for 4-H members in 36 California counties. This was an increase of 20 percent over the previous year.
- A \$75,000 grant from the California Endowment to ANR’s Nutrition Policy Institute (NPI) funded the creation and dissemination of fact sheets regarding CalFresh (California’s Food Stamp Program known nationally as Supplemental Nutrition Assistance Program or SNAP) for each of California’s 58 counties as well as for select congressional districts. Quantified for each county, the fact sheets provide important data regarding the economic and health benefits that CalFresh brings to its participants, the community and the business sector.

Total Giving to Campus and Systemwide Agriculture and Natural Resources Research and Programs: \$3,993,053





The Campuses





BERKELEY 2017-18

As the University of California, Berkeley marked its 150th anniversary, the campus celebrated another milestone: a record-setting year of fundraising. In 2017–18, Cal raised a record amount in gifts and pledges from more than 66,000 donors making a record 108,000 gifts — placing UC Berkeley in prime position to renew its promise over the next 150 years and beyond.

Of the total raised for the fiscal year, \$140 million (using the accrual method) is new gifts and pledges to the endowment. Additionally, more than 56,000 donors gave cash gifts of \$1,000 or less, showing the power of the donor base to support the campus’s fundraising success.

“There is no doubt that our donors are incredibly inspired by our faculty, students and the visionary leadership of Chancellor Carol Christ,” said Vice Chancellor of University Development and Alumni Relations Julie Hooper. “As we celebrate this wonderful success in our sesquicentennial year, we know that we will need to continue to fundraise at this level and beyond as we embark on what will likely be the most ambitious campaign in Berkeley’s history.”

Fundamental to this future success will be advancing collaboration among units across campus, Hooper added, noting that some of the most notable gifts last year were a result of partnerships across the campus. These included:

- \$50 million from an anonymous donor to support the recruitment and retention of faculty in STEM fields; and

- \$10 million from an anonymous donor for the African American Initiative, Undocumented Student Program, the Berkeley Hope Scholars, the UC Berkeley Underground Scholars, and a Fiat Lux scholarship.

The record fundraising year will enable UC Berkeley to sustain and strengthen its programs, faculty, financial aid offerings and physical infrastructure — and comes at a time when the campus and its talented students face a number of challenges.

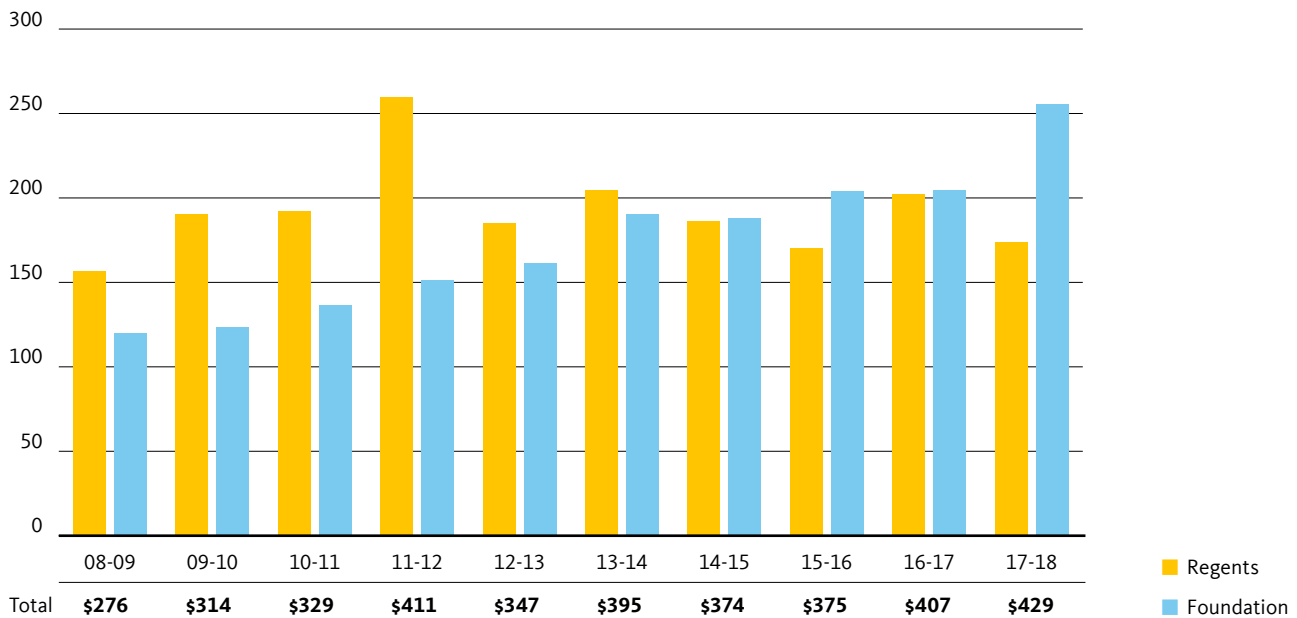
In tandem with cost-cutting UC efforts across campus, the record fundraising total will enhance UC Berkeley’s ability to:

- See students graduate with lower debt than the state average (\$18,789, compared with \$22,744 statewide);
- Take advantage of powerful, state-of-the-art instruments, data science approaches and computing infrastructure to retain leadership across research disciplines and in whole new approaches to research being invented on campus; and
- Build upon the strength of its endowment, which currently stands at about \$4.6 billion and generated payout to the campus of \$140.8 million in 2017–18.

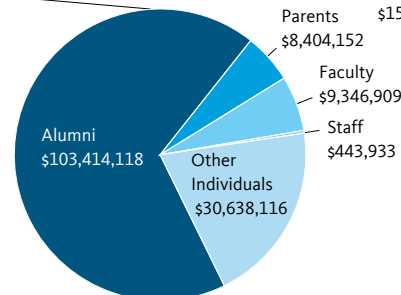
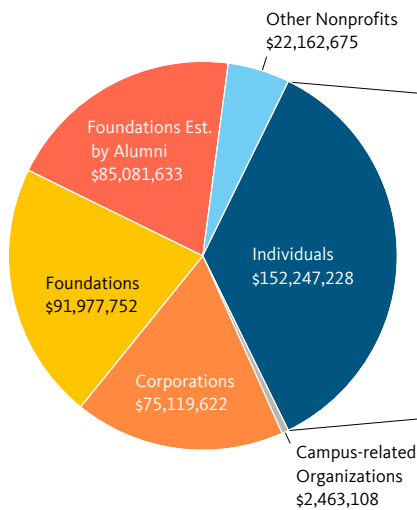
Through fundraising and tightening its budget, UC Berkeley can continue to achieve the academic excellence, pathbreaking research and vital public service for which it is known — and keep the world’s No. 1 public university accessible and affordable to all deserving students.

Total giving

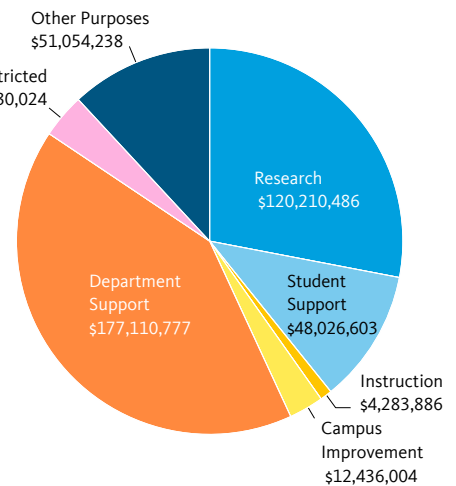
MILLIONS



Gift source



Gift purpose



Reporting conventions

	13-14	14-15	15-16	16-17	17-18	2017-18 Totals
Cash (CAE)	PLEDGE PAYMENTS					
	\$121,717,301	\$68,717,896	\$65,882,806	\$72,556,318	\$104,949,474	\$429,052,019
Accrual (REGENTS)	NEW OUTRIGHT GIFTS					
	\$273,510,851	\$305,385,568	\$308,807,291	\$334,077,960	\$324,102,544	\$477,695,211
	NEW PLEDGES					
	\$74,484,830	\$62,384,243	\$91,433,770	\$69,426,326	\$153,592,667	



DAVIS 2017-18

When civil engineering student Tawos Getachew '19 was a little boy, he witnessed resource scarcity firsthand in Ethiopia. Now, he is able to pursue his dream to study water resources and solar energy at the University of California, Davis, in large part due to the AvenueE program, which is funded by philanthropy. The program provides engineering and computer science students with funding and a smooth transition from California community colleges to UC Davis. Getachew is one of many students and others whose lives have been positively changed by the generosity of donors.

The 2017-18 fiscal year made many more of these stories possible, from artistic performances to patient care to improvements in infrastructure. By cash reporting standards, UC Davis raised \$172.3 million; by accrual reporting standards, the university raised \$168.1 million. This support came from 36,645 donors, with an 8.37 percent increase in the number of total gifts given over the fiscal year. Many colleges, schools or units saw record-breaking years, including the College of Biological Sciences, School of Law, School of Education, Library, Athletics, UC Davis Health, and Annual and Special Gifts.

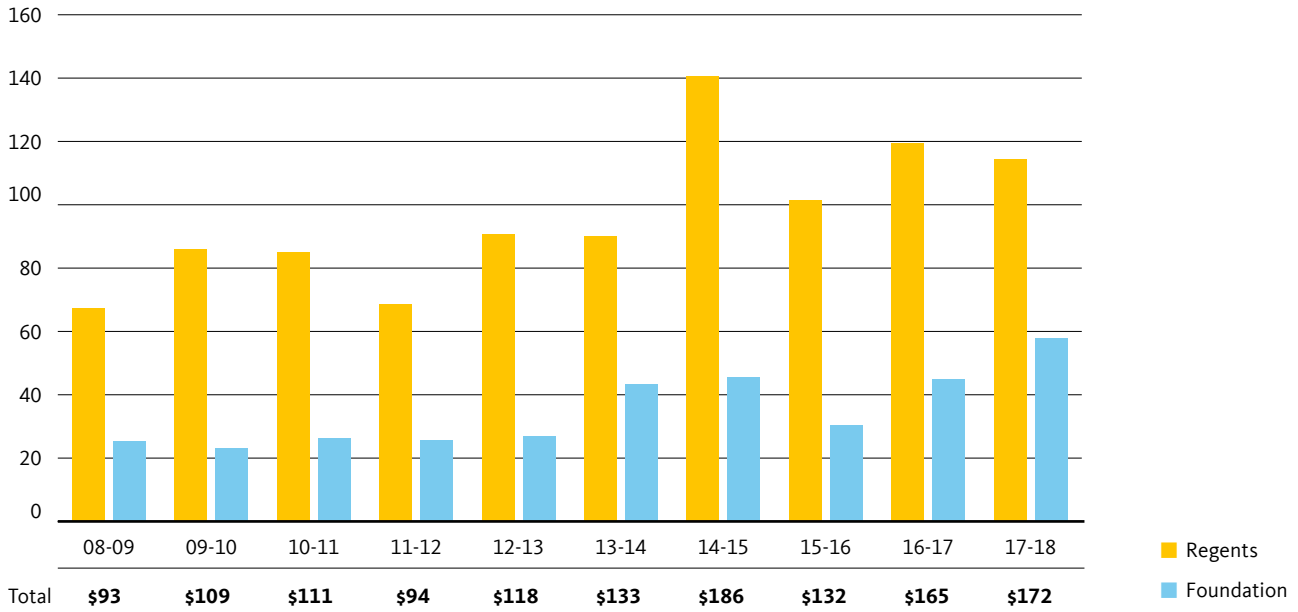
“The success of this year’s fundraising efforts, including an 8 percent increase in the number of gifts over last year, shows that the UC Davis community is committed to providing a world-class academic experience in service to the public good,” said Chancellor Gary S. May.

News-worthy gifts include:

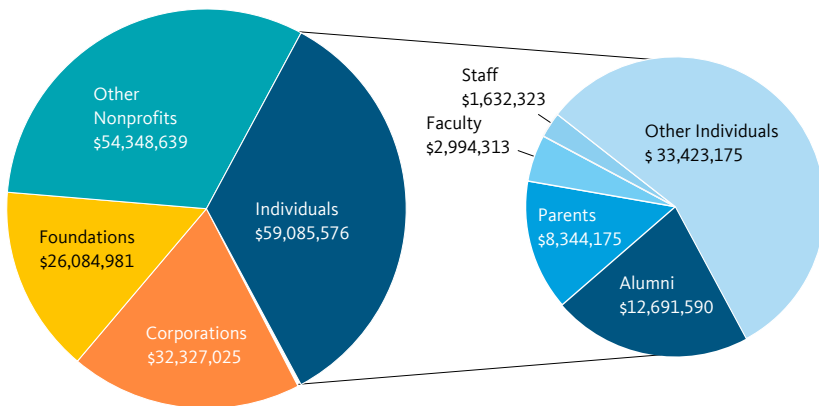
- A \$3.3 million commitment to the UC Davis Library — The gift from the Winiarski Family Foundation will help the library build the world’s most comprehensive collection on wine writers. It will preserve and increase access to the library’s existing collection and support the acquisition of the works of other wine writers, who influence both the wine industry and public appreciation of wine.
- A \$2.3 million gift to the UC Davis MIND Institute — From the Azrieli Foundation, a foundation in Canada that has helped launch several major neurodevelopmental research initiatives in that country. The gift is the single largest in the MIND Institute’s 20-year history and will help create a large, international collaboration designed to leverage expertise and innovation around fragile X-related disorders such as fragile X syndrome. This condition is the most common known single-gene cause of autism.
- \$1.8 million raised through UC Davis’ second annual Give Day — The record-breaking total was raised from over 4,000 total gifts. Give Day also amassed more than 1,400 new donors who made their first gift to UC Davis at the event and is in part responsible for the increase in total gifts to the university this year. On Give Day, the College of Letters and Science (\$346,724; 298 gifts) and Athletics (\$282,634; 1,917 gifts) topped the leaderboards.

Total giving

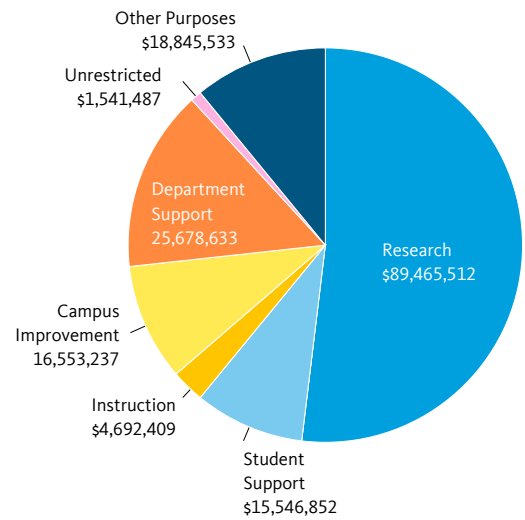
MILLIONS



Gift source



Gift purpose



Reporting conventions

	13-14	14-15	15-16	16-17	17-18	2017-18 Totals
Cash (CAE)	PLEDGE PAYMENTS					
	\$25,410,235	\$70,402,547	\$23,567,510	\$18,590,472	\$30,805,021	\$172,323,665
Accrual (REGENTS)	NEW OUTRIGHT GIFTS					
	\$108,052,362	\$115,802,462	\$108,086,378	\$146,033,419	\$141,518,644	\$168,128,881
	NEW PLEDGES					
	\$21,342,314	\$48,352,171	\$88,457,445	\$39,036,753	\$26,610,237	



IRVINE 2017-18

With a record 23,140 donors, UC Irvine raised more than \$160 million (accrual), or \$203.4 million (cash), during 2017-18, making it the second-highest fundraising year in UC Irvine history. Recent advances in private donations have brought the university closer to fulfilling the goals of its strategic plan. Launched in 2016, this plan established a bold and ambitious road map for campus growth, heightened innovation and elevated levels of support for students.

“Philanthropy at UC Irvine has increased considerably over the last three years,” said Brian Hervey, vice chancellor for university advancement and alumni relations. “In partnership with generous donors, UC Irvine is accelerating its impact and is pioneering new and unprecedented heights of excellence.” This consistent upward trend is building momentum and excitement during the silent phase of UC Irvine’s comprehensive campaign, which is expected to launch in 2019-20.

This year, the university saw a 33 percent rise in funding for student scholarships, and a new record was set for UC Irvine parent giving, with 50 percent more donors. This generosity, in part, is helping to ensure that UC Irvine’s educational opportunities are an engine for social mobility, impact and positive innovation. As philanthropic support continued to bolster opportunities for students, UC Irvine was recognized by *The New York Times*’ 2017 College Access Index as the No. 1 university “doing the most for the American dream.”

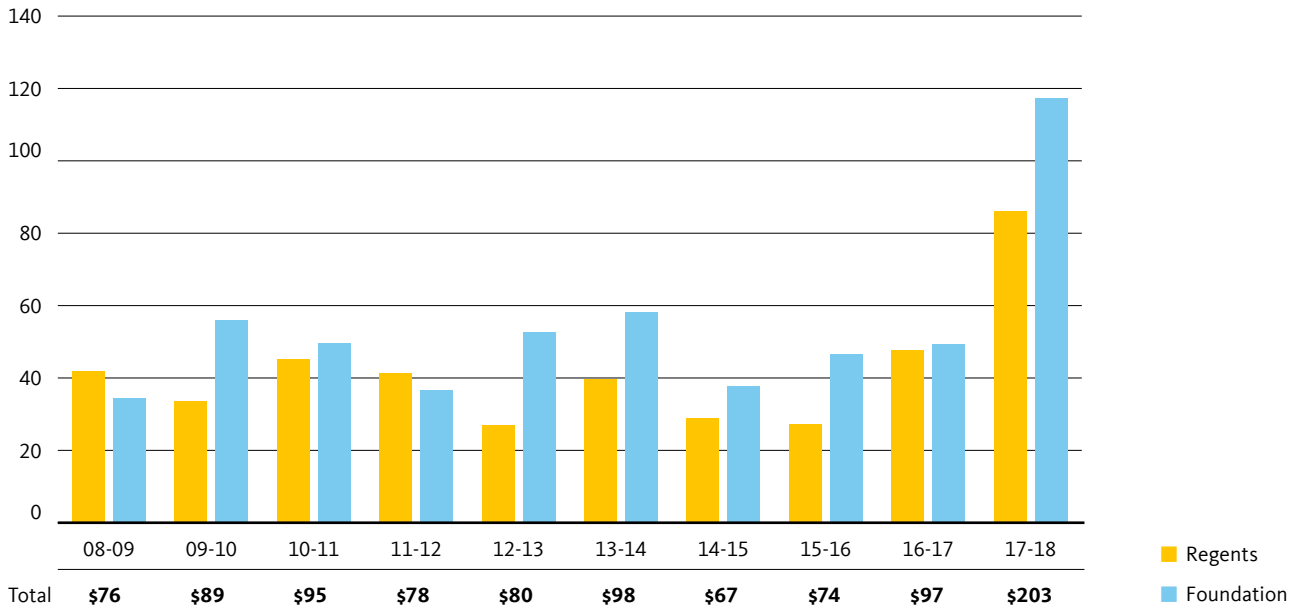
In addition to broadening student support, UC Irvine experienced measurable gains across several key areas. Compared to fiscal year 2016-17, the campus saw a 50 percent increase in gifts of \$1 million or more, a 25 percent increase in the amount raised for research and a 38 percent increase in charitable foundation funding.

Noteworthy gifts and initiatives of 2017-18 include:

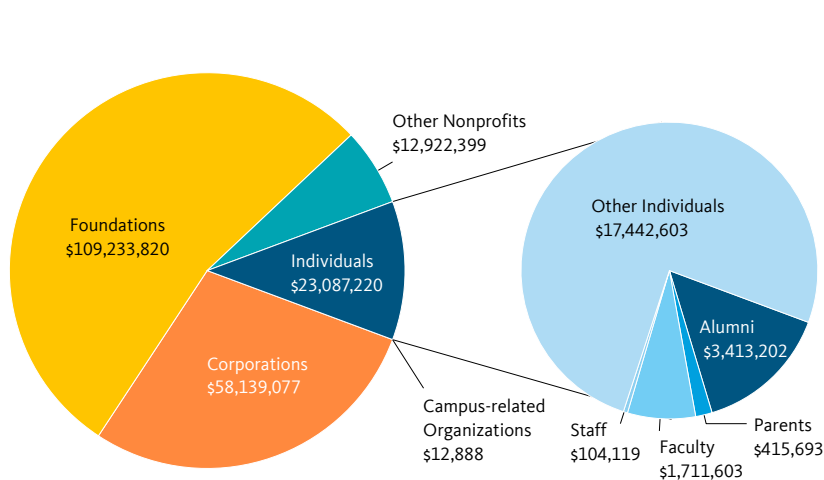
- An exquisite but long-hidden collection of California art valued in the tens of millions of dollars. This collection was given to UC Irvine through the trust of Newport Beach developer Gerald Buck. Along with a gift from The Irvine Museum, these collections will form the core of the UCI Institute and Museum for California Art, which will live on campus.
- The Samueli Foundation donated \$9 million for faculty enhancement and recruitment in The Henry Samueli School of Engineering.
- A gift of approximately \$4 million was made to create the Grace C. Steele endowment to advance promising Alzheimer’s disease research at UCI MIND.
- More than \$4 million was raised during the second annual online, social media-driven UCI Giving Day — almost tripling the prior year’s \$1.4 million. The campus received a record 2,600 gifts from donors in 40 states and eight countries in just 24 hours.

Total giving

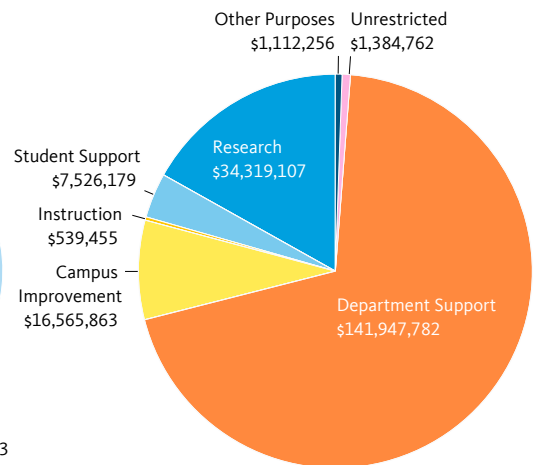
MILLIONS



Gift source



Gift purpose



Reporting conventions

	13-14	14-15	15-16	16-17	17-18	2017-18 Totals
Cash (CAE)	PLEDGE PAYMENTS					
	\$31,333,677	\$13,751,857	\$22,659,681	\$14,887,053	\$64,808,059	\$203,395,404
Accrual (REGENTS)	NEW OUTRIGHT GIFTS					
	\$66,568,732	\$52,865,125	\$50,996,875	\$82,168,720	\$138,587,345	\$160,026,922
	NEW PLEDGES					
	\$11,246,729	\$12,643,808	\$81,554,000	\$237,960,651	\$21,439,577	



UCLA 2017-18

UCLA surpassed its \$4.2 billion Centennial Campaign goal 18 months ahead of schedule, thanks to a record-breaking 2017-18 fiscal year.

During that time, nearly 60,000 individuals and organizations — including more than 16,000 first-time donors — contributed. UCLA raised \$880 million in private support, including \$787 million in cash. UCLA’s previous highest total for a single year of fundraising was \$664 million in 2015-16. Ninety-five percent of gifts and pledges were less than \$10,000, and giving from alumni totaled a record \$233 million. UCLA received 109 gifts of \$1 million or more, another campus record.

UCLA College, academic home for more than 85 percent of UCLA undergraduates, broke fundraising records by raising in excess of \$111 million, pushing the College past its own Centennial Campaign goal of \$400 million. Contributing to this feat were 26 gifts of \$1 million or more in 2017-18. The humanities division received its largest gift ever — \$25 million from Jordan Kaplan; his wife, Christine; and Jordan’s longtime business partner, Ken Panzer. The gift honors Jordan’s parents, Renée and David Kaplan, each of whom has been a member of the UCLA faculty for almost 60 years. Elsewhere in the College, Leslie W. and Linda L. Koeplin gave students a boost with \$300,000, a gift that was matched by \$150,000 from the UCLA Chancellor’s Centennial Graduate Scholars Match, to establish a fellowship in U.S. immigration history.

The Hammer Museum at UCLA, which is engaged in a multiyear expansion, also enjoyed a strong year, thanks in part to a \$30 million gift, the largest in the museum’s history, from Los Angeles philanthropists Lynda and Stewart Resnick. The Hammer Museum is one of three public arts institutions of the UCLA School of the Arts and Architecture.

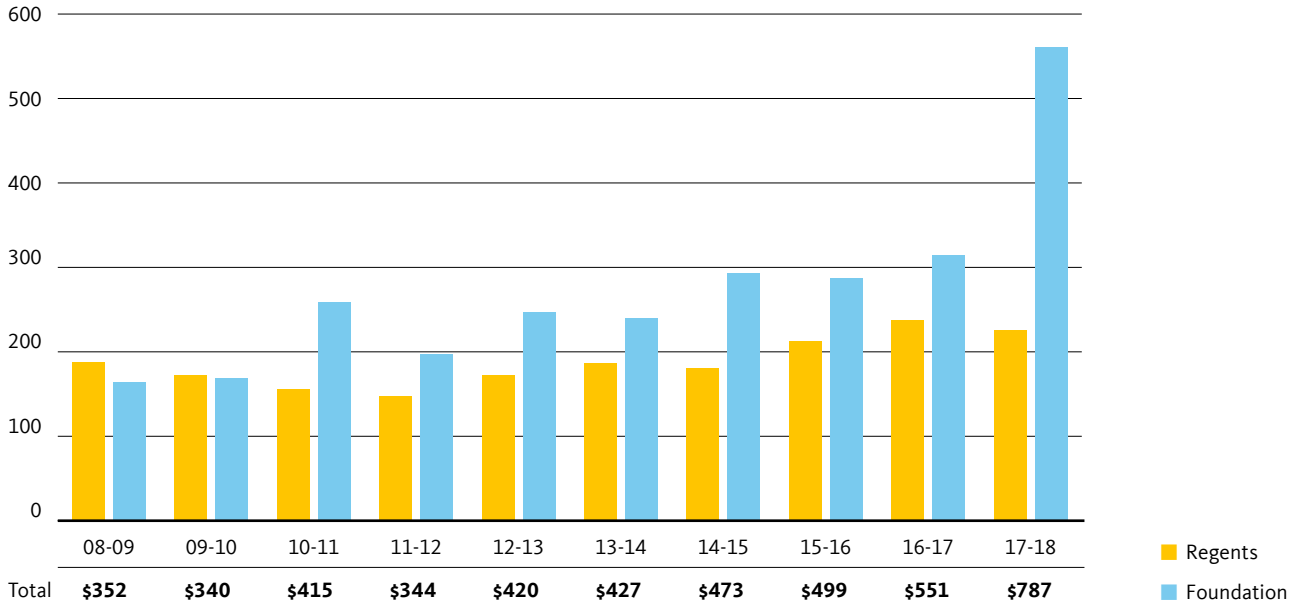
The David Geffen School of Medicine at UCLA received support for four endowed chairs to advance children’s health from Ralph and Shirley Shapiro and family, who also donated to the UCLA School of Nursing to endow a faculty chair in developmental disability studies.

In addition, the UCLA Herb Alpert School of Music received \$1 million from Farhang Foundation to create a minor in Iranian music. It will build on the department of ethnomusicology’s revitalized Iranian music program, which was brought back in 2016 with institutional and donor support after a 20-year hiatus.

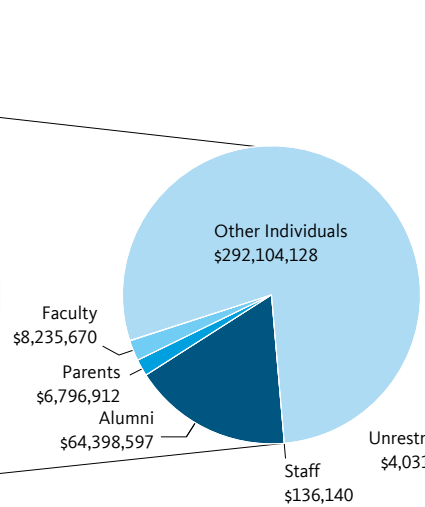
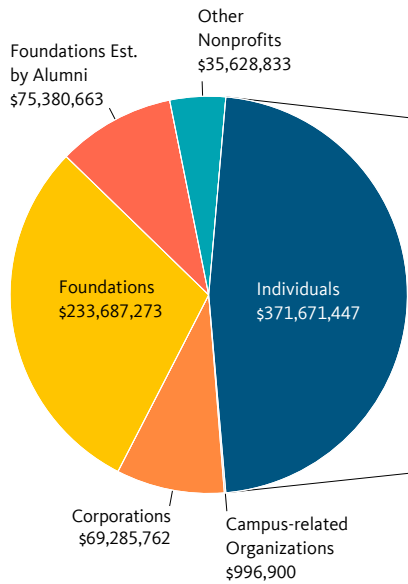
Building on the momentum of the past 12 months, UCLA will continue fundraising through the end of the campaign to ensure a second century of excellence. Among the priorities is increasing scholarship support for students from low- and middle-income families and for merit awards. The campaign concludes in December 2019, midway through UCLA’s 100th year.

Total giving

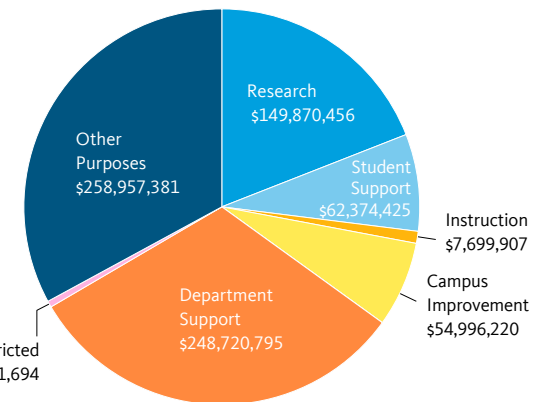
MILLIONS



Gift source



Gift purpose



Reporting conventions

	13-14	14-15	15-16	16-17	17-18	2017-18 Totals
Cash (CAE)	PLEDGE PAYMENTS					
	\$151,474,162	\$220,875,910	\$213,374,757	\$233,801,639	\$465,950,184	\$786,650,878
Accrual (REGENTS)	NEW OUTRIGHT GIFTS					
	\$275,781,314	\$251,946,076	\$285,425,539	\$317,131,901	\$320,700,694	\$880,426,903
	NEW PLEDGES					
	\$281,349,387	\$391,455,133	\$378,555,244	\$332,439,413	\$559,726,209	



MERCED 2017-18

UC Merced raised \$4.3 million in pledge payments and outright gifts in its 13th academic year. The number of gifts to the campus increased by nearly 12 percent, and alumni giving remained strong, with more than 11 percent giving participation as the university continues building a strong culture of philanthropy.

UC Merced's fourth annual Day of Giving contributed to the campus's overall fundraising effort during the 2017-18 fiscal year. The Give Tue UC Merced campaign, held on the international Day of Giving, began with an ambitious goal — 1,000 donors in a day, hundreds more than any of the university's previous single-day giving campaigns.

With help from students, alumni, staff and faculty members, family and friends, the campaign surpassed its goal with more than 1,000 donors contributing more than \$280,000. First-time donors increased 94 percent over 2017 and 315 percent over 2016 — an indication of the power of Giving Tuesday to attract new donors. The annual day of giving has also been instrumental in establishing several scholarship endowments from the university's young alumni base.

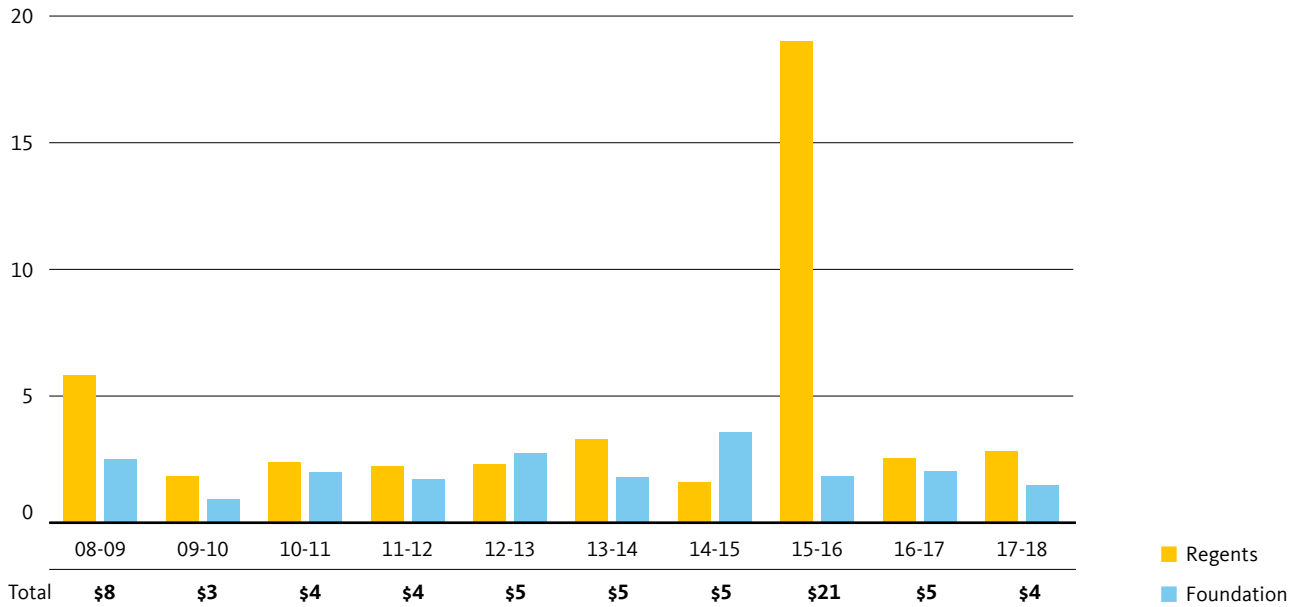
"I can't tell you how rare it is to have alumni as young as they are and at the beginning of their careers, to step up and decide to endow a scholarship," Chancellor Dorothy Leland said. "It is really phenomenal. It shows not only their love for this university, but their generosity of spirit."

The campus continues to receive strong support from philanthropic partners who share its vision of a brighter future for all:

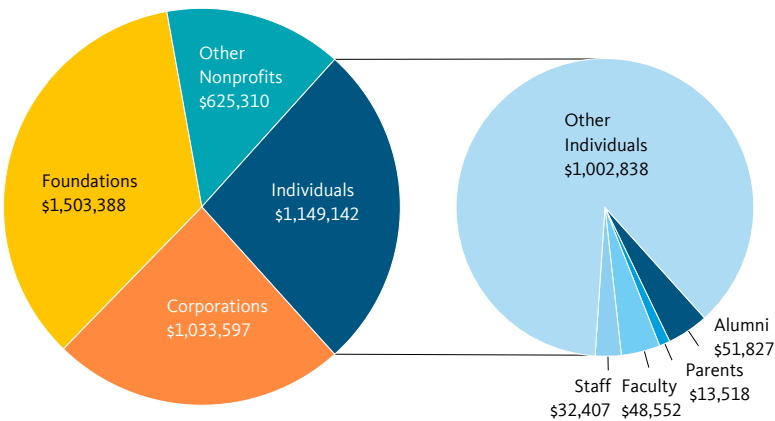
- A significant gift from Educational Employees Credit Union (EECU) funds the CalTeach Summer Institute. The program, launched in summer 2016 with the help of EECU, works to enrich the San Joaquin Valley by addressing an immense need for local professional development opportunities for K-12 teachers. Last summer, the program included fifth- through 12th-grade students interested in improving their knowledge of the science, technology, engineering and math (STEM) disciplines.
- A gift from the California Wellness Foundation provides support to sustain and strengthen efforts that promote the well-being and higher education success of current and former foster youth enrolled at UC Merced.
- Through the generosity of the Mary Stuart Rogers Foundation, UC Merced can expand student community engagement programming, helping students develop a stronger understanding of civic and positional leadership roles and how those experiences translate into their career success.
- The UC Merced Board of Trustees raised significant funds to support a Mobile Maker Space. The traveling makers' lab will be a hub for innovation and hands-on learning and will provide much-needed help to support teachers in rural schools throughout the San Joaquin Valley as they work to increase interest in STEM fields.

Total giving

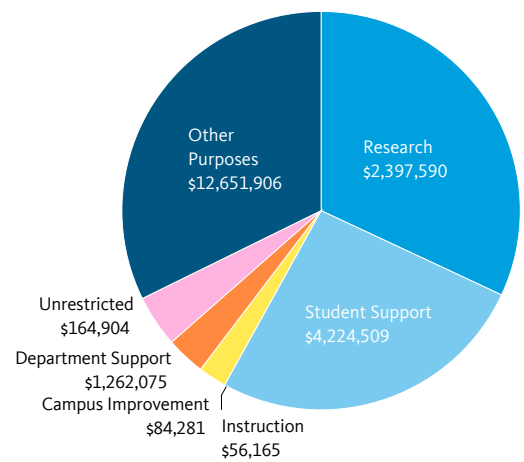
MILLIONS



Gift source




Gift purpose



Reporting conventions

	13-14	14-15	15-16	16-17	17-18	2017-18 Totals
Cash (CAE)	PLEDGE PAYMENTS \$2,127,447	\$1,678,982	\$865,686	\$1,101,326	\$466,566	\$4,311,437
	NEW OUTRIGHT GIFTS \$2,996,253	\$3,475,978	\$19,975,744	\$3,505,691	\$3,844,872	
Accrual (REGENTS)	NEW PLEDGES \$1,185,021	\$1,908,430	\$915,333	\$514,688	\$363,022	\$4,207,894



RIVERSIDE 2017-18

UC Riverside supporters demonstrated their commitment to the university’s mission of research, teaching, and service, surpassing last year’s fundraising record for outright gifts and new commitments. Approaching the halfway point of the public phase of UC Riverside’s first comprehensive campaign, the campus has raised two-thirds of its \$300 million fundraising goal. Enthusiasm for Living the Promise: The Campaign for UC Riverside is building a strong base of annual donors and allowing the university to engage in meaningful conversations about planned giving.

Among significant contributions from UC Riverside alumni, parents, faculty, staff and friends last year:

- A \$10 million gift from UC Riverside Foundation trustees Rochelle A. Campbell and Allison Campbell ties the largest single donation previously received by UC Riverside from an individual donor. The gift will support student and faculty success across all academic disciplines.
- The UC Riverside-China International Collaboration program in the Marlan and Rosemary Bourns College of Engineering was established with a \$2 million gift from an anonymous alumnus. The new program supports opportunities for research, teaching and partnership between UC Riverside and China’s top universities.
- Rochelle Campbell and Distinguished Professor of Genetics and Campbell Presidential Chair holder Susan Wessler made a combined \$1 million gift to provide financial support for

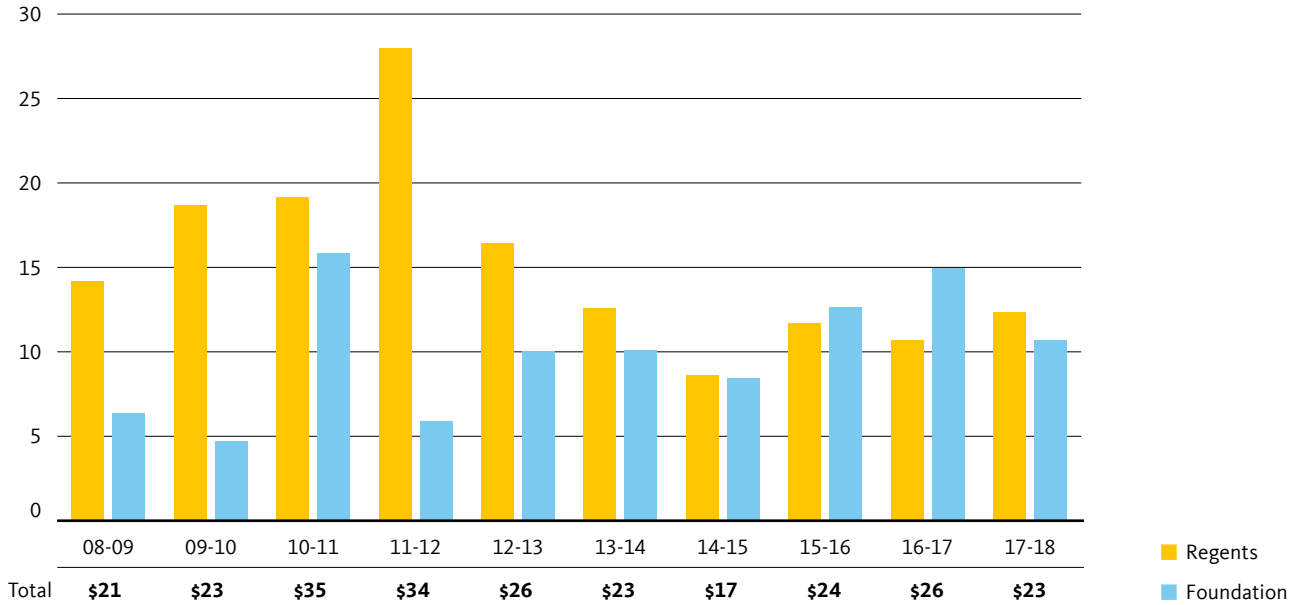
undergraduate student participation in summer research — an opportunity out of reach to many students due to financial barriers.

- The Center for Advancing Women in Technology (CAWIT) gave \$400,000 to launch a new interdisciplinary data science degree to increase the number of women and underrepresented groups in high-tech fields.
- UC Riverside’s Young Oak Kim Center for Korean American Studies received a \$370,000 gift from Myung Ki “Mike” Hong, a longtime advocate of the center, to support youth education and leadership training initiatives. The center was established seven years ago to enable high-level research on Korean American history and identity.
- Two new endowed chairs were created, including the S. Sue Johnson Presidential Endowed Chair in the UC Riverside School of Medicine’s Center for Glial Neuronal Interactions and the Shrimad Rajchandra Endowed Chair in Jain Studies in the College of Humanities, Arts, and Social Sciences to enhance critical scholarly inquiry in the study of the Jain religion at UC Riverside.

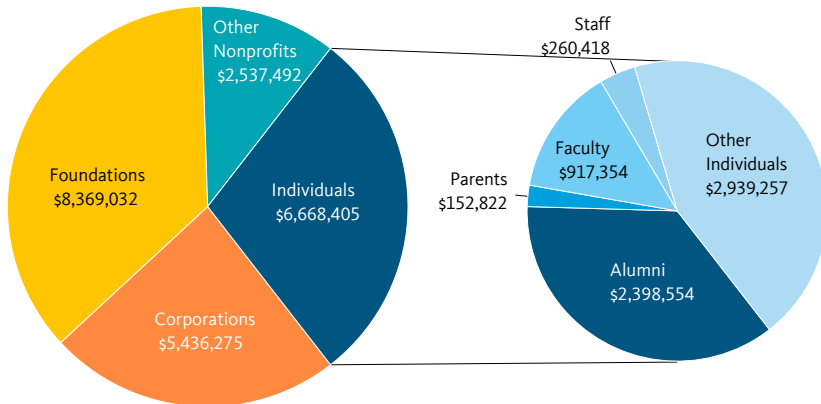
The momentum of UC Riverside’s comprehensive campaign, the extended reach of alumni engagement activities across the globe, the launch of a new responsive design website (www.ucr.edu), and the great work UC Riverside students, faculty and staff are doing in their communities and around the world have made this a remarkable year of inspiration and celebration.

Total giving

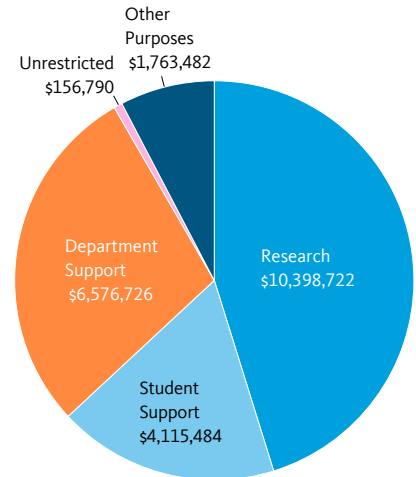
MILLIONS



Gift source



Gift purpose



Reporting conventions

	13-14	14-15	15-16	16-17	17-18	2017-18 Totals
Cash (CAE)	PLEDGE PAYMENTS					
	\$1,768,696	\$4,262,900	\$8,775,718	\$6,692,632	\$4,084,393	\$23,011,204
Accrual (REGENTS)	NEW OUTRIGHT GIFTS					
	\$20,924,184	\$12,800,184	\$15,593,455	\$18,907,434	\$18,926,811	\$33,321,607
	NEW PLEDGES					
	\$1,243,238	\$4,596,730	\$12,661,773	\$3,594,364	\$14,394,796	



SAN DIEGO 2017-18

Thanks to the Chancellor’s Associates Scholarship which ensures access and affordability for qualified local students from low-income backgrounds, Hector Enriquez will begin his studies at his dream school — UC San Diego — in the fall. Hector is one of many who have benefited from generous philanthropic support donated last year to the \$2 billion Campaign for UC San Diego, which has raised \$1.6 billion since it was launched in 2012 including \$312 million in commitments during FY 2017-18. The base of over 185,000 alumni played an increasingly significant role in supporting the campaign with alumni leaders comprising 52 percent of the campaign cabinet.

UC San Diego is currently undergoing an exciting physical transformation, creating a more connected campus for students, faculty and staff and one that will increase our positive impact on local and global communities. Alumnus and Qualcomm co-founder Franklin Antonio committed \$30 million in support of the Jacobs School of Engineering. In recognition of the generous gift, a planned building for engineering research and education will be named Franklin Antonio Hall.

UC San Diego’s Koman Family Outpatient Pavilion opened in March. The new facility offers the best in clinical care and translational medicine in one location, so that patients need not travel from site to site for different treatments. The Pavilion, located on UC San Diego Health’s La Jolla Campus, is named in honor of Bill and Amy Koman and family in recognition of their generosity and dedication to advancing health care in San Diego.

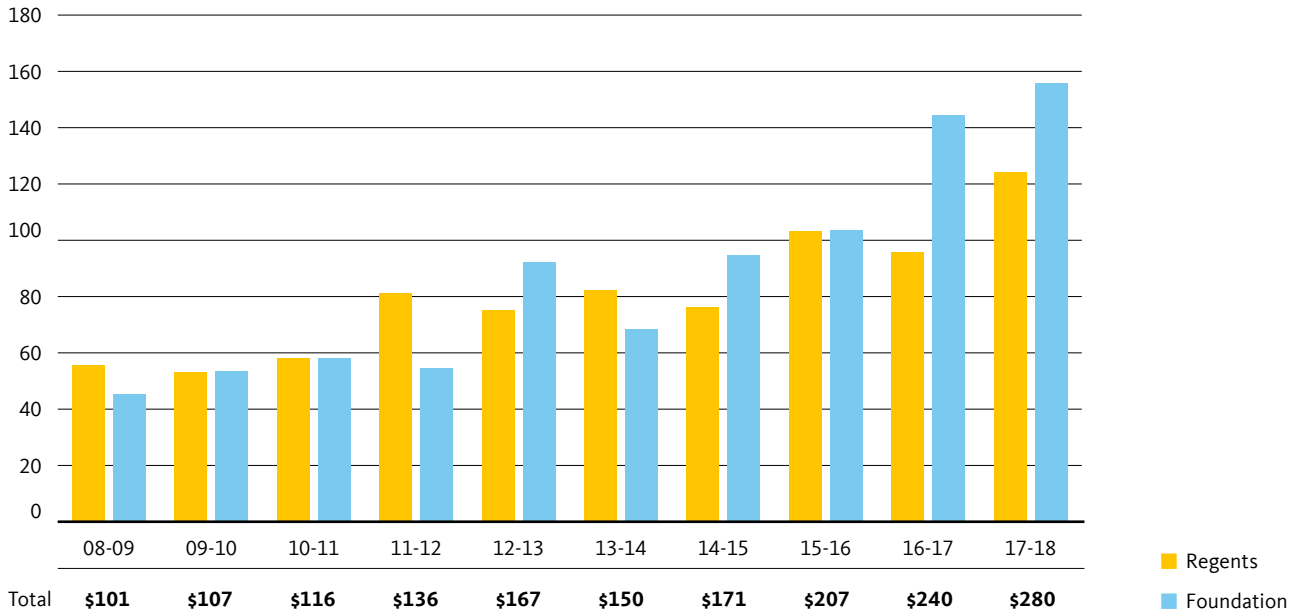
Philanthropy continues to power revolutionary research with the potential to benefit billions around the globe. The campus opened the Halicioğlu Data Science Institute in March to build on the university’s strengths of multidisciplinary collaboration and data science. The institute is named in honor of UC San Diego computer science alumnus Taner Halicioğlu, an early Facebook employee whose \$75 million gift will support data science initiatives.

In fall 2017, UC San Diego celebrated the dedication of a new building for the divisions of Biological and Physical Sciences named Tata Hall for the Sciences, or Tata Hall, in recognition of a \$70 million gift from the Tata Trusts, which was committed in parts last year and this year to create the binational Tata Institute for Genetics and Society.

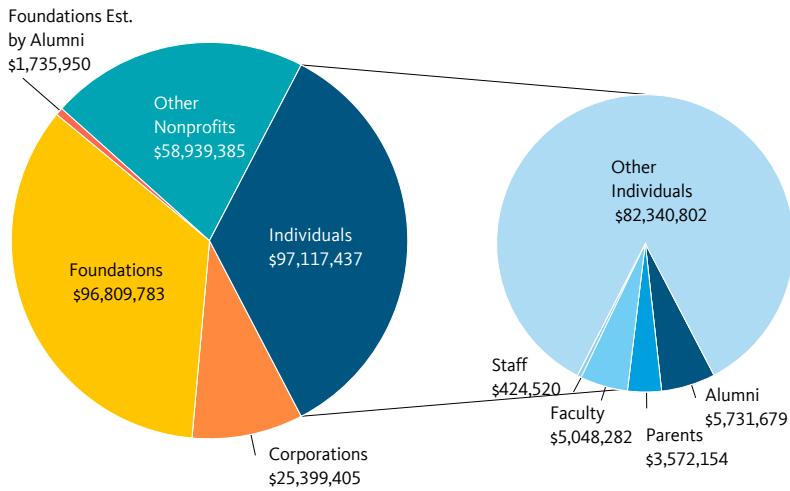
UC San Diego raised \$286 million in private support on the accrual reporting standard in FY 2017-18 (\$280 million was raised on the cash reporting standard). Over 50 percent of philanthropic support was designated to support research, fueling discovery. Nearly 45 percent supported UC San Diego departments to create centers and initiatives within academic divisions. The impact of these gifts and grants is already evident on campus, driving new programs and enhancing existing programs, facilities and initiatives.

Total giving

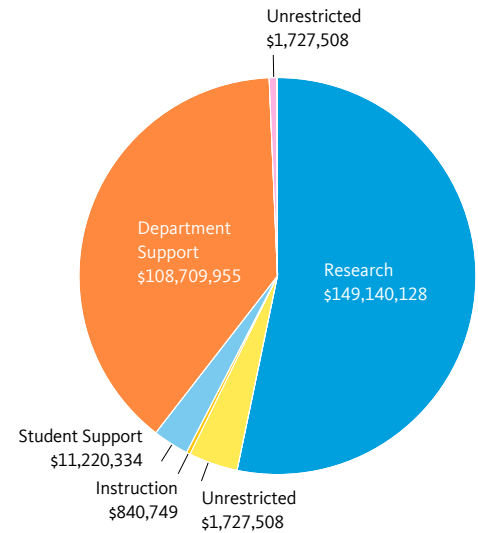
MILLIONS



Gift source



Gift purpose



Reporting conventions

	13-14	14-15	15-16	16-17	17-18	2017-18 Totals
Cash (CAE)	PLEDGE PAYMENTS					
	\$19,420,957	\$43,758,260	\$44,093,112	\$48,381,016	\$55,350,587	\$280,001,961
Accrual (REGENTS)	NEW OUTRIGHT GIFTS					
	\$131,025,021	\$127,301,026	\$162,779,554	\$191,694,648	\$224,651,374	\$285,798,242
	NEW PLEDGES					
	\$17,283,836	\$50,164,723	\$50,149,646	\$69,684,498	\$61,146,868	



SAN FRANCISCO 2017-18

UC San Francisco kicked off one of the most ambitious fundraising efforts ever undertaken to drive medical innovation forward with its October 2017 launch of a \$5 billion campaign. **UCSF: The Campaign**, which started its quiet phase in July 2014, focuses on three Grand Challenges — decoding life to improve health, leveraging discovery to revolutionize care, and partnering to achieve health equity — as well as increasing support for its brilliant minds.

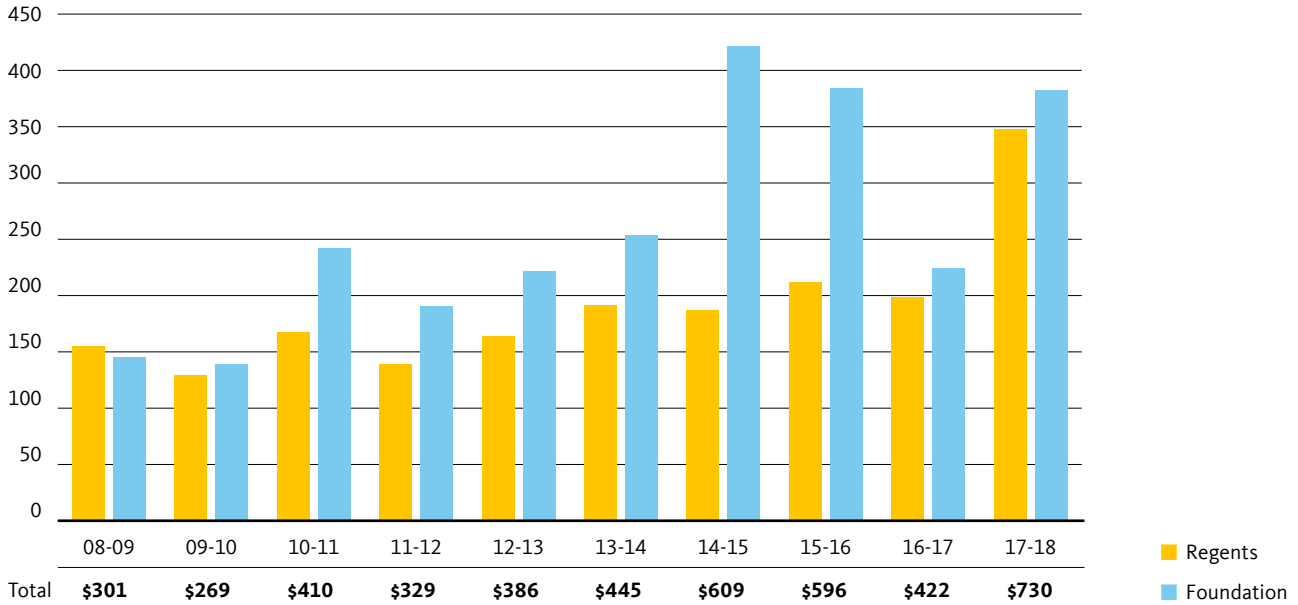
Propelled by the campaign, UCSF raised \$1.2 billion in gifts, grants and pledges in FY 2018 — a 19 percent increase over the previous year — including \$730.3 million in cash. During the campaign, UCSF has acquired nearly 70,000 new donors. Annual giving produced \$28.8 million in gifts under \$25,000 and made substantial gains in annual gifts to the chancellor's unrestricted fund and from alumni in the schools of Dentistry, Medicine, Nursing, and Pharmacy and the Graduate Division. UCSF staff donations topped the \$500,000 mark.

Highlights include:

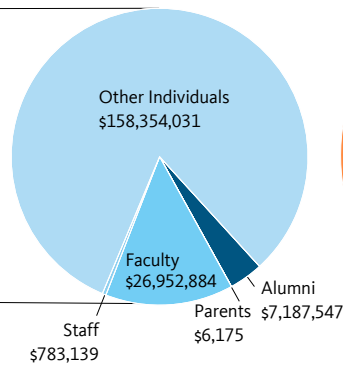
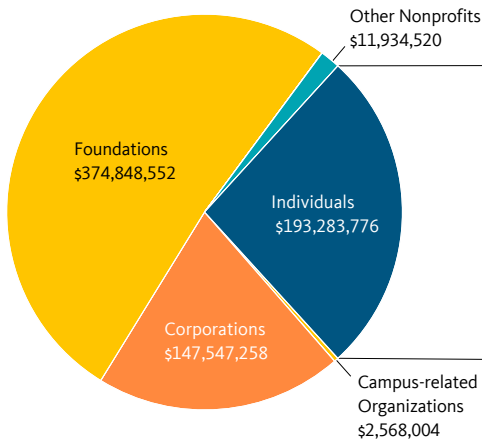
- A momentous commitment of \$500 million from the Helen Diller Foundation will support the building of a new 21st-century hospital at the historic Parnassus campus, ensuring UCSF's ability to continue providing world-class patient care. In recognition of this commitment, which brings the Diller family's UCSF support to more than \$1.15 billion, the hospital and outpatient complex was renamed the UCSF Helen Diller Medical Center at Parnassus Heights.
- Visionary support from the Gerson Bakar Foundation will name the UCSF Bakar Computational Health Sciences Institute and create a significant endowment aimed at advancing computational and data science. The institute's goals include recruiting the most sought-after faculty members, building cutting-edge computational infrastructure and providing training opportunities in this exciting new field.
- Another significant gift from the Gerson Bakar Foundation will launch the Bakar ImmunoX Initiative, a revolutionary concept in collaborative science designed to catalyze discoveries about the central role of the immune system in human health and harness its power to treat a wide range of diseases.
- The School of Nursing received its largest-ever gift of \$25 million from electrocardiography pioneer David Mortara, Ph.D. The gift will establish the Center for Physiologic Research (CPR), a research collaboration to use precise physiological data to improve the accuracy of electrocardiograms, which often trigger false alarms, creating "alarm fatigue" among clinicians.
- A new \$20 million gift from the Dolby Family Fund will establish the UCSF Dolby Family Center for Mood Disorders, designed to foster unprecedented collaboration among the world's leading psychiatrists, neurologists and neurosurgeons to advance our understanding of mood and related disorders.
- A \$500,000 commitment to the School of Pharmacy received matching funds from the UC Office of the President to establish the Jere E. Goyan, Ph.D., Presidential Chair for the Advancement of Pharmacy.

Total giving

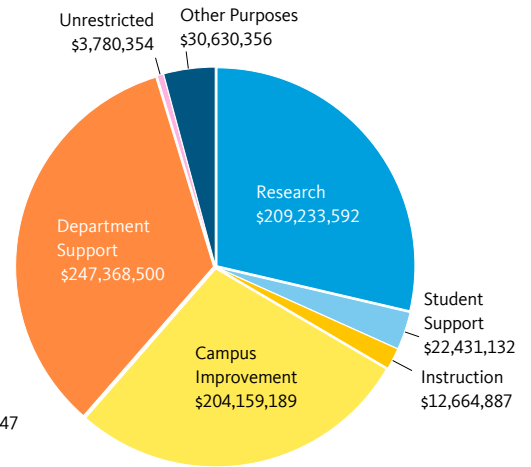
MILLIONS



Gift source



Gift purpose



Reporting conventions

	13-14	14-15	15-16	16-17	17-18	2017-18 Totals
Cash (CAE)						
PLEDGE PAYMENTS	\$126,229,382	\$187,071,273	\$154,006,986	\$128,460,076	\$281,357,061	\$730,268,011
NEW OUTRIGHT GIFTS	\$318,708,841	\$421,508,328	\$441,933,085	\$293,712,208	\$448,910,950	
NEW PLEDGES	\$261,739,387	\$264,938,188	\$305,157,988	\$663,628,945	\$736,519,075	
Accrual (REGENTS)						\$1,185,430,026



SANTA BARBARA 2017-18

For the fourth consecutive year, UC Santa Barbara in fiscal year 2017-18 raised over \$100 million in gifts and pledge payments — a testament to the strength of the university’s relationships with alumni, parents, staff, faculty, and friends.

Six years ago, UC Santa Barbara was averaging \$50 million in annual fundraising, but with a deep commitment to building and nurturing donor relationships — an effort led by Chancellor Yang — the campus is now reaping rewards that will ensure it thrives into the future.

The campus received more single donations this year than ever — 14,000 of them in total — and close to 50 percent of all funds raised were from individuals.

Among the highlights of 2018 fundraising are 20 leadership gifts of \$1 million or more — accounting for close to \$40 million — underscoring the importance of large gifts to transforming the campus and fostering excellence across the board.

These philanthropic contributions support a myriad of areas, including student scholarships, fellowships and awards; endowed chairs to recruit and retain faculty; capital projects; and cutting-edge research. Some of this essential support came through donor-inspired matching gifts, challenging many new donations from others.

Of the \$100 million raised, \$21.4 million was designated to endowment funds. The UC Santa Barbara endowment, so critical to supporting the university’s future, is currently at an all-time

high of \$350 million, generating nearly \$20 million annually for campus programs.

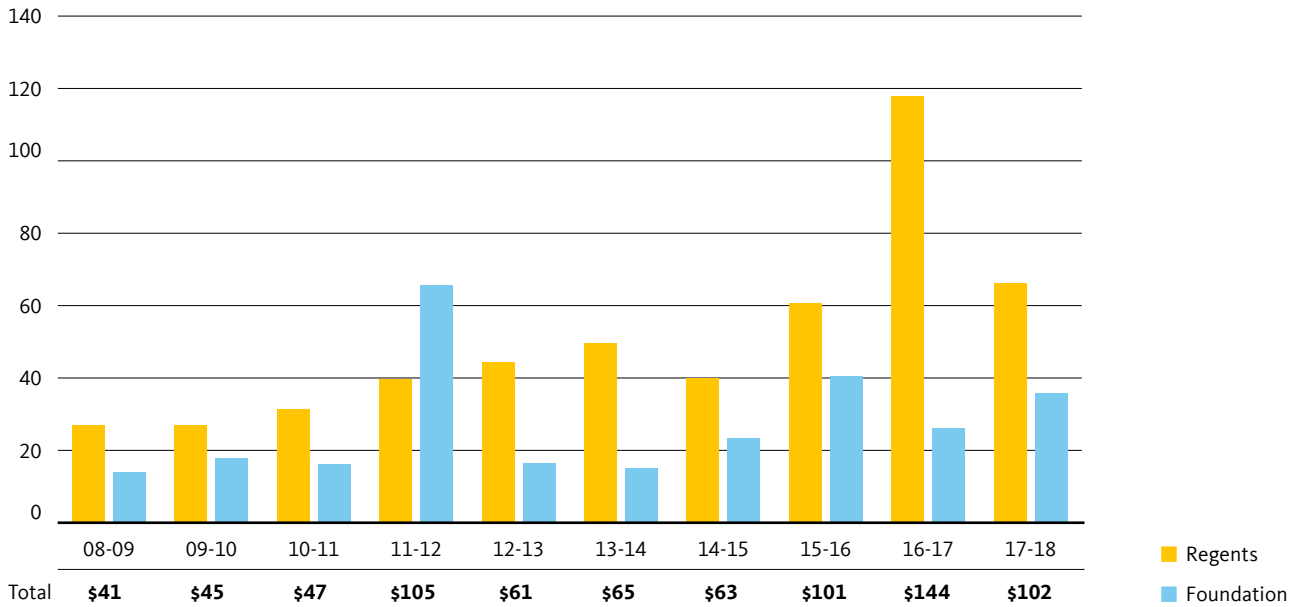
UC Santa Barbara in 2018 held its second Give Day, a 24-hour digital fundraising drive meant to unite its many communities, engage donors and spark donations. It succeeded on all fronts, raising \$5,695,951 from thousands of donors in just 24 hours. Of those donors, 50 percent were alumni and 40 percent were new donors to the campus.

Boosting alumni giving has been a core focus for UC Santa Barbara. Fiscal year 2018 marks the fifth straight year that philanthropy from alumni accounts for 16 percent of total dollars donated, thanks in part this year to 31 alumni gifts of \$100,000 or more.

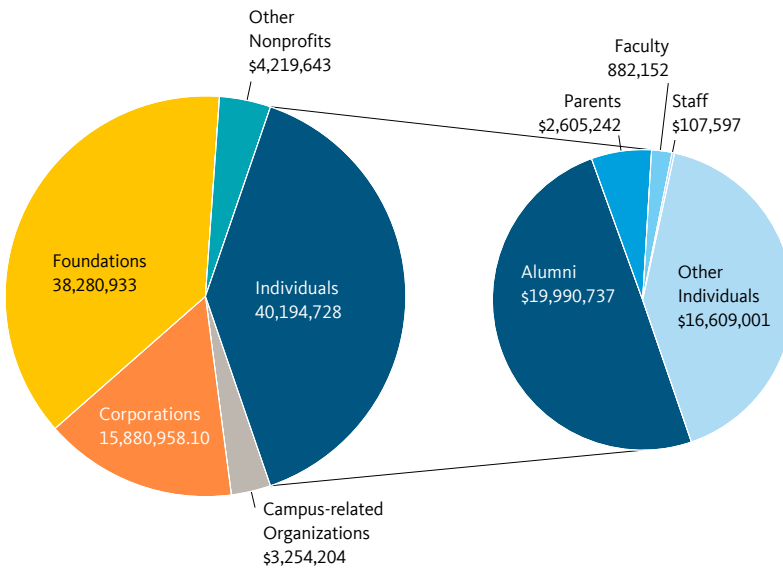
Top donations to the campus last year include a \$5 million estate gift supporting endowments for both visual arts and the university’s Art, Design & Architecture Museum, \$4.7 million for ocean science and \$1.04 million to support research tackling environmental challenges. A \$1 million gift will support marine science scholarships, while a separate \$1 million donation will create two endowed chairs in the College of Engineering. A special \$2.7 million in a realized bequest will support students in earth science. Each year, special emphasis is placed on securing planned or legacy gifts. In 2017-18 the campus received \$10 million in realized and committed planned/estate gifts. To date there are \$154 million in legacy expectancies promised to UC Santa Barbara.

Total giving

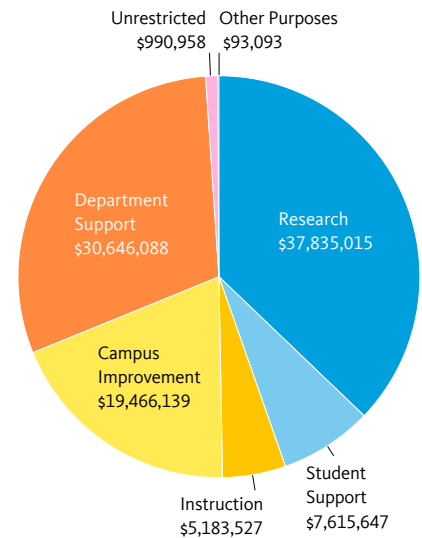
MILLIONS



Gift source



Gift purpose



Reporting conventions

	13-14	14-15	15-16	16-17	17-18	2017-18 Totals
Cash (CAE)	PLEDGE PAYMENTS					
	\$10,497,246	\$13,894,644	\$18,647,427	\$87,191,931	\$43,472,689	\$101,830,466
Accrual (REGENTS)	NEW OUTRIGHT GIFTS					
	\$54,283,773	\$49,508,886	\$82,379,815	\$56,829,141	\$58,357,777	\$103,449,004
	NEW PLEDGES					
	\$19,265,925	\$81,603,772	\$33,316,393	\$32,142,293	45,091,227	



SANTA CRUZ 2017-18

UC Santa Cruz donors reaffirmed their commitment to innovative education and research, solidifying and building on an elevated level of giving achieved during the university's recent comprehensive campaign.

"UC Santa Cruz's generous philanthropic community is ensuring our continued leadership in scholarship and research," said Chancellor George Blumenthal. "Our donors are helping us make incredible contributions to human knowledge and enabling our training of a diverse new generation of problem solvers."

A \$5 million gift initiated the reinvention of the Science and Engineering Library toward meeting student needs for decades to come. Plans call for a makerspace, game labs and visualization labs that will facilitate collaboration, academic discovery and individual work. Guidance will be more readily available, making sure resources are accessible and supporting STEM success for all students.

The Vera Rubin Presidential Chair for Diversity in Astronomy was established with private support and a presidential match. Named in honor of a groundbreaking astrophysicist who opened doors in her field for women and minorities, it is the only chair in the nation dedicated to diversity in astrophysics.

A pair of million-dollar gifts reinforce the growth of the Center for Agroecology and Sustainable Food Systems. Matching each others' donations, the two donors praised the signature Apprenticeship in Ecological Horticulture, as well as new classes

and internships for undergraduates and outreach promoting environmentally sound farming methods.

The endowment for the Kenneth S. Norris Center for Natural History grew by nearly \$1 million, enhancing curation and maintenance of the university's natural history collections and expanding field-based environmental science courses and research.

Donations increased fellowships and program funding for the inaugural cohort of the Coastal Science and Policy master's program. Faculty with deep experience in solution-oriented research capitalize on their proximity to Monterey Bay and Silicon Valley, training students to shape policies that benefit coastal residents and ecosystems.

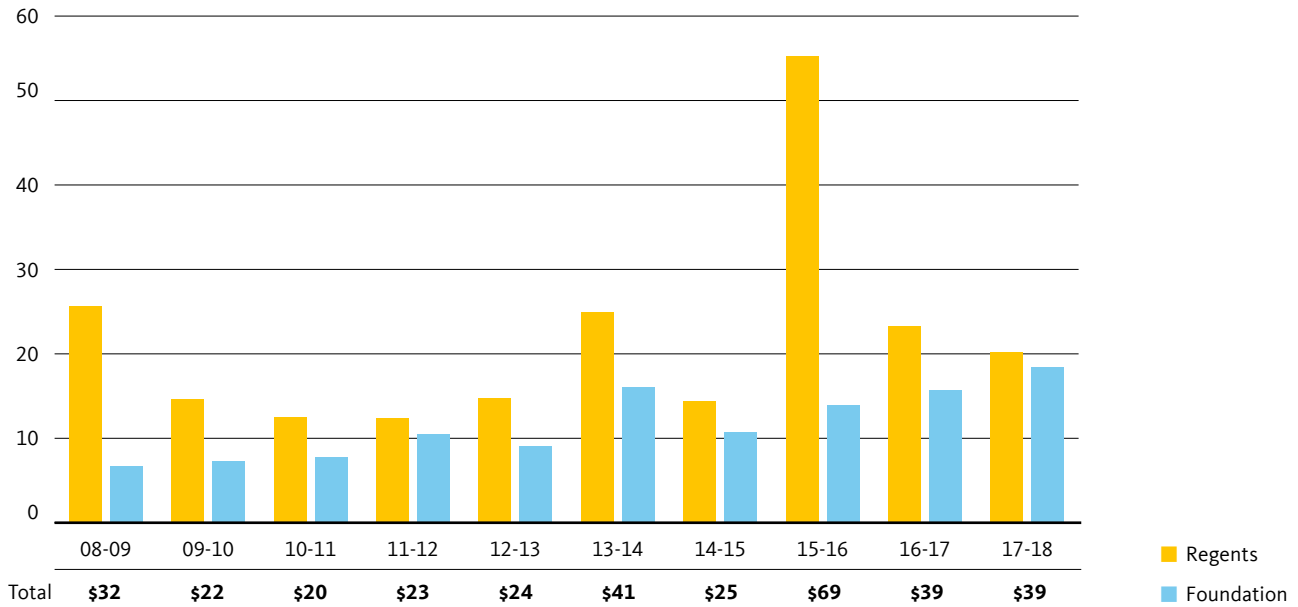
A \$500,000 gift extends the reach of UC Santa Cruz's Blum Center. The funds drive faculty and student investigation into the causes of poverty and how systems can be improved to alleviate it.

Giving Day continues building philanthropic culture on campus, drawing thousands of new donors each year. This award-winning twist on crowdfunding provided training and tools to 160 projects, which competed for challenge funds. The event raised \$624,441 from 6,379 donors. A philanthropy class adopted three causes that became top earners.

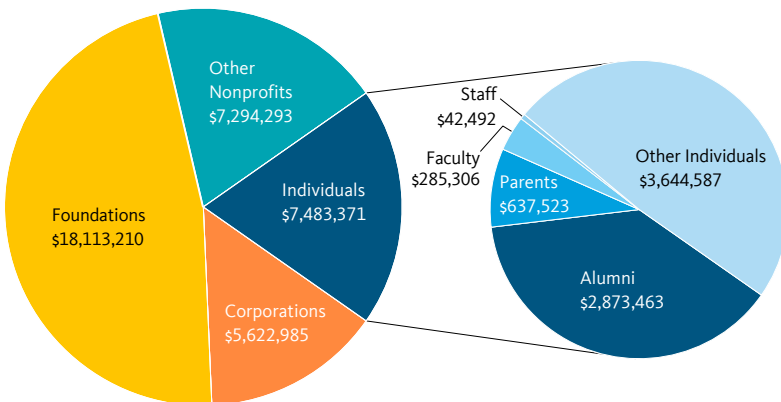
Total pledges and outright gifts grew 6 percent from the prior year to \$38.6 million. Cash plus pledge payments were \$38.5 million.

Total giving

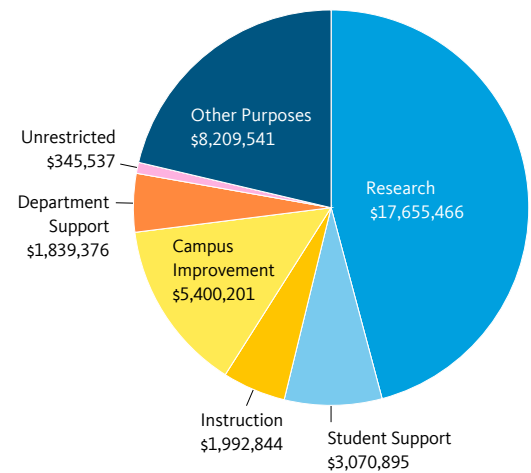
MILLIONS



Gift source



Gift purpose



Reporting conventions

	13-14	14-15	15-16	16-17	17-18	2017-18 Totals
Cash (CAE)	PLEDGE PAYMENTS					
	\$7,617,102	\$7,489,955	\$13,036,046	\$10,246,239	\$6,665,075	\$38,513,860
Accrual (REGENTS)	NEW OUTRIGHT GIFTS					
	\$33,335,145	\$17,585,717	\$56,193,517	\$28,610,308	\$31,848,785	\$38,555,420
	NEW PLEDGES					
	\$9,593,613	\$11,376,486	\$12,077,760	\$7,642,396	\$6,706,635	

Campus Foundation Leadership

BERKELEY

University of California Berkeley Foundation

Website: <https://foundation.berkeley.edu/>

Executive Officers

- Chair:** Susan C. Chamberlin, MBA '87, Pleasanton
- Vice Chair:** James M. Koshland, East Palo Alto
- Chair, Audit Committee:** Georgia Lee '76, Palo Alto
- Chair, Finance & Administration Committee:** Eric H. Stern '87, Los Angeles
- Chair, Governance Committee:** Laura Wen-yu Young '84, J.D. '87, San Francisco
- Chair, Programs Committee:** Maria Boone Cranor '67, Salt Lake City
- Chair, Nominating Committee:** Mark J. Robinson '88, San Francisco
- Immediate Past Chair:** Richard L. Greene '60, J.D. '63, San Francisco
- BEMCO BOARD MEMBER:** Cyrus S. Hadidi '96, Los Angeles
- BEMCO BOARD MEMBER:** Colleen C. McAndrews '67, Santa Monica

Administrative Officers

- President:** Julie Hooper, Vice Chancellor, University Development and Alumni Relations
- Executive Vice President:** Irene Kim, Assistant Vice Chancellor, Advancement
- Associate Vice President:** Lishelle Blakemore, Associate Vice Chancellor, Development
- Corporate Secretary:** MiHi Ahn, Executive Director, Foundation Operations
- Treasurer:** Loraine Binion, Executive Director, Finance and Administration
- Assistant Treasurer:** Lina Wang, Director of Accounting Operations

DAVIS

UC Davis Foundation

Website: <http://giving.ucdavis.edu/recognition-resources/uc-davis-foundation/index.html>

Officers and Committee Chairs

- Chair:** Bruce W. Bell '85, Sacramento
- Vice Chair:** Bruce G. West, '71, M.S. '73, Davis

- Chair, Audit Committee:** Jack Mariani, '69, Winters, CA
- Chair, Global Campaign Leadership Council:** Darryl Goss '83, Indianapolis
- Chair, Finance & Investment Committee:** Joncarlo Mark, MBA '00, Davis CA
- Chair, Nominating Committee:** Cecelia Sullivan, '83, Granite Bay
- Chair, Stewardship Committee:** Giacomo Marini, Atherton
- President:** Shaun Keister, Vice Chancellor, Development and Alumni Relations
- Secretary:** Paul Prokop, Associate Vice Chancellor, Development
- Treasurer:** Tania Walden, Foundation Treasurer/CFO

IRVINE

University of California, Irvine Foundation

Website: www.ucifoundation.org

Officers

- Chair:** Julie Hill, Newport Coast
- Chair, Audit Committee:** Dean A. Yoost, Irvine
- Chair, Chair Advisory Committee:** James V. Mazzo, Laguna Beach
- Chair, Investment & Finance:** D. Robinson Cluck '78, Newport Beach
- Chair, Nomination & Governance Committee:** Emile K. Haddad, Laguna Hills
- Co-Chairs, Stewardship Committee:** Gary J. Singer, Esq. '74, Newport Beach & Stacey Nicholas, Laguna Hills
- Chair, Trustee Engagement Committee:** James V. Mazzo, Laguna Beach
- President:** Brian T. Hervey, Vice Chancellor, University Advancement & Alumni Relations
- Chief Financial Officer:** Lynn A. Rahn, Associate Vice Chancellor, Finance and Administration
- General Counsel:** Richard K. Bridgford, Esq., Newport Beach
- Controller:** Christie Israel, Director of Business and Finance Operations, University Advancement
- Secretary:** Jackie M. Barbera, Executive Director of the UC Irvine Foundation, University Advancement

LOS ANGELES**The UCLA Foundation**Website: www.UCLAFoundation.org**Officers and Committee Chairs****Chair:** Shirley Wang '90, Los Angeles**Chair-Elect:** John T. Mapes '90, UCLA Parent, Los Angeles**Executive Vice President:** Rhea Turteltaub, Vice Chancellor, External Affairs**Chief Financial Officer/Chief Operations Officer:** Julie Sina, Associate Vice Chancellor, Alumni Affairs; Chief Financial Officer, UCLA Foundation and UCLA Investment Company**Chief Investment Officer:** Srinivas B. Pulavarti, President and Chief Investment Officer, UCLA Investment Company**Chair, Audit Committee:** Maurice M. Salter '69, Ed.D. '77, Los Angeles**Chair, Executive Committee:** Shirley Wang '90, Los Angeles**Chair, Finance Committee:** John T. Mapes '90, UCLA Parent, Los Angeles**Chair, Nominations & Governance Committee:** Craig E. Ehrlich '78, Santa Monica**Chair, Philanthropy Committee:** Alicia Miñana de Lovelace JD '87, Hermosa Beach**UCLA Investment Company Board Chair:** Steven A. Olsen '77, Vice Chancellor and Chief Financial Officer, UCLA**Executive Director/Secretary:** Jocelyn Tabata '86, UCLA Parent**Co-Chair, Entrepreneurial Ecosystem Committee:** Josh Becker, Menlo Park**Co-Chair, Nomination Committee:** Curtis Riggs, Merced**Co-Chair, Nomination Committee:** Christine Long, Merced**Co-Chair, Philanthropy Committee:** Kenni Friedman, Modesto**Co-Chair, Philanthropy Committee:** Carol Bright Tougas, Modesto**Member at Large:** Robert Gallo, Modesto**Immediate Past Chair:** Lee Kolligian, Santa Monica**RIVERSIDE****UC Riverside Foundation**Website: https://www.ucr.edu/giving/ucr_foundation.html**Executive Officers****Chair:** Darin P. Anderson '89, MBA '91, Newport Beach**Immediate Past Chair:** Thomas T. Haider, M.D., Riverside**Chair-Elect:** Susan Atherton '77, San Francisco**Treasurer:** Robert Fey, Palm Springs**President:** Peter A. Hayashida, Vice Chancellor, University Advancement**Executive Vice President:** Hieu T. Nguyen, Associate Vice Chancellor, University Advancement**Vice President, Finance and Chief Financial Officer:** Jan Wildman, Associate Vice Chancellor, University Advancement**Associate Treasurer:** Melisa Vicario, Director/Controller, UC Riverside Foundation Accounting**Secretary:** Patricia D. Kohlmeier, Executive Director, UC Riverside Foundation & Donor Relations**Committee Chairs****Chair, Audit Committee:** Linda M. Williams MADM '76, Pasadena**Chair, Advocacy Committee:** Brian Hawley '90, M.S. '91, Riverside**Chair, Gift Planning Committee:** Irving G. Hendrick, Ed.D., Riverside**Chair, Investment Committee:** Matt D. Lyons '87, Westlake Village**Chair, Nominations Committee:** Ronald W. Stovitz '64, San Francisco**Chair, Stewardship Committee:** Kathy Wright, M.A. '81, Riverside**MERCED****UC Merced Foundation**Website: giving.ucmerced.edu**Executive Officers****Chair:** Mike Gallo, Merced**Vice Chair:** Denise Watkins, Pleasanton**Secretary:** Art Kamangar, Merced**Treasurer:** Roger Sturdevant, Clovis**Corporate President:** Dorothy Leland, Chancellor**Chair, Audit Committee:** Curtis Riggs, Merced**Co-Chair, Advocacy and Awareness Committee:** Jack Oswald, Healdsburg**Co-Chair, Advocacy and Awareness Committee:** Daryl Hatano, Fremont**Co-Chair, Entrepreneurial Ecosystem Committee:** Bob Tinker, Mountain View

SAN DIEGO

UC San Diego Foundation

Website: <https://foundation.ucsd.edu/>

Executive Officers

Chair: Carol Chang

Immediate Past Chair: Peter G. Preuss '67

Vice Chair: Steve Hart '80

Treasurer: Bob Marren '86

Committee Chairs

Chair, Audit Committee: Andy Chedrick

Chair, Executive Committee: Carol Chang

Chair–Donor Relations and Stewardship Committee:
Sandra Timmons '81

Chair–Investment/Finance Committee: Bob Marren '86

Chair–Student Foundation Committee: Matt Newsome '91

Chair–Trustee Recruitment and Engagement Committee:
Steve Hart '80

Operating Officers

Chancellor/President: Pradeep Khosla

Vice President: Drew Hunsinger, Associate Vice Chancellor
University Development

Vice President: Jean Ford Keane, Associate Vice Chancellor
Health Sciences Development

Chief Financial Officer: Marlene Shaver, Assistant Vice
Chancellor Advancement Services

Corporate Secretary: Jeanmarie Bond, Board
Operations Manager

SAN FRANCISCO

UCSF Foundation

Website: <http://support.ucsf.edu/ucsf-foundation>

Chair: William E. Oberndorf

Vice Chair: Art Kern

President: Sam Hawgood, MBBS, Chancellor

Vice President: Jennifer Arnett, Vice Chancellor, University
Development and Alumni Relations

Secretary: Steve Downs, Executive Director, Financial Services
and Administration, Development and Alumni Relations

Chair, Executive Committee: William E. Oberndorf

Chair, Audit Committee: Andrew Woeber

Chair, Development Committee: William Davidow

Chair, Community & Government Relations Committee:
Carmen Policy

Chair, Finance Committee: Philip Hammarskjold

Chair, Innovation & Partnerships Committee: Robin
Richards Donohoe

Chair, Nominating & Governance Committee: Nancy
Hellman Bechtle

Chair, Real Estate Committee: Todd Carter

Chair, Student & Faculty Committee: Catherine Lucey

**Chair, UCSF Foundation Investment Company Board
of Directors:** Andrew Ach

**Chief Investment Officer and CEO, UCSF Foundation
Investment Company:** David Harkins

SANTA BARBARA

UC Santa Barbara Foundation

Website: www.ia.ucsb.edu/ucsb-foundation

Foundation Officers

Chair: Richard Breaux '67

Immediate Past Chair: Lady Leslie Ridley-Tree H'12

Vice Chair, Investments/Treasurer: John Arnhold '75

Vice Chair, Development: Karen Bedrosian Coyne '91

Vice Chair, Donor Relations: Darryl McCall '78

Secretary: Steve Mendell '63

Executive Director: Beverly J. Colgate, Associate Vice
Chancellor, Development

Chief Financial Officer: Eric J. Sonquist, Director of Finance
& Administration

Nominations Chair: Marcy Carsey, H'04

SANTA CRUZ

UC Santa Cruz Foundation

Website: <http://foundation.ucsc.edu/>

Executive Officers

Chair: Alec Webster '02

Immediate Past Chair: Mary E. Doyle '74

Vice Chair: Kamil H. Hasan

Parliamentarian: Robert Holo '87

Committee Chairs

Chair, Executive Committee: Alec Webster '02

Chair, Audit Committee: Laura I. Bushnell

Chair, Board Opportunity Fund Committee:
Richard F. Moss '85

Chair, Development Committee: Linda Peterson '70

Chair, Investment & Finance Committee:
John M. Woodward '74

Chair, Engagement Committee: Kristen Marinovic '91

Chair, Membership Committee: Hope A. Hardison

Administrative Officers

President: Keith E. Brant, Vice Chancellor,
University Relations

Vice President: Jeff Shilling, Associate Vice Chancellor,
Philanthropy

Treasurer: Howard Heevner, Assistant Vice Chancellor,
University Relations

Executive Secretary: Marcus Frost, Director of Leadership
Donor Engagement

Assistant Treasurer: Jo Westbrook, Foundation Controller

Assistant Treasurer: Kirk Lew, Assistant Vice Chancellor,
Financial Affairs

Assistant Treasurer: Edward F. Moran III, Director of
Accounting Services

Glossary

GIFT DATA

The gift data included in the Annual Report on the University Private Support Program are compiled using the Council for Aid to Education/cash convention for gift reporting (i.e., includes outright gifts, pledge payments and private grants payments, not contracts). This is the reporting convention used for comparisons with other educational institutions.

REGENTS

The Board of Regents of the University of California is the corporate body entrusted by the California State Constitution, Article IX, Section 9, with the university's organization and administration.

CAMPUS FOUNDATIONS

Campus foundations, serving each of the 10 University of California campuses, are independently incorporated as nonprofit, public-benefit corporations. They serve as the primary fundraising arm for their respective campuses. The strength of the foundations rests with the direction provided by their community-based volunteer trustees. Each foundation is staffed by university personnel.

SOURCES OF GIFTS

This category identifies the original source of gifts and grants to the Regents and the campus foundations.

INDIVIDUALS

Individuals are divided into a number of categories, including:

Alumni are defined as former undergraduate or graduate students, full- or part-time, who have earned some credit toward a degree offered by a particular campus of the University of California. Alumni status takes precedence in the reporting of private support, so that gifts from faculty, staff and parents who also are alumni would be counted in the alumni category.

Faculty members are defined as individuals with full- or part-time academic appointments within the university.

Staff members are employed in non-academic positions throughout the university.

Parents have children who are current or former students at any campus of the university.

Individuals (non-alumni) covered by this classification are those individual donors who are not alumni, faculty or staff.

Bequests are defined as gifts received from deceased donors' estates, trusts or other estate plans that designate the university as a beneficiary.

ORGANIZATIONS

Campus-related organizations: This classification covers student groups, alumni associations and university support groups, but not campus foundations. A gift to a campus foundation is reported in the classification appropriate to the original donor when the gift was received by the campus foundation.

Corporations: This classification covers both for-profit entities and nonprofit entities that are funded by for-profit entities. For-profit entities are defined as corporations, businesses, partnerships and cooperatives that have been organized for profit-making purposes, including corporations owned by individuals and families, incorporated professional individuals and other closely held companies.

Examples of nonprofit entities that are funded by for-profit entities include: industry or trade associations; professional, union or lobbying organizations; and nonprofit organizations funded by one or more companies or individuals operating for profit, including corporate foundations.

Foundations: This classification covers private tax-exempt entities established and operated exclusively for charitable purposes; nonprofit foundations or charitable trusts, including funds or endowments designated by the Internal Revenue Service as grant-making foundations; community foundations; family foundations; or charitable trusts. This classification excludes corporate foundations, campus foundations and quasi-government entities, such as the National Endowment for the Humanities. To capture additional data, a category has been added for foundations established by alumni.

Other sources: This classification covers all nonprofit organizations other than those described above, including fundraising consortia, religious organizations and higher educational associations or institutions.

PURPOSES OF GIFTS

This category identifies the intended use of private support as designated by the donor or grantor.

Research: This classification applies to private support that is restricted to scientific, technical and humanistic investigation, including salaries and other support of research projects. Funds for research may also be included in the "campus improvement" classification (capital projects to support research) and in the "departmental support" classification (endowed chairs).

Student support: This classification includes support that is restricted to non-repayable financial aid to undergraduate and graduate students, including undergraduate scholarships, graduate fellowships, awards, prizes and private support for work-study students, as well as gift funds to support loans to be repaid by undergraduate and graduate students.

Instruction: This classification is restricted to support for seminars, conferences, lecture programs and faculty recognition awards, including salaries, honoraria and employee benefits.

Campus improvement: This classification covers support for capital projects and for ongoing operation of the physical plant, including grounds and buildings, facilities and equipment. It includes gifts and private grants of real and personal property, including equipment and works of art for use by the university. It also covers gifts and private grants that are restricted by the donor or grantor to purchase buildings, other facilities, equipment and land for use by the university; to construct or carry out major renovation of buildings and other facilities; and to retire indebtedness. In addition, the classification applies to gifts of library materials and monetary support that are restricted to acquire, restore and preserve books, periodicals, manuscripts, maps and related materials; to acquire audiovisual and other equipment; and to support other activities of campus libraries.

Departmental support: This classification covers gifts that are restricted by the donor to a particular academic division, department or entity. It also covers gifts that are restricted by the donor to a particular academic division, department or unit, and further restricted by the donor to a particular purpose for which no other purpose category is listed, including endowed chairs, but excluding support for instruction and student financial support, which are reported in the related classifications.

Other purposes: This classification covers support of non-instructional services beneficial to individuals and groups external to the university (e.g., exhibits, museums, patient care, public service and similar facilities and programs); and gifts restricted by the donor for endowment, which maintains the principal in perpetuity, but otherwise unrestricted by the donor as to use of the endowment income. It also includes support for intercollegiate athletics. Note that gifts to support athletic scholarships are reported in “student support” and gifts for athletic capital projects are reported in “campus improvement.”

Unrestricted: This classification includes gifts made by the donor without restriction, regardless of any subsequent administrative designation or purpose.

TYPE OF ASSETS

This category identifies the form (type of asset) comprising the support received this year by the university and the campus foundations.

Cash: This classification covers currency, coins, checks, money orders, credit card transactions and bank drafts.

Securities: This classification includes stocks, bonds and related instruments, such as promissory (mortgage) notes and insurance policies, if maintained rather than surrendered for cash.

Real property: This classification applies to real estate, including land, buildings and other improvements; and to oil, mineral and related rights. Real property is reported at its fair market value.

Non-monetary items: This classification applies to personal or company property (except securities and real property), including works of art, books, intellectual property and scientific and other equipment. Non-monetary gifts are reported at their fair market value.

PLANNED GIFTS

A planned gift is often referred to as a “split-interest arrangement”; it involves benefits for the donor (or another non-charitable beneficiary) and for the charitable institution. In such a circumstance, a donor who makes a current gift-in-trust is eligible for an income for life or for a period of years related to the underlying assets of the gift, as well as to certain income-tax benefits for making a charitable contribution. The donor may name himself or herself or another individual as the life-income beneficiary; on the demise of the beneficiary or at the conclusion of the trust term, the charitable remainder is applied to the charitable purpose specified in the gift agreement.

Face value is a term that refers to the total amount of a planned gift agreement, i.e., the amount conveyed by a gift to establish a split-interest trust or other planned gift.

Present value is a term that refers to the discounted value of a planned gift used to predict in today’s dollars what the gift will be worth when it becomes available to support the charitable purpose for which it was designated by the donor.

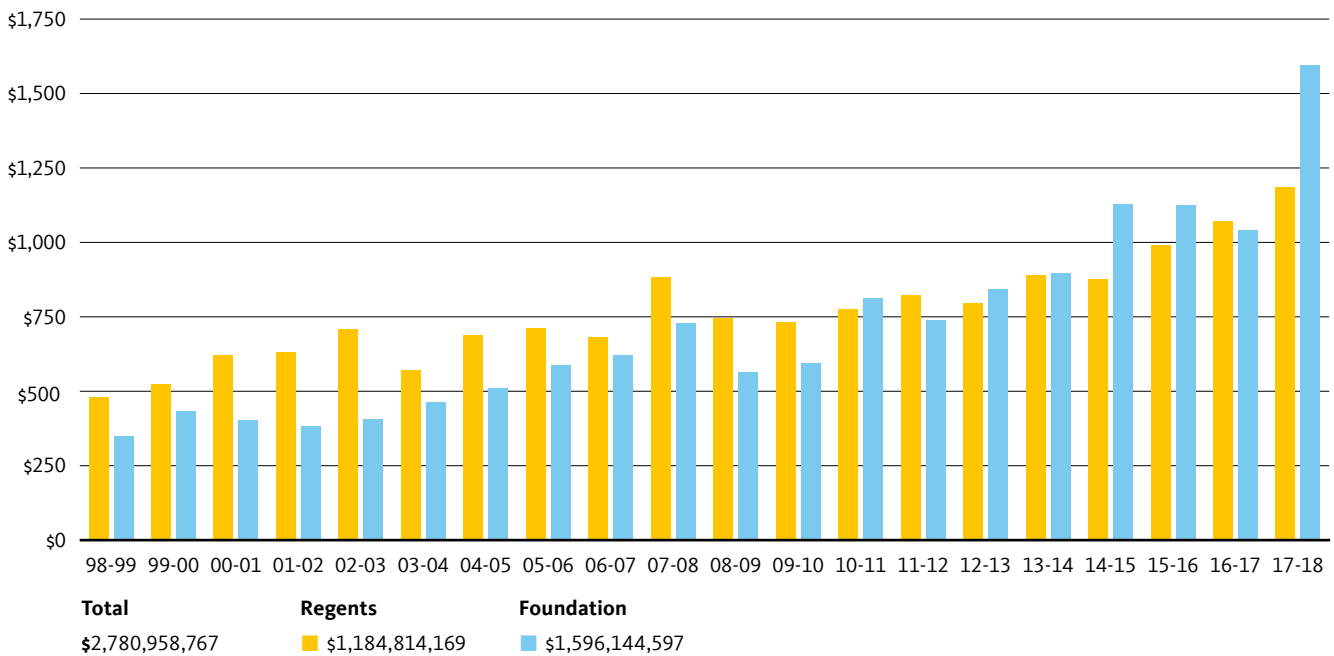
20 Years of Private Support for the System

Private Support to the Regents and the Campus Foundations (CAE/Cash Convention)

1998–99 through 2017–18

FISCAL YEARS	Regents	Foundations	Totals
1998-1999	\$480,533,690	\$348,788,445	\$829,322,135
1999-2000	\$522,810,531	\$432,084,528	\$954,895,059
2000-2001	\$621,634,140	\$400,873,079	\$1,022,507,219
2001-2002	\$629,248,027	\$382,349,876	\$1,011,597,903
2002-2003	\$709,481,356	\$405,505,130	\$1,114,986,486
2003-2004	\$569,903,692	\$463,331,591	\$1,033,235,283
2004-2005	\$687,234,899	\$509,643,409	\$1,196,878,308
2005-2006	\$710,146,541	\$586,131,053	\$1,296,277,594
2006-2007	\$679,918,570	\$619,347,252	\$1,299,265,822
2007-2008	\$882,276,658	\$726,764,234	\$1,609,040,892
2008-2009	\$743,466,901	\$563,801,996	\$1,307,268,897
2009-2010	\$731,029,449	\$594,396,945	\$1,325,426,394
2010-2011	\$775,093,182	\$813,078,193	\$1,588,171,375
2011-2012	\$822,733,759	\$739,526,675	\$1,562,260,434
2012-2013	\$796,796,366	\$840,670,624	\$1,637,466,990
2013-2014	\$889,600,811	\$897,259,179	\$1,786,859,990
2014-2015	\$875,411,034	\$1,126,867,668	\$2,002,278,703
2015-2016	\$991,375,098	\$1,124,651,675	\$2,116,026,773
2016-2017	\$1,070,583,390	\$1,039,952,328	\$2,110,535,718
2017-2018	\$1,184,814,169	\$1,596,170,448	\$2,780,984,617

MILLIONS



10 Years of Private Support for the Campuses

Private Support to the Regents and the Campus Foundations (CAE/Cash Convention)

2008–09 through 2017–18

BERKELEY	Regents	Foundation	Total
2008-2009	156,695,051	119,636,924	276,331,975
2009-2010	190,455,289	123,399,778	313,855,067
2010-2011	192,348,778	136,406,540	328,755,318
2011-2012	259,707,938	151,073,097	410,781,035
2012-2013	185,304,586	161,413,908	346,718,494
2013-2014	204,688,363	190,539,789	395,228,152
2014-2015	186,017,115	188,086,349	374,103,464
2015-2016	170,520,203	204,169,894	374,690,097
2016-2017	202,154,887	204,479,391	406,634,278
2017-2018	173,571,132	255,480,886	429,052,019

DAVIS	Regents	Foundation	Total
2008-2009	67,434,643	25,426,040	92,860,683
2009-2010	85,995,075	23,238,537	109,233,612
2010-2011	85,163,260	26,267,603	111,430,863
2011-2012	68,487,731	25,804,837	94,292,567
2012-2013	90,786,384	27,028,006	117,814,390
2013-2014	90,217,016	43,245,582	133,462,597
2014-2015	140,547,829	45,657,179	186,205,008
2015-2016	101,349,735	30,304,152	131,653,887
2016-2017	119,509,812	45,114,078	164,623,891
2017-2018	114,460,437	57,863,227	172,323,664

IRVINE	Regents	Foundation	Total
2008-2009	\$41,736,986	\$34,322,518	\$76,059,504
2009-2010	\$33,523,824	\$55,943,896	\$89,467,719
2010-2011	\$45,206,472	\$49,695,442	\$94,901,914
2011-2012	\$41,444,141	\$36,580,975	\$78,025,116
2012-2013	\$26,986,978	\$52,600,681	\$79,587,659
2013-2014	\$39,745,747	\$58,156,663	\$97,902,409
2014-2015	\$28,880,710	\$37,736,272	\$66,616,982
2015-2016	\$27,103,914	\$46,552,643	\$73,656,556
2016-2017	\$47,757,075	\$49,298,698	\$97,055,773
2017-2018	\$86,097,932	\$117,297,472	\$203,395,404

LOS ANGELES	Regents	Foundation	Total
2008-2009	\$187,202,246	\$164,486,740	\$351,688,986
2009-2010	\$172,136,294	\$168,270,469	\$340,406,763
2010-2011	\$155,932,215	\$259,098,207	\$415,030,422
2011-2012	\$147,015,612	\$197,185,537	\$344,201,149
2012-2013	\$172,274,486	\$247,372,193	\$419,646,679
2013-2014	\$186,893,008	\$240,362,468	\$427,255,476
2014-2015	\$180,005,601	\$292,816,385	\$472,821,986
2015-2016	\$212,093,006	\$286,707,290	\$498,800,296
2016-2017	\$237,011,292	\$313,922,248	\$550,933,540
2017-2018	\$225,657,713	\$560,993,165	\$786,650,878

MERCED	Regents	Foundation	Total
2008-2009	\$5,823,885	\$2,498,075	\$8,321,960
2009-2010	\$1,832,781	\$938,543	\$2,771,324
2010-2011	\$2,367,090	\$2,011,339	\$4,378,429
2011-2012	\$2,253,069	\$1,721,993	\$3,975,062
2012-2013	\$2,306,552	\$2,733,517	\$5,040,069
2013-2014	\$3,313,780	\$1,809,919	\$5,123,699
2014-2015	\$1,595,057	\$3,559,903	\$5,154,959
2015-2016	\$18,999,693	\$1,841,738	\$20,841,430
2016-2017	\$2,563,258	\$2,043,759	\$4,607,017
2017-2018	\$2,826,178	\$1,485,260	\$4,311,437

RIVERSIDE	Regents	Foundation	Total
2008-2009	14,166,436	6,349,037	20,515,473
2009-2010	18,704,227	4,708,403	23,412,630
2010-2011	19,130,423	15,809,829	34,940,252
2011-2012	27,962,301	5,874,702	33,837,003
2012-2013	16,405,284	10,030,288	26,435,572
2013-2014	12,582,874	10,110,006	22,692,880
2014-2015	8,611,181	8,451,902	17,063,084
2015-2016	11,698,791	12,670,382	24,369,173
2016-2017	10,667,992	14,932,073	25,600,066
2017-2018	12,344,052	10,667,152	23,011,204

SAN DIEGO	Regents	Foundation	Total
2008-2009	\$55,609,306	\$45,297,144	\$100,906,450
2009-2010	\$53,236,522	\$53,362,528	\$106,599,050
2010-2011	\$58,206,080	\$57,944,648	\$116,150,728
2011-2012	\$81,051,986	\$54,490,570	\$135,542,556
2012-2013	\$75,226,252	\$92,177,323	\$167,403,575
2013-2014	\$82,216,507	\$68,229,471	\$150,445,978
2014-2015	\$76,269,670	\$94,789,616	\$171,059,286
2015-2016	\$103,252,937	\$103,619,728	\$206,872,665
2016-2017	\$95,777,534	\$144,298,130	\$240,075,664
2017-2018	\$124,132,654	\$155,869,307	\$280,001,961

SAN FRANCISCO	Regents	Foundation	Total
2008-2009	\$155,258,075	\$145,166,238	\$300,424,313
2009-2010	\$129,511,202	\$139,393,739	\$268,904,940
2010-2011	\$167,608,633	\$241,839,330	\$409,447,963
2011-2012	\$138,876,827	\$190,600,300	\$329,477,127
2012-2013	\$163,743,912	\$222,001,463	\$385,745,375
2013-2014	\$191,265,237	\$253,672,986	\$444,938,223
2014-2015	\$187,007,227	\$421,572,374	\$608,579,601
2015-2016	\$211,529,581	\$384,410,489	\$595,940,070
2016-2017	\$198,115,085	\$224,057,199	\$422,172,285
2017-2018	\$347,809,821	\$382,458,190	\$730,268,011

SANTA BARBARA	Regents	Foundation	Total
2008-2009	\$26,840,317	\$13,981,522	\$40,821,839
2009-2010	\$27,007,295	\$17,856,703	\$44,863,998
2010-2011	\$31,239,974	\$16,221,209	\$47,461,183
2011-2012	\$39,677,469	\$65,716,955	\$105,394,424
2012-2013	\$44,343,988	\$16,306,415	\$60,650,402
2013-2014	\$49,722,895	\$15,058,124	\$64,781,019
2014-2015	\$39,938,033	\$23,465,498	\$63,403,531
2015-2016	\$60,601,995	\$40,425,247	\$101,027,242
2016-2017	\$117,850,387	\$26,170,685	\$144,021,073
2017-2018	\$66,148,204	\$35,682,263	\$101,830,466

SANTA CRUZ	Regents	Foundation	Total
2008-2009	\$25,674,359	\$6,637,758	\$32,312,117
2009-2010	\$14,616,404	\$7,284,348	\$21,900,752
2010-2011	\$12,548,411	\$7,784,046	\$20,332,457
2011-2012	\$12,420,957	\$10,477,709	\$22,898,666
2012-2013	\$14,784,012	\$9,006,830	\$23,790,841
2013-2014	\$24,878,076	\$16,074,171	\$40,952,247
2014-2015	\$14,343,482	\$10,732,190	\$25,075,672
2015-2016	\$55,279,451	\$13,950,111	\$69,229,563
2016-2017	\$23,220,482	\$15,636,065	\$38,856,547
2017-2018	\$20,140,334	\$18,373,525	\$38,513,860



Reporting Conventions Used in This Report

The Annual Report on University Private Support includes data for each campus and the university using two of three gift reporting conventions employed by the university.

1 The first reporting convention, which is cash-based, is used for comparisons with other institutions. It also is employed for the Council on Aid to Education’s (CAE) national Voluntary Support of Education Survey completed by colleges and universities. This reporting convention includes outright gifts, private grants and payments on pre-existing pledges, but does not include new pledges. This method of gift reporting is used for the body of this report and is thought to present the best perspective on the cash flow that derives from private support.

2 The second method is a variation of the accrual system and includes new, legally binding pledges up to five years in duration, plus outright gifts and private grants. In this system, payments made on pledges are not included. The method is the reporting standard used for many reports on capital campaigns and is thought to present the best perspective on the level of current fundraising activity.

These first two reporting standards are shown at the bottom of each campus narrative. The breakdown follows for system support over the last five years.

Reporting conventions

	13-14	14-15	15-16	16-17	17-18	2017-18 Totals
1 Cash (CAE)	PLEDGE PAYMENTS \$497,605,880 \$636,543,965 \$566,017,677 \$622,920,129 \$1,058,619,222					\$2,780,984,617
2 Accrual (REGENTS)	NEW OUTRIGHT GIFTS \$1,289,254,110 \$1,365,734,737 \$1,550,009,095 \$1,487,615,589 \$1,722,365,395					
	NEW PLEDGES \$698,753,344 \$939,844,134 \$1,055,284,530 \$1,456,076,142 \$1,625,944,878					\$3,348,310,273

There is a third reporting convention that is employed by the university’s accounting office for its end-of-year audited financial reports. This method also is based on accrual; however, on the revenue side, unconditional, legally-binding pledges are recorded

at the time they are promised, balanced by receivable accounts which are reduced as pledge payments are received. This method is used in the annual UC Financial Report.

The Annual Report on University Private Support 2017-18 is prepared by the UC Office of Institutional Advancement and Communications staff.

This report is a compilation of private support data, campus narratives and foundation rosters prepared by each campus. The method of rounding may produce the appearance of minor inconsistencies in various totals and percentages, but the differences do not affect the accuracy of the data.



Berkeley
Davis
Irvine
Los Angeles
Merced
Riverside

San Diego
San Francisco
Santa Barbara
Santa Cruz
Lawrence Berkeley
National Laboratory

University of California
Institutional Advancement
Office of the President
1111 Franklin Street, 7th Floor
Oakland, CA 94607-5200