



UNIVERSITY
OF
CALIFORNIA

Annual Report on University Private Support

2016-17



Contents

University of California
Annual Report on University Private Support
2016–17

OVERVIEW OF THE FUNDRAISING YEAR..... 1

STUDENT FINANCIAL SUPPORT 3

SUMMARY DATA

System Summary.....	4
Source, Purpose and Asset Type	5
Additions to Endowment.....	6
Planned Giving Assets Under Management.....	7
Bequests Distributed.....	8
Fundraising Campaign Status Report	9

USES OF PRIVATE SUPPORT

Restrictions on Use.....	10
Gifts by Discipline.....	11
Endowed Chairs and Professorships	12
Other UC Programs	13
Division of Agriculture and Natural Resources	15

THE CAMPUSES

Berkeley.....	18
Davis.....	20
Irvine.....	22
Los Angeles.....	24
Merced.....	26
Riverside.....	28
San Diego.....	30
San Francisco.....	32
Santa Barbara.....	34
Santa Cruz.....	36

APPENDICES

Campus Foundation Leadership	38
Glossary.....	42
20 Years of Private Support for the System.....	44
10 Years of Private Support for the Campuses.....	45
Reporting Conventions	47

CAMPUS URL DIRECTORY

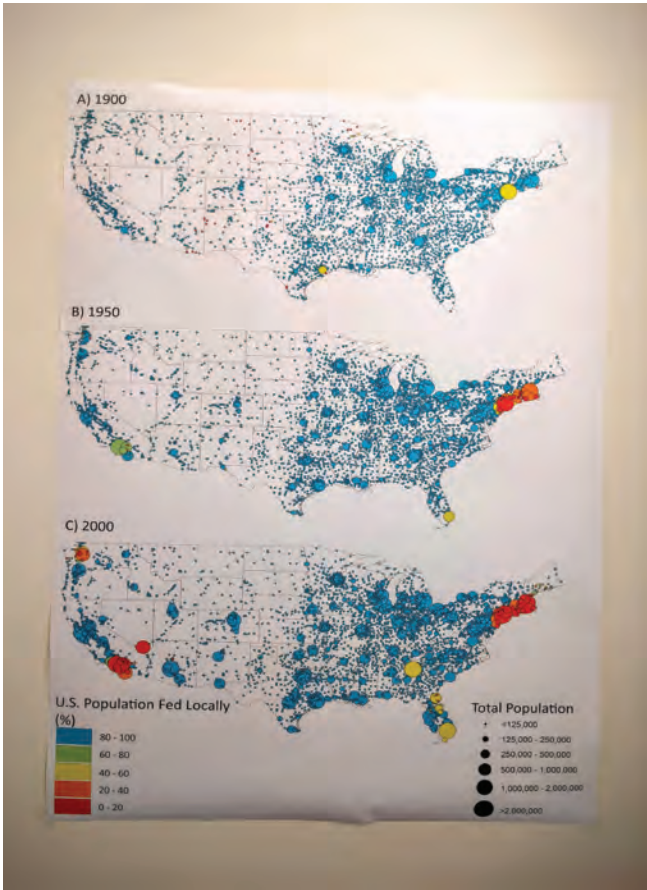
For more information on the campuses and their private support programs, visit these websites:

<https://give.berkeley.edu>
<https://give.ucdavis.edu>
<http://give.uci.edu/>
<http://givetoucla.edu/>
<http://giving.ucmerced.edu/>
<http://www.ucr.edu/giving/>
<http://campaign.ucsd.edu>
<http://giving.ucsf.edu/>
<https://giving.ucsb.edu>
<https://giving.ucsc.edu/>

ANNUAL REPORT URL

<http://www.ucop.edu/institutional-advancement/reports/index.html>

All images included in this report are included in the University of California Office of the President's digital image repository which is comprised of photographs taken at the various UC campuses and shows the depth and breadth of research, education and public service activities that occur at the University of California.



Executive Summary

Annual Report on University Private Support for the 2016–17 Fundraising Year

The University of California surpassed the \$2 billion mark in private support — the third year in a row that the UC system exceeded this threshold, continuing a trend of strong philanthropic giving both in terms of dollars raised and the number of contributors to UC.

This growth in private support is evident in the average amount received by the university in five-year incremental periods over the past 20 years: 1998-2002, \$905 million; 2003-07, \$1.188 billion; 2008-12, \$1.478 billion; 2013-17, \$1.931 billion. Philanthropic support is enhancing virtually every aspect of the university, from laboratory and academic facilities to student financial support and research that is impacting local communities and the world. The university's overall fundraising results are primarily due to the cumulative impact of the work being done to increase private support at each of the 10 campuses — and the corresponding response from the broad philanthropic community.

Each year, the Annual Report on Private Support provides an overview of philanthropy at the University of California in two separate ways. First, it provides a high level summary of philanthropic support to the entire UC system via an array of summary schedules that display gift totals in major categories based on gift source and gift purpose. In short, it describes who is supporting UC and what areas they are supporting. Second, campus schedules provide this same summary information at the local level along with profiles of private giving at each campus that provide further insight into the role that philanthropy is playing.

Several themes emerge from the individual campus profiles: an expanded donor base reflected by the total number of gifts received during the year; a significant increase in first time donors; increasing awareness and support from faculty, staff and current students; philanthropic support from the local community, as well as donors from across the country and internationally; broad interest in student support reflected in gifts for scholarships and fellowships; the role of comprehensive campaigns in galvanizing support; and very significant pledges for the future. These themes share one common thread: the understanding that there is no greater return on one's philanthropic investment than a gift to UC.

The depth and breadth of giving at the University of California makes it challenging to present a comprehensive picture of the importance of giving on a single campus, let alone the entire UC system. However, there are several areas that merit attention.

SCHOLARSHIPS AND FELLOWSHIPS

Philanthropic support for scholarships and fellowships was nearly \$191 million this past fiscal year. This was \$24 million (14 percent) more than in the prior year, and was due, in part, to a renewed emphasis on student support. Privately-funded scholarships and fellowships play a crucial role in helping to make a UC education affordable for many students — and ensuring the excellence of the university's undergraduate and graduate programs. This total represents a wide spectrum of gifts designated for scholarships, fellowships, awards and prizes. Whether assisting a first-generation college student to achieve her dreams of a degree, or allowing medical school students to graduate without the debt that often discourages pursuit of certain areas of service, these gifts are often some of the most inspirational and life-changing.

ENDOWED CHAIRS UC received over \$100 million in gifts for endowed chairs. This gift support enabled UC to continue to augment the number of endowed chairs across the system — continuing a trend of the past few decades. The increase in the number of endowed chairs and professorships at UC over the past 15-25 years is truly staggering. Supporting stellar faculty has long been a priority of the university's fundraising efforts, and the philanthropic community has recognized the importance of chairs and responded accordingly. At each campus, endowed chairs continued to provide a mechanism to support faculty excellence. An endowed chair honors and recognizes the distinction of superior faculty while providing invaluable financial support to the university, and allows philanthropists the opportunity to support a field of academic endeavor that is of particular interest to them. In this past year, UC added almost 100 new chairs, bringing the systemwide total to 2,100 chairs.

SYSTEMWIDE AND MULTICAMPUS PROGRAMS UC operates a variety of systemwide and multicampus programs that receive generous support from corporate, foundation and private funders. One of these programs is the Natural Reserve System, a network of protected natural areas throughout California. The 39 sites include more than 756,000 acres, making it the largest university-administered reserve system in the world.

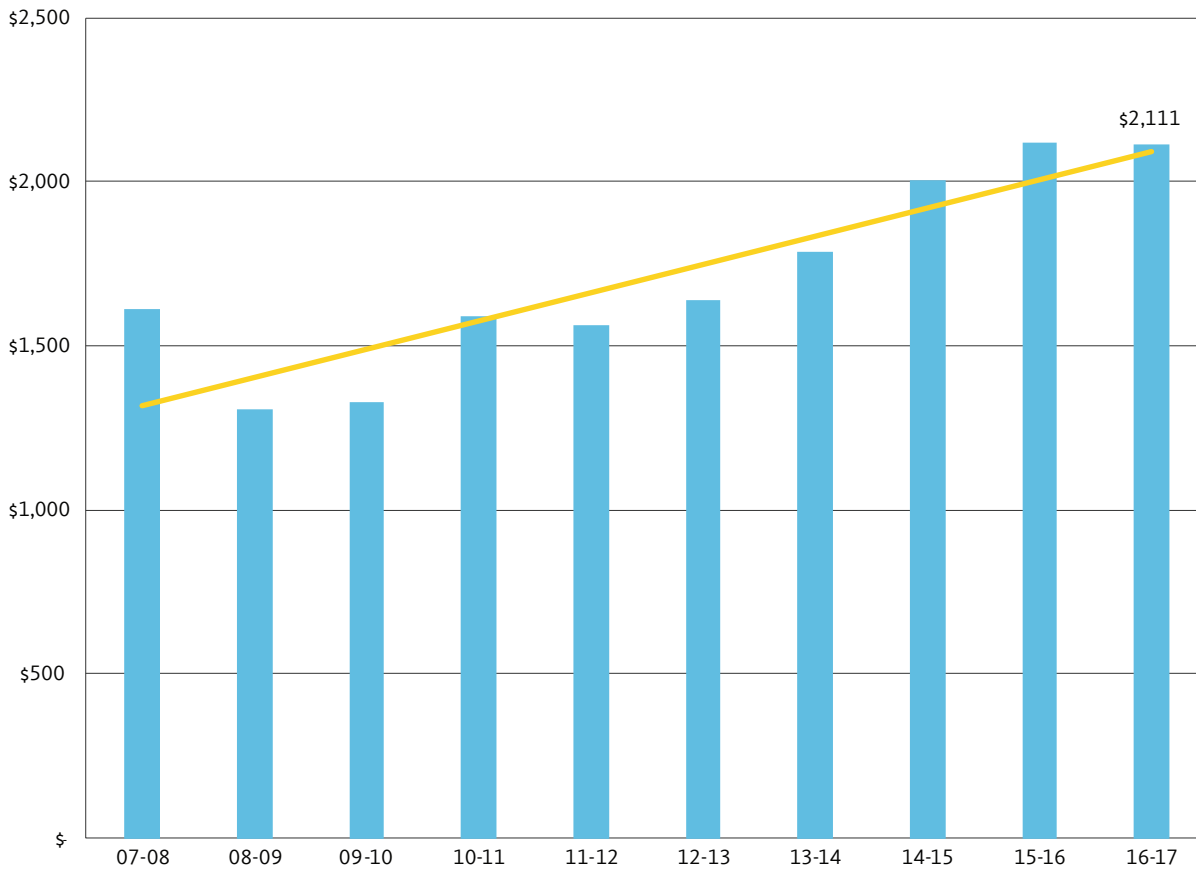
The 50th Anniversary Capital Campaign launched in 2015 with a goal of raising \$50 million to ensure a strong future for the NRS and is focused on three areas: the California Heartbeat Initiative, the UC NRS Samuelson Conservation Scholars Program and the California Ecology and Conservation undergraduate field course. The California Heartbeat Initiative will place next-generation sensing systems on California’s protected lands to track the environmental health of the state. The UC NRS Samuelson Conservation Scholars Program seeks to provide a pipeline connecting underrepresented and underserved minorities with careers in the environmental sciences. The California Ecology and Conservation course immerses undergraduates from every general UC campus in reserves for seven weeks to conduct a series of independent field research projects and learn to become scientists.

Campaign funding will support these initiatives, as well as other NRS activities. The campaign has enjoyed strong success thus far. Gifts have been received that create NRS research centers, establish an endowed directorship, support graduate student fellowships and fund the first endowed chair in support of the UC Natural Reserve System.

The university is grateful to its alumni and friends for their support — and for recognizing the University’s far-reaching educational, research, economic and public service contributions to the state, nation and world.

10-year summary of fundraising

MILLIONS



2016–17 Student Financial Support

The University of California has a deep and longstanding commitment to ensuring that financial aid is available for students and their families. The strategy is guided by two goals: ensuring that, at the undergraduate level, the university remains affordable for *all* California students regardless of their financial resources and enabling the university to compete for the best and the brightest graduate students from around the world. UC provided over \$2.8 billion in gift assistance (grants and scholarships/fellowships) in 2015-16. Federal aid (primarily Pell Grants) and state aid (such as Cal Grants) were significant, but the largest source of funds was UC's commitment of its own resources of over \$1.4 billion in aid to UC students. As tuition has historically been moderate, privately-funded scholarships and fellowships have played a smaller, but crucial role, in student financial support.

OVERVIEW OF UC FINANCIAL AID — UNDERGRADUATE AFFORDABILITY In 2015-16, the most recent year for which data is available, UC undergraduates received over \$2.2 billion in grants and scholarships. Several features distinguish UC's financial aid strategy from those of other colleges and universities: scholarships programs are primarily need-based, as almost 90 percent of UC aid is awarded in this fashion; aid is designed to address the entire cost of attendance — not just tuition, but also room and board, books and supplies, personal expenses, health insurance and other costs; and UC allocates financial aid across campuses so that every campus can provide a similar level of affordability — allowing students to choose among campuses based on “fit,” not cost.

The UC undergraduate scholarship programs are also distinguishable based upon their size and scope. The majority of UC undergraduate students pay much less than the tuition “sticker price.” Nearly 57 percent of all California resident undergraduates pay no tuition and fees. On average, UC students receive more aid and pay lower tuition than students at other major public research universities. Among California resident undergraduates who received a grant or scholarship in 2015-16, the average per student awards totaled \$16,900, much more than the \$12,294 in systemwide tuition and fees. While UC students' debt at graduation has increased in recent years, it remains manageable and well below the national average — approximately half of all graduating students have no student loan debt; those that do borrow have an average of about \$20,500.

THE BLUE AND GOLD OPPORTUNITY PLAN UC's Blue and Gold Opportunity plan was established to send a clear, simple message to California families: They can afford a UC education. This plan ensures that California students with financial need and parent income below \$80,000 have their systemwide tuition covered by grants and scholarship. Students with sufficient need typically receive additional grant aid to help cover other expenses, such as campus fees, housing, books and transportation.

GRADUATE STUDENT SUPPORT UC's graduate student support strategy is decentralized, reflecting differences in the competitive environment, the applicant pool and the costs associated with the university's many graduate academic and professional degree programs. Academic doctoral students are typically supported by merit-based fellowships, research assistantships and teaching assistantships. Students in professional degree programs rely largely on need- and merit-based fellowships, as well as student loans. These students are charged Professional Degree Supplemental Tuition, which varies by program, in addition to their base tuition and fees.

PHILANTHROPIC SUPPORT As government funding for undergraduate and graduate students has decreased, UC is committed to increasing support from other resources — with a renewed emphasis on private support for scholarships and fellowships.

In recent years, almost 28,000 students received privately funded scholarships and fellowships — over \$150 million total each year. These awards consist of almost equal parts current use gifts and payout from endowment funds. In order to enable UC to meet the growing need, new gifts must be received in order to replenish the funds distributed and provide support to even more students.

In 2016-17 just over \$191 million of gifts received by UC were designated for student support. This total number represents the sum total of a wide spectrum of gifts designated for scholarships, fellowships, awards and prizes. The campus narratives highlight a number of these gifts and help illustrate the impact of this support. Whether assisting a first-generation college student to achieve her dreams of a degree, or allowing medical school students to graduate without the debt that often discourages pursuit of certain areas of service — these gifts are often some of the most inspirational and life-changing.

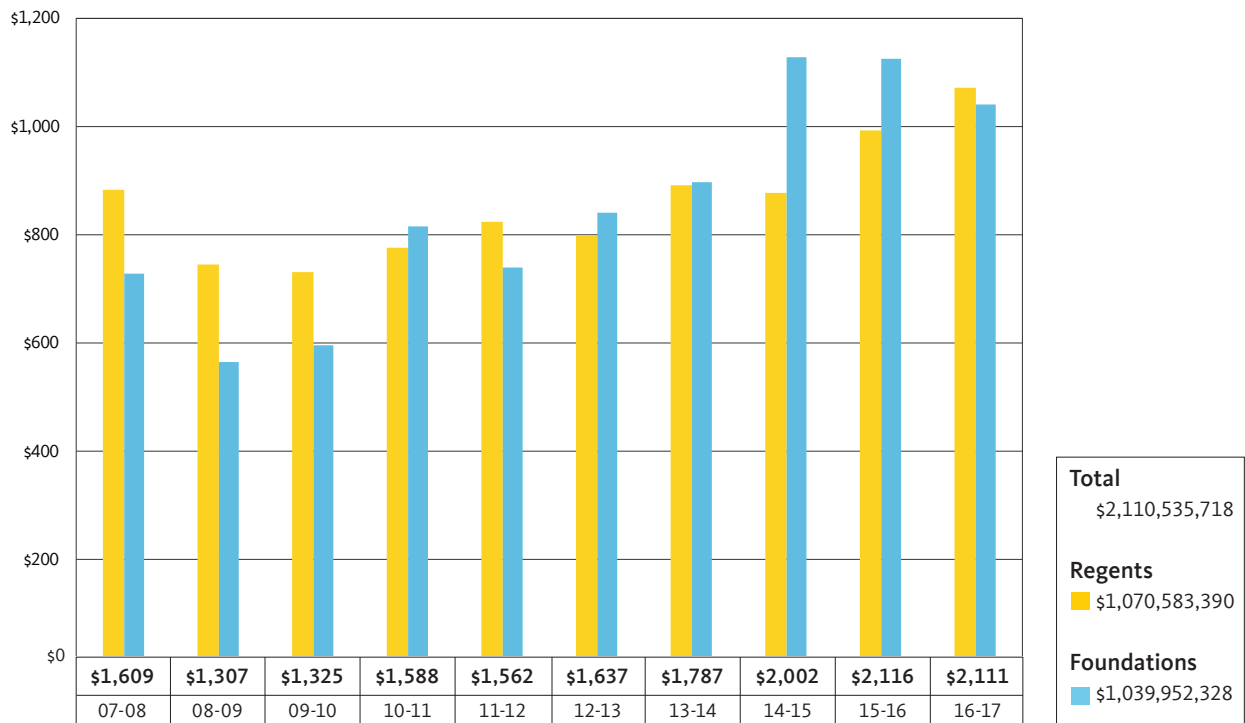
2016–17 System Summary

Private Support to Regents and Campus Foundations by Cash Reporting Convention

CAMPUS	Regents	Foundations	Totals
Berkeley	\$202,154,887	\$204,479,391	\$406,634,278
Davis	\$119,509,812	\$45,114,079	\$164,623,891
Irvine	\$47,757,075	\$49,298,698	\$97,055,773
Los Angeles	\$237,011,292	\$313,922,248	\$550,933,540
Merced	\$2,563,258	\$2,034,759	\$4,607,017
Riverside	\$10,667,992	\$14,932,073	\$25,600,066
San Diego	\$95,777,534	\$144,298,130	\$240,075,664
San Francisco	\$198,115,085	\$224,057,199	\$422,172,285
Santa Barbara	\$117,850,387	\$26,170,685	\$144,021,073
Santa Cruz	\$23,220,482	\$15,636,065	\$38,856,547
ANR	\$5,070,258	\$0	\$5,070,258
UC Other Programs	\$10,885,326	\$0	\$10,885,326
Total	\$1,070,583,390	\$1,039,952,328	\$2,110,535,718

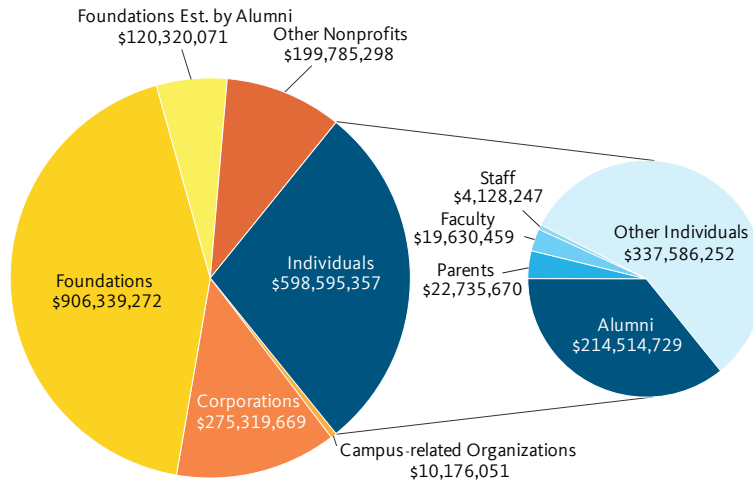
10-year cash report summary

MILLIONS

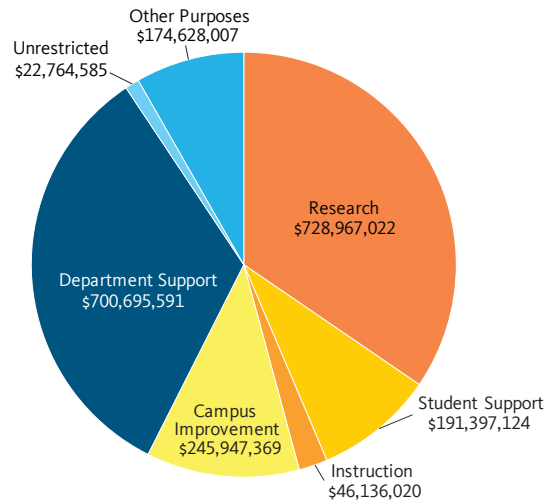


2016–17 Source, Purpose and Asset Type: \$2.111 Billion

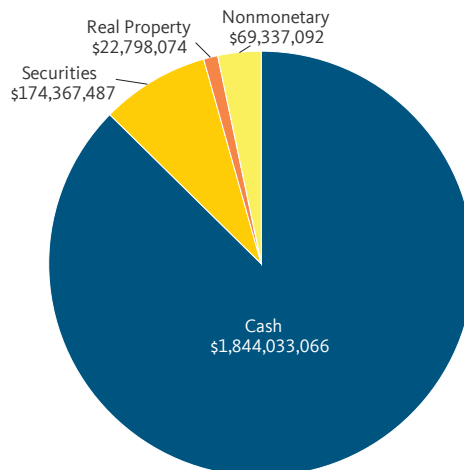
Gift source



Gift purpose

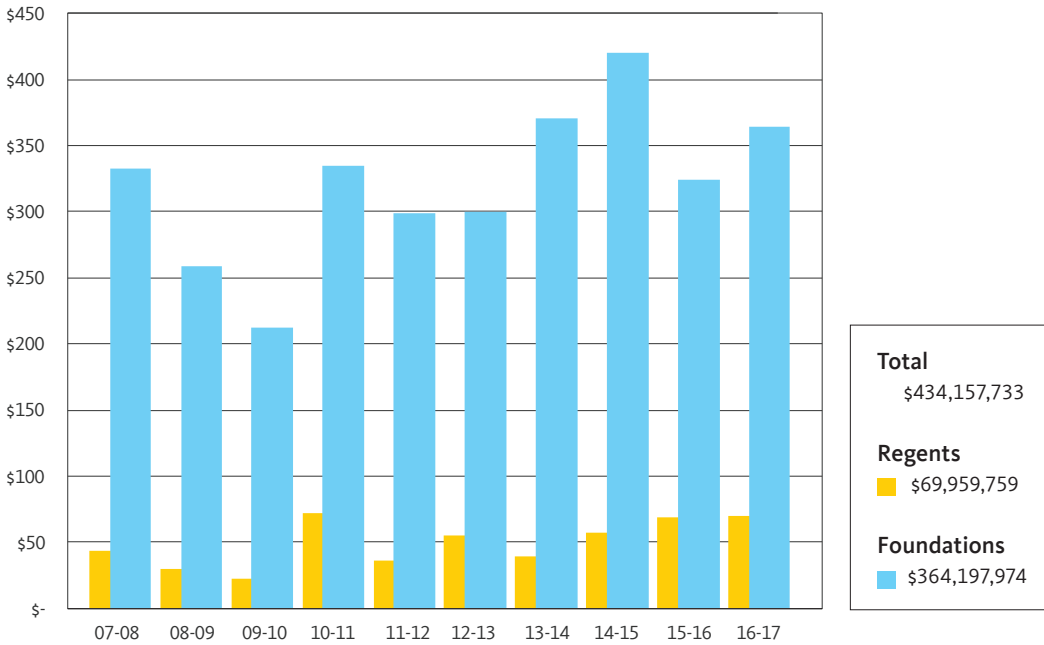


Asset type



2016–17 Additions to Endowment: \$434 Million

MILLIONS

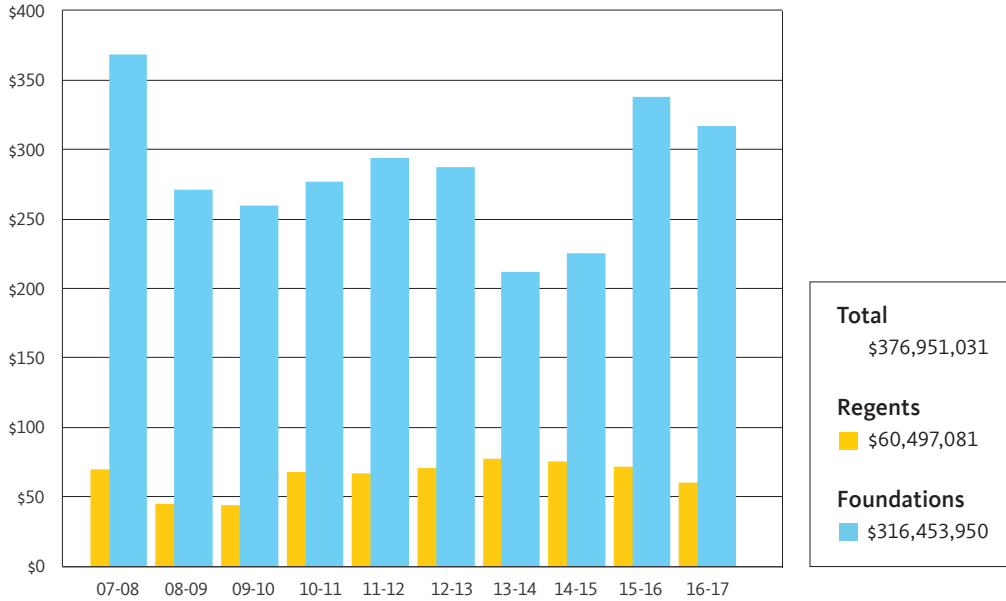


YEAR	Regents		Foundations		Total
07-08	\$43,803,130	21.9%	\$332,359,032	88.4%	\$376,162,162
08-09	\$29,564,957	10.3%	\$258,451,471	89.7%	\$288,016,428
09-10	\$22,230,543	9.5%	\$212,480,081	90.5%	\$234,710,624
10-11	\$71,949,963	17.7%	\$334,621,406	82.3%	\$406,571,370
11-12	\$36,555,336	10.9%	\$299,111,358	89.1%	\$335,666,694
12-13	\$54,836,099	15.5%	\$299,620,530	84.5%	\$354,456,629
13-14	\$39,567,824	9.6%	\$370,565,482	90.4%	\$410,133,306
14-15	\$56,953,475	11.9%	\$420,037,975	88.1%	\$476,991,450
15-16	\$68,925,529	17.5%	\$324,268,777	82.5%	\$393,194,306
16-17	\$69,959,759	16.1%	\$364,197,974	83.9%	\$434,157,733

The preliminary estimate for the value of all UC endowment as of June 30, 2017 is **\$16.7 BILLION**

2016–17 Planned Giving Assets Under Management

MILLIONS



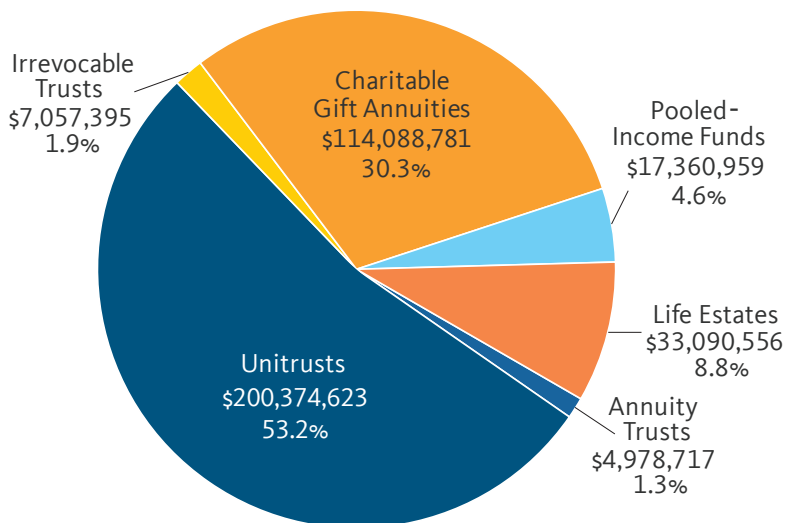
The illustrations on these pages show the total of the planned giving assets where the Regents or a campus foundation are serving as the trustee. The total under management for 2017 is \$376,951,031. All of these assets are irrevocably dedicated to the university and ultimately will be distributed for charitable purposes on the campuses.

in the creation of a planned gift, such as a charitable remainder trust, pooled-income fund, charitable gift annuity or similar gift vehicle. Under these arrangements, the principal of the planned gifts is distributed to the university upon the death of the income beneficiaries or at the expiration of a term of years to be used for the charitable purpose designated by the donors.

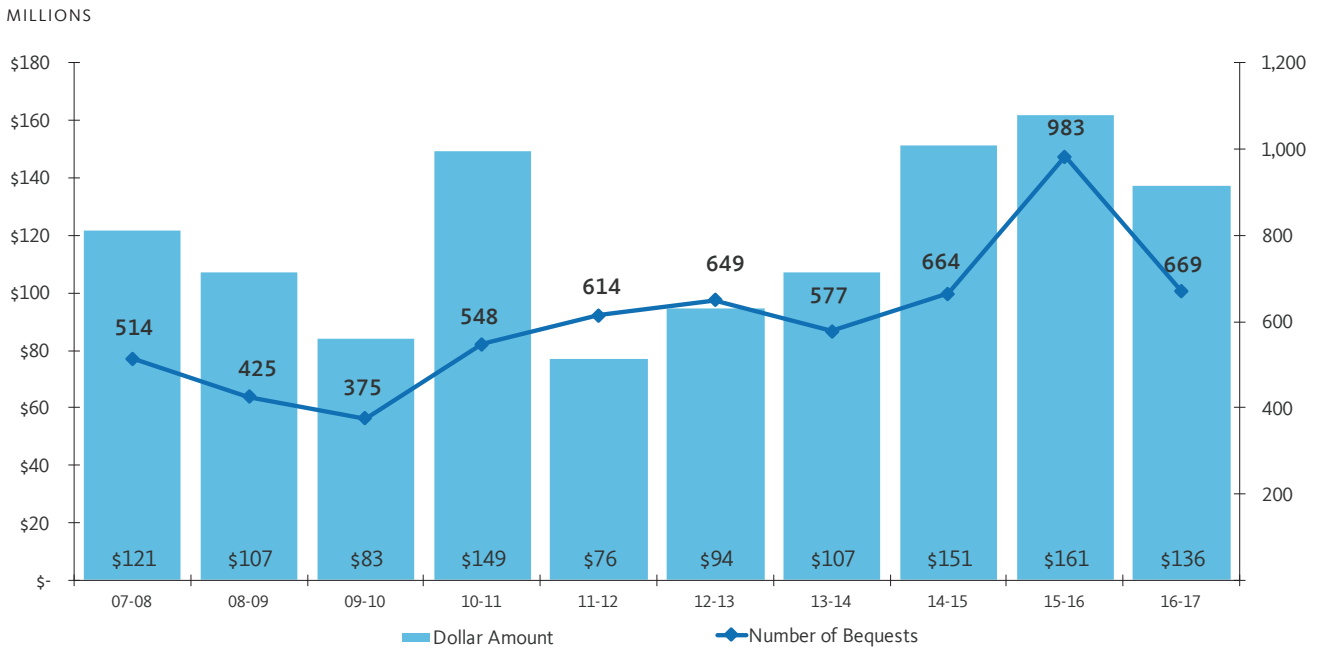
The University of California has established planned giving programs at each of our campuses. University staff work with donors and their advisers, if appropriate, to help structure gifts that meet the donors' philanthropic and financial objectives. Frequently, this results

The totals do not include planned giving assets that are managed by third parties (banks, trust companies), bequest expectancies or any revocable gifts.

2016–17 Total Planned Giving Assets: \$376,951,031



2016–17 Bequests Distributed



The University of California receives steady and significant support from bequests, although there is inherent unpredictability in both the number of bequests and the dollar amount received in any year. Bequests are a frequent source of endowments, as donors seek an opportunity to ensure continued support for the institution — particularly in areas such as student support via the establishment of endowed scholarship and fellowship funds.

The growth in the number of bequests received is reflective of the demographics of the UC alumni population, as well as the efforts of the campus planned giving offices. Whenever possible, the campuses steward family members and friends after receiving bequests so that they are kept aware of the use and benefits of their loved one’s legacy.

This past year, the university received \$136 million in distributions from 669 estates and trusts in which the university was designated as a beneficiary. These distributions may take the form of a specific bequest of property or cash, as well as a residual bequest of a percentage of the residue in the decedent’s estate or trust. Frequently, a donor has provided support for a particular area during his/her lifetime, and provides a bequest to enable this support to continue into the future. As reflected in the chart above, the number of estates and trusts that made distributions to UC this past year increased from the previous year.

As noted in prior years’ reports, the variance in dollars distributed over the past 10 years can be attributed to several factors. The recession caused a considerable reduction in overall estate values as real estate and stock values decreased. While pecuniary bequests have been stable, this resulted in a decline in the value of residual bequests. As the financial markets have improved, estate values are steadily increasing, as reflected in the increase in the total dollars distributed.

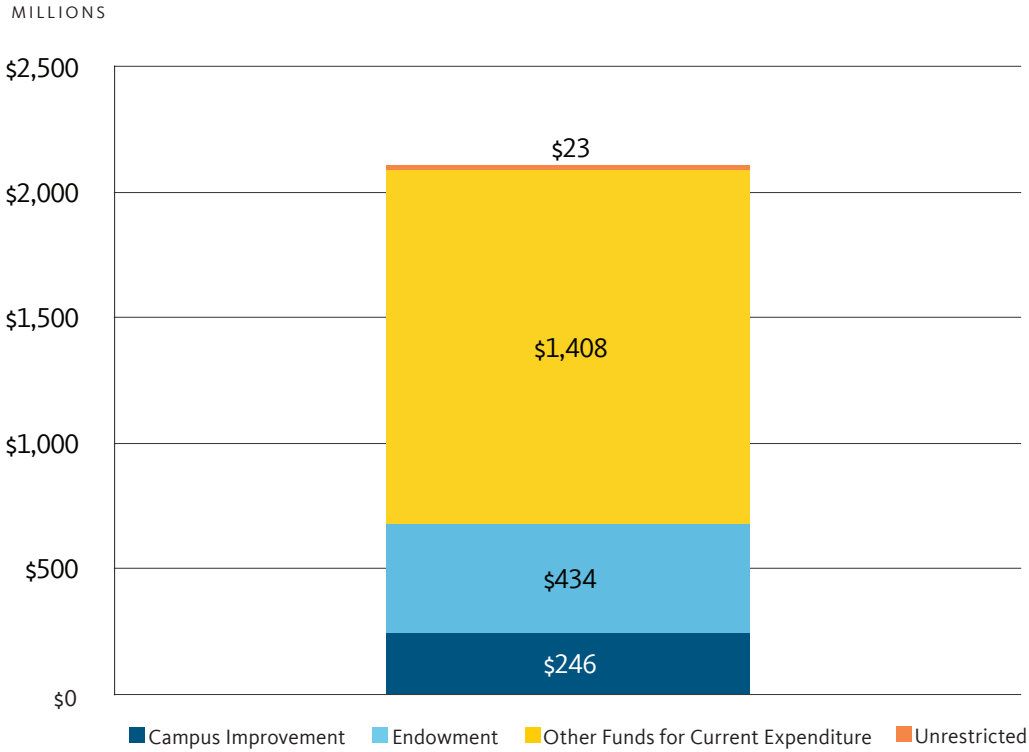
In addition, many estate plans allocate the decedent’s estate to family members and charitable organizations based upon the estate tax implications. For many years, the uncertainty in the federal estate tax made it challenging to craft an estate plan that achieved the objective of supporting one’s heirs and charitable organizations. Since the passage of the American Taxpayer Relief Act of 2012, individuals have greater assurance that their estates can be structured to meet their financial and philanthropic goals.

The Gift Planning Offices on our campuses provide information to alumni and other prospective donors to assist them in meeting their personal and charitable objectives — and also provide much-deserved recognition to donors during their lifetimes. The number of individuals who have indicated that they have provided for the University of California in their estate plans continues to grow, helping to ensure the excellence of the university for future generations.

Fundraising Campaign Status Report, June 30, 2017

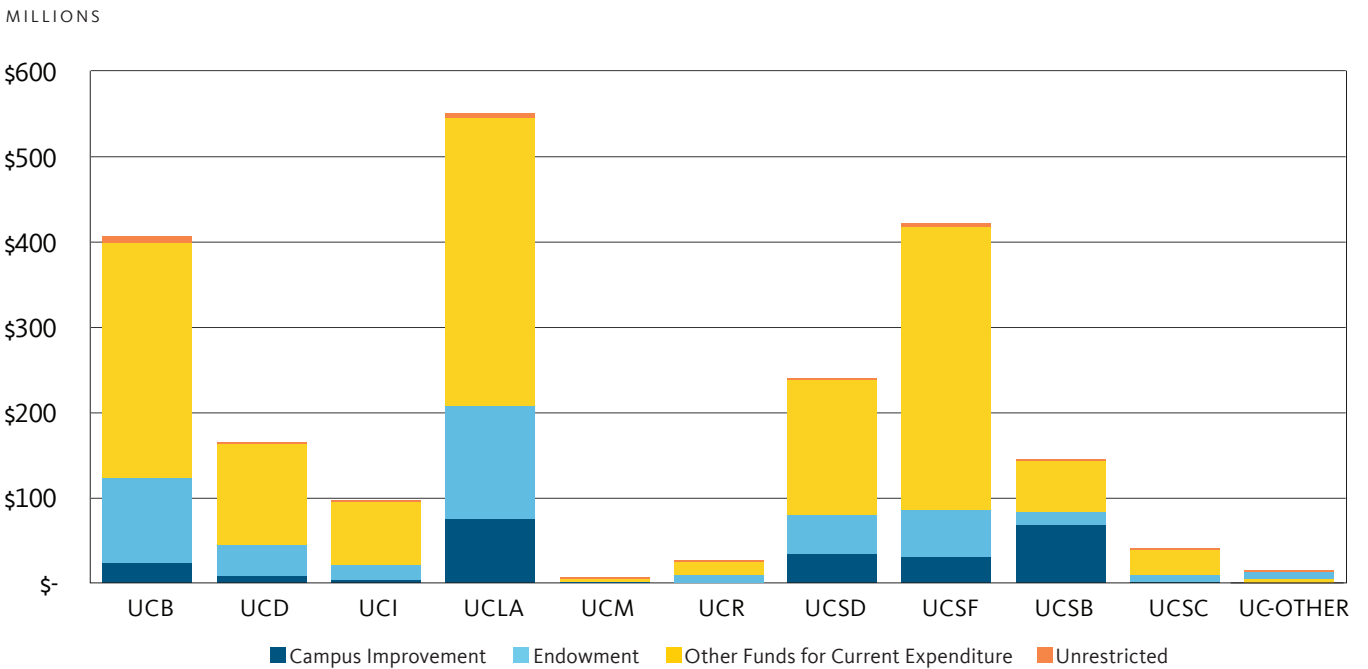
NAME OF CAMPAIGN	Goals	Duration	Gifts/Pledges by 6/30/17
Berkeley <i>No campaign underway at this time</i>			
Davis <i>No campaign underway at this time</i>			
Irvine <i>No campaign underway at this time</i>			
Los Angeles <i>Centennial Campaign</i>	\$4,200,000,000	2013–2019	\$3,360,903,984
Merced <i>No campaign underway at this time</i>			
Riverside <i>Living the Promise: The Campaign for UC Riverside</i>	\$300,000,000	2011–2020	\$178,226,497
San Diego <i>The Campaign for UC San Diego</i>	\$2,000,000,000	2013–2022	\$1,414,481,944
San Francisco <i>Planning Stages</i>			
Santa Barbara <i>No campaign underway at this time</i>			
Santa Cruz <i>The Campaign for UC Santa Cruz</i>	\$300,000,000	2009–2017	\$335,639,817
Grand Total	\$6,800,000,000		\$5,289,252,242

2016–17 Restrictions on Use



The University of California received \$434 million (20.6 percent) for endowments held by the Regents and the campus foundations. Campus improvement funds totaled \$246 million (11.7 percent);

an additional \$1,408 million (66.7 percent) supported other aspects of current operations. Unrestricted funds totaled \$23 million and comprised 1.1 percent of the total for private support.



2016–17 Gifts by Discipline

Distribution By Discipline: \$2,110,535,718

	Total	Percentage
Agriculture and Natural Resources	\$67,935,874	3.22%
Arts, Letters and Sciences	\$226,607,007	10.74%
Athletics/Sports	\$73,658,154	3.49%
Business/Management	\$60,957,280	2.89%
Engineering	\$143,059,007	6.78%
Financial Aid	\$31,883,328	1.51%
Health Sciences and Medicine	\$944,640,367	44.76%
Law	\$49,470,790	2.34%
Libraries	\$19,761,978	0.94%
Miscellaneous	\$160,324,627	7.60%
Other Academic Programs	\$203,910,077	9.66%
Other Professional Schools	\$103,455,487	4.90%
Veterinary Medicine	\$24,871,743	1.18%
Total	\$2,110,535,718	100.00%

Gifts for Health Sciences and Medicine: \$944,640,367

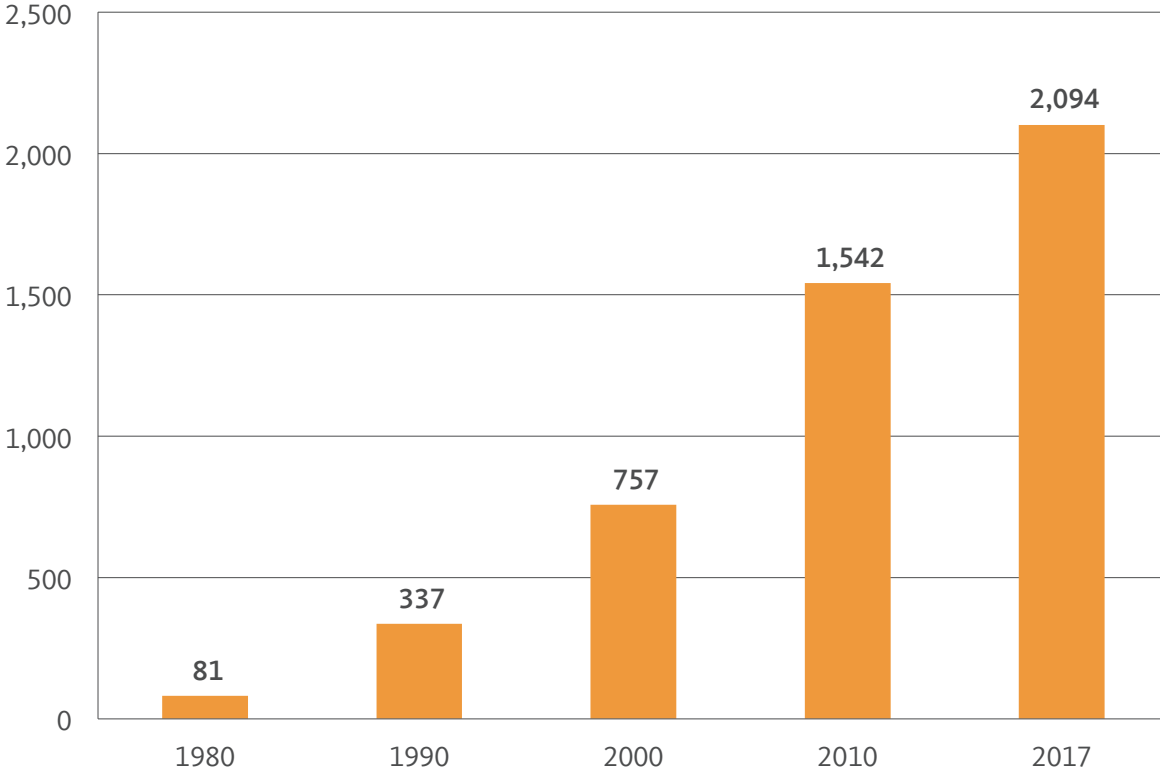
Campus	Total	% of Total
Berkeley	\$31,847,508	3.37%
Davis	\$38,885,666	4.12%
Irvine	\$42,205,168	4.47%
Los Angeles	\$249,657,996	26.43%
Merced	\$107,600	0.01%
Riverside	\$2,340,953	0.25%
San Diego	\$157,423,192	16.66%
San Francisco	\$422,172,285	44.69%
Total	\$944,640,367	100.00%

Area	Total	% of Total
Biological Sciences	\$26,599,146	2.82%
Biomedical Sciences	\$136,900	0.01%
Dentistry	\$10,250,883	1.09%
Medical Center	\$85,390,982	9.04%
Medicine	\$654,338,991	69.27%
Nursing	\$11,580,587	1.23%
Optometry	\$1,209,564	0.13%
Other	\$103,541,139	10.96%
Pharmacy	\$10,076,617	1.07%
Public Health	\$41,515,558	4.39%
Total	\$944,640,367	100.00%

The method of rounding may produce the appearance of minor inconsistencies in various totals and percentages, but the differences do not affect the accuracy of the data.

2016–17 Chairs and Professorships Cumulative

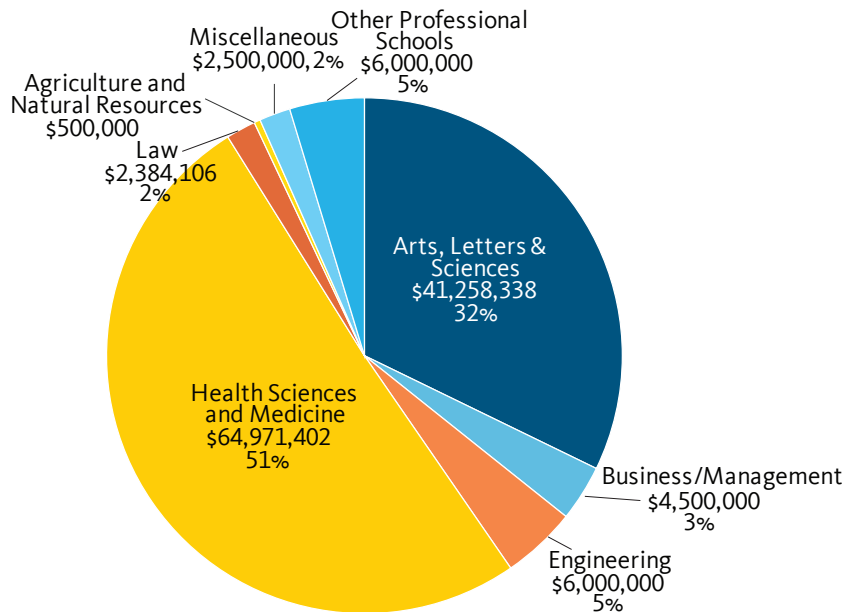
CHAIRS



Well over half of all endowed chairs/professorships have been established since 2000. The current total, spread among the campuses, is 2,094 and growing; 89 chairs/professorships were established in 2016–17.

The chart below illustrates the extent to which the chairs that were established this past fiscal year are spread among the various academic disciplines.

Chairs and Professorships by Area:
\$128,113,846
 (established 2016–17)



2016–17 Other UC Programs: Natural Reserve System

The UC Natural Reserve System has kicked off a campaign to raise \$50 million to provide a sustainable future for its network of protected natural areas. The 50th Anniversary Capital Campaign will support the 39 reserves of the UC NRS as well as systemwide research and education programs. Begun in 2015, the campaign has raised \$14 million to date, with significant prospects pending.

Systemwide fundraising focuses on three areas: the California Heartbeat Initiative, the UC NRS Samuelsen Conservation Scholars Program and the California Ecology and Conservation undergraduate field course. The California Heartbeat Initiative will place next-generation sensing systems on California's protected lands to track the environmental health of the state. The information will help policy makers, land and water managers, farmers and the public grapple with the consequences of a rapidly changing climate. Campaign support will fund graduate research grants, establish an online data hub, enable public outreach and facilitate technology deployment.

The UC NRS Samuelsen Conservation Scholars Program seeks to provide a pipeline connecting underrepresented and underserved minorities with careers in the environmental sciences. The program has three prongs: 1) a summer program enabling undergraduates to conduct field research at reserves with faculty mentor guidance; 2) a partnership with the CalTeach program to train K–12 instructors in techniques for teaching out-of-doors; and 3) coordination with outdoor leadership programs such as Adventure Risk Challenge and the Outdoor Leadership Coalition to provide opportunities for underserved youth to experience and enjoy the natural world in a safe environment.

The California Ecology and Conservation course brings undergraduates from every general UC campus to reserves for seven weeks to conduct a series of independent field research projects and learn to become scientists. Campaign funding will support scholarships that defray travel and equipment fees associated with the course.

The campaign has enjoyed strong success thus far. The La Kretz Research Center at Sedgwick Reserve was established in 2017 with a \$6 million gift from UC Santa Barbara alumna Linda Dutton and her father, Morton La Kretz. Located at the NRS's 6,000-acre reserve in the Santa Ynez Valley, the center will be a hub of interdisciplinary efforts to address environmental problems affecting California. The gift will also establish an endowed directorship for the center and support graduate student fellowships.

The first endowed chair in support of the UC Natural Reserves was established in 2015 with a \$500,000 gift from the Helen and Will Webster Foundation and matching funds from the Presidential Match for Endowed Chairs. The Wilton W. Webster Jr. Presidential Chair helps fund scholarships and other support for students to use the reserves, and provides funding for maintenance and equipment for staff who manage reserves and mentor students. Gage Dayton, director of the UC Santa Cruz Natural Reserves, was appointed to the chair.





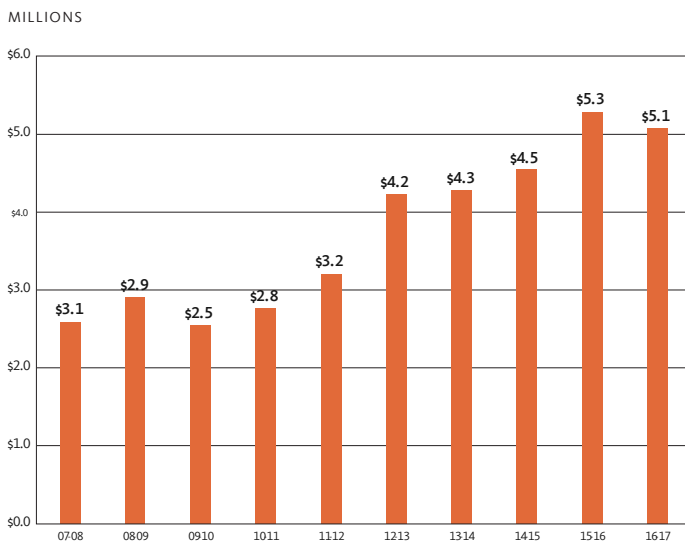
2016–17 Division of Agriculture and Natural Resources

2016-2017 private giving in support of the UC Division of Agriculture and Natural Resources (ANR) remained strong, with a 15 percent increase in private gifts raised over 2015-16. ANR received 2,499 gifts from 1,855 donors totaling \$5,070,258 including \$681,315 in gifts to the California 4-H Foundation in support of the California 4-H Youth Development Program. Gift support benefited our 57 county-based Cooperative Extension programs, nine Research and Extension Centers and 12 statewide programs and institutes. Private donations to ANR enrich and enhance the ability of Cooperative Extension advisers and specialists to deliver the land grant mission of the university, engaging UC with the people of California to achieve innovation in fundamental and applied research and education that supports sustainable, safe, nutritious food production and delivery; economic success in a global economy; a sustainable, healthy, productive environment; and science literacy and youth development programs. ANR programs and service impact the state of California, the nation and, indeed, the world.

SOME OF THIS YEAR'S HIGHLIGHTS INCLUDE:

- UC ANR secured its fourth Presidential Matching Chair, the Orange County Farm Bureau Presidential Chair for Agriculture Education located at the South Coast Research and Extension Center (SCREC). With the president’s matching funds, the chair is valued at \$1 million and will support agriculture education in Orange County, continuing the Farm Bureau’s countywide efforts to provide agricultural education to youth and food security to those in need, raising the overall awareness of agriculture as a science deserving of investment by urban and rural communities alike. The director of SCREC will serve as chair.
- The California 4-H Foundation reached their 2016-17 year-end fundraising goal of \$100,000. It was the second year the foundation participated in the global giving campaign, “Giving Tuesday,” which falls the Tuesday after Thanksgiving. The 4-H Foundation recorded a 430 percent increase in donations over the previous fiscal year, raising over \$30,000 in one day from 37 counties!
- The Desert Research and Extension Center received a \$50,000 gift from the Imperial Irrigation District to support FARM SMART, its unique agriculture literacy program that teaches about the thousands of acres of production agriculture in the Imperial Valley and exactly where our food comes from. Last year over 10,000 adults and students participated in one or more FARM SMART programs.
- We have put an emphasis on marketing our online giving platform in 2016-17. We secured \$224,046 in gifts in 2016-17 using our online giving portal, an increase of 98 percent over our online giving in 2015-16. The number of gifts and online donors doubled as well with 663 gifts received from 506 donors.

Total Giving to Campus and Systemwide Agriculture and Natural Resources Research and Programs: \$5,070,258





The Campuses
2016-17





BERKELEY 2016-17

In a year that saw a transition in leadership at the highest levels, UC Berkeley alumni, parents and friends demonstrated steadfast support for the campus by contributing a record number of gifts in a single year. This was the first time the campus raised more than 100,000 gifts, altogether totaling \$406.6 million (\$403.5 million using the accrual method).

The rise in number of gifts is helping UC Berkeley build its base of annual donors during the silent phase of a fundraising campaign expected to launch in the near future. It is also a welcome development as the campus looks ahead to commemorating the 150th anniversary of the founding of the university.

Among significant gifts raised last year:

- Up to \$25 million from Kevin Chou, an alumnus and founding CEO of the mobile gaming firm Kabam, and his wife, Dr. Connie Chen, for a new academic building at the Haas School of Business. It is the largest personal gift to UC Berkeley by an alumnus under the age of 40.
- \$10.1 million from Taube Philanthropies to The Magnes Collection of Jewish Art and Life for the extensive body of work of Arthur Szyk, a Polish Jewish artist and political caricaturist who ultimately settled in the U.S. in 1940. It is the largest single monetary gift to acquire art in the history of the campus.

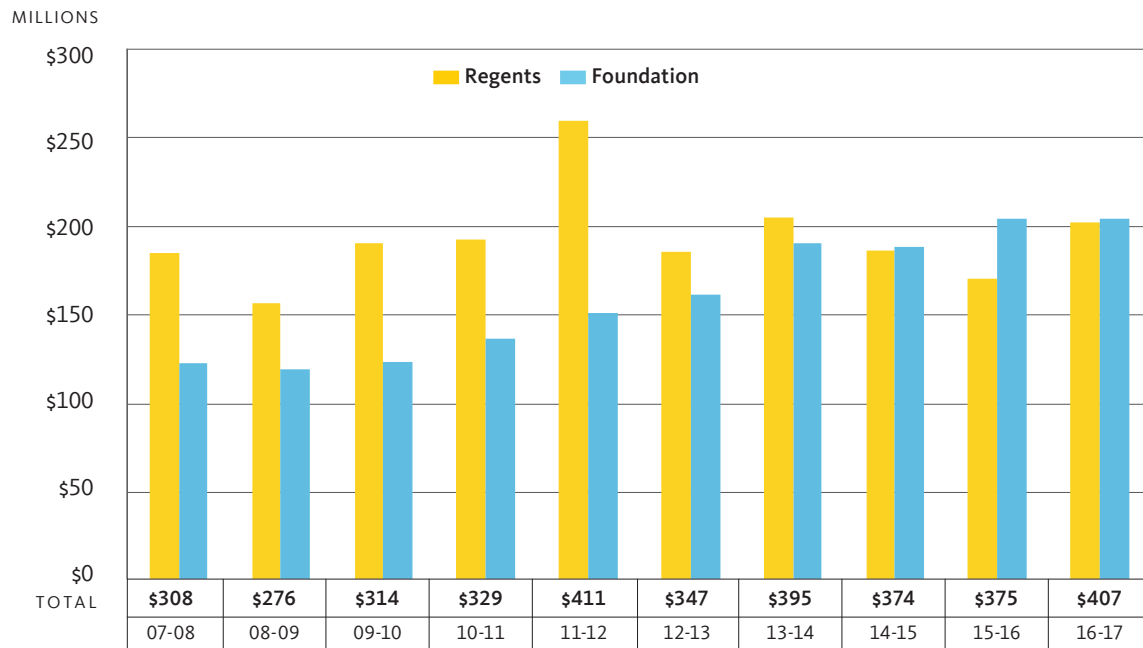
- \$5 million from Oscar Tang and his wife, Dr. Agnes Hsu-Tang, and alumni Nadine Tang and Leslie Tang Schilling, with their brother Martin Tang. The gift establishes the P.Y. and Kinmay W. Tang Center for Silk Road Studies, the first institutionalized center in the U.S. dedicated to the study of the historical trading networks serially known as the Silk Road.

The gift record also came during the third year of Big Give, UC Berkeley's online giving day. The most recent Big Give, held Nov. 17, 2016, raised more than twice the amount as the previous year, resulting in the biggest effort yet: nearly \$11.7 million from more than 9,000 gifts. Donors gave to more than 600 programs and services that make an impact in the lives of students and faculty across the campus.

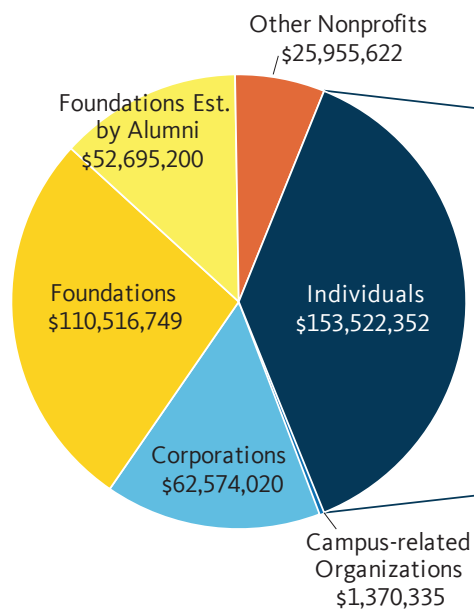
Big Give has drawn support from a wide range of donors, from first-time donors to students. Nearly 20 percent of all gifts made in the effort were from first-time donors, for example, and nearly 700 students gave.

Students, faculty, staff and alumni participated in Big Give through social media as well as through giving, which also boosted the chances of their favorite programs winning online contests held throughout the day.

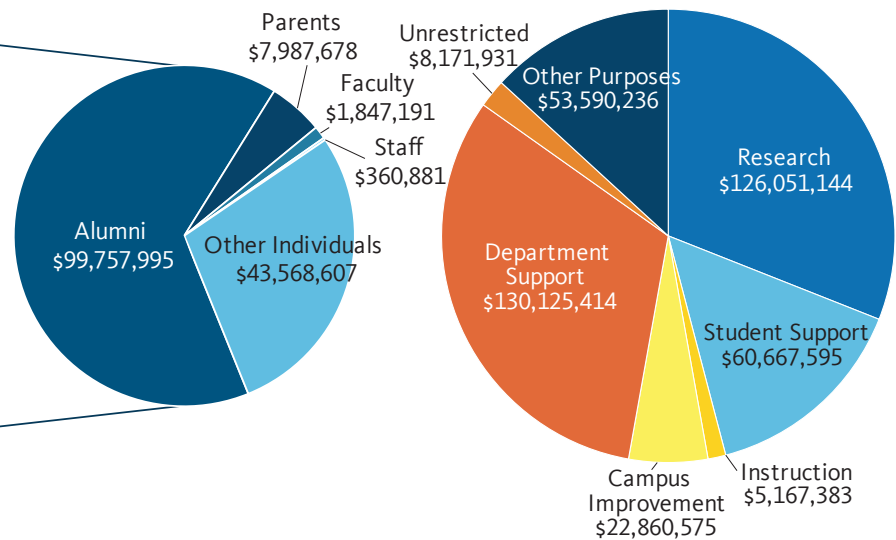
Total giving



Gift source



Gift purpose



Reporting conventions

	12-13	13-14	14-15	15-16	16-17	2016-17 Totals
Cash (CAE)	PLEDGE PAYMENTS					
	\$118,437,761	\$121,717,301	\$68,717,896	\$65,882,806	\$72,556,318	\$406,634,278
Accrual (REGENTS)	NEW OUTRIGHT GIFTS					
	\$228,280,733	\$273,510,851	\$305,385,568	\$308,807,291	\$334,077,960	\$403,504,286
	NEW PLEDGES					
	\$92,977,680	\$74,484,830	\$62,384,243	\$91,433,770	\$69,426,326	



DAVIS 2016-17

The University of California, Davis, raised more than \$250 million in gifts and pledges during the 2016-17 fiscal year, making it the largest donation total in a single fiscal year in UC Davis' 109-year history. This success builds upon the momentum of the previous fiscal year's \$226 million record-breaking total. By cash reporting standards, UC Davis raised \$164.6 million; by accrual reporting standards, the university raised \$185.1 million.

"I would like to thank our alumni and donors for pursuing their philanthropic passions at UC Davis," said Shaun Keister, vice chancellor of development and alumni relations. "Your unmatched generosity supports UC Davis' excellence in research, creative work, health care and education, all of which greatly benefit our region and the world."

Fundraising markers of success were up for the second year in a row at UC Davis.

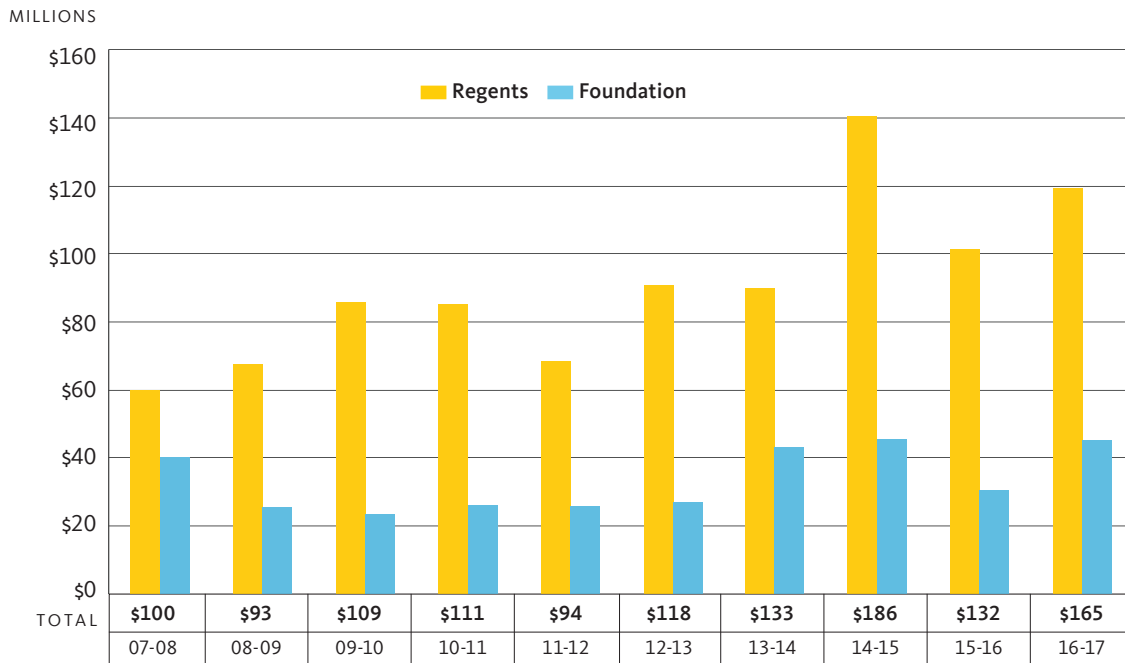
There were 35,927 donors to the university this fiscal year, up nearly 2,300 donors from 2015-16. This increase is in part due to the university's first-ever Give Day, themed "Every Aggie Counts: Together We Add Up," a 29-hour event that helped UC Davis achieve record performance for annual giving. Give Day raised more than \$1.2 million from 3,025 gifts and demonstrated that together, alumni, students, parents, faculty, staff, friends, and grateful patients and clients can make a difference.

UC Davis alumni gave more than \$30 million this year, of which nearly \$14 million went to student support, making alumni the top donor group to support UC Davis students. Among the university's 10 colleges and schools and other units, the College of Agricultural and Environmental Sciences, UC Davis Health and the School of Veterinary Medicine raised the largest amounts: \$57.9 million, \$57.1 million and \$55.7 million, respectively.

Gifts from the year include:

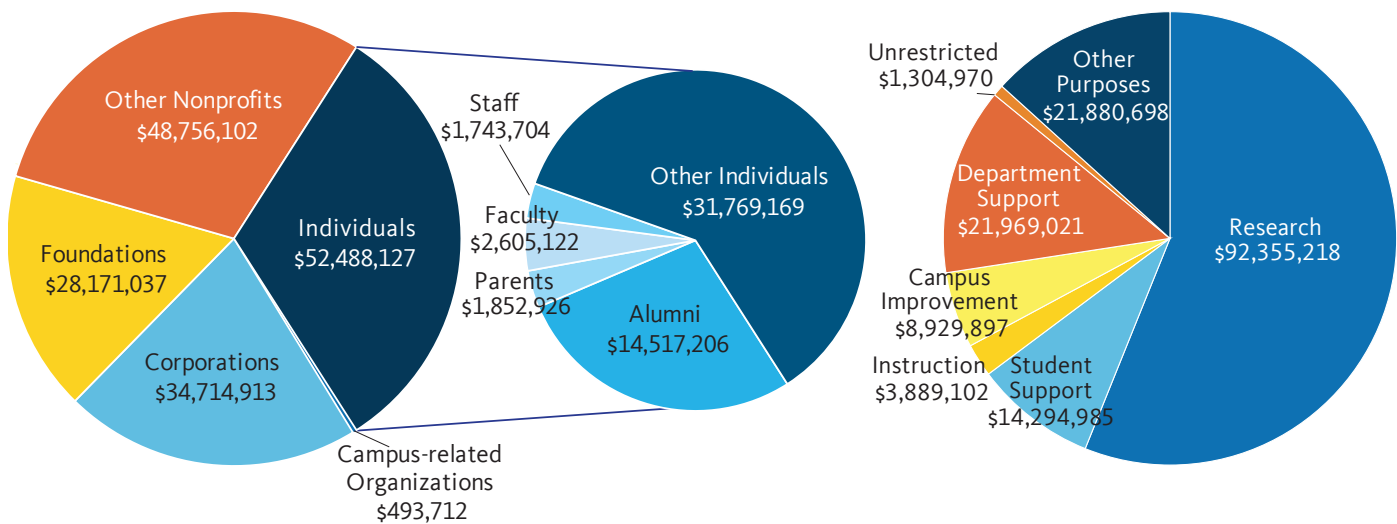
- The Betty Irene Moore School of Nursing at UC Davis launched a new Family Caregiving Institute, dedicated to the well-being of those who care for others, with a \$5 million grant from the Gordon and Betty Moore Foundation.
- UC Davis Health received a \$2.6 million gift from the estate of the late Robert H. Putnam to the Department of Psychiatry and Behavioral Sciences, establishing the Robert H. Putnam Endowed Chair in Bipolar Disorders Research and the Dwight Swaback M.D. Bipolar Disorders Research Fund.
- Ken Grossman of Sierra Nevada Brewing Co. and his wife, Katie Gonser, presented the university with a \$2 million gift to support the university's renowned brewing science program. The gift establishes an endowment to provide ongoing funding for a full-time staff brewing position, focused on hands-on brewing education.
- Mohini Jain, philanthropist, retired teacher and resident of Davis, made a \$1.5 million gift to advance the study of Jainism, one of the world's most revered and ancient philosophies. The gift will establish the Mohini Jain Presidential Chair for Jain Studies in the Department of Religious Studies.

Total giving



Gift source

Gift purpose



Reporting conventions

	12-13	13-14	14-15	15-16	16-17	2016-17 Totals
Cash (CAE)	PLEDGE PAYMENTS					
	\$19,826,717	\$25,410,235	\$70,402,547	\$23,567,510	\$18,590,472	\$164,623,891
Accrual (REGENTS)	NEW OUTRIGHT GIFTS					
	\$97,987,673	\$108,052,362	\$115,802,462	\$108,086,378	\$146,033,419	\$185,070,172
	NEW PLEDGES					
	\$26,847,458	\$21,342,314	\$48,352,171	\$88,457,445	\$39,036,753	



IRVINE 2016-17

For the second year in a row, UC Irvine more than doubled its fundraising totals, receiving a record-breaking \$320 million (accrual), or \$97.1 million (cash), and making 2016-17 the best year in the university's fundraising history.

"This is a historic time for UC Irvine," said Brian Hervey, vice chancellor for university advancement and alumni relations. "Generous donors are opening the doors of access to a world-class education for our students while also driving innovations in technology, research and health."

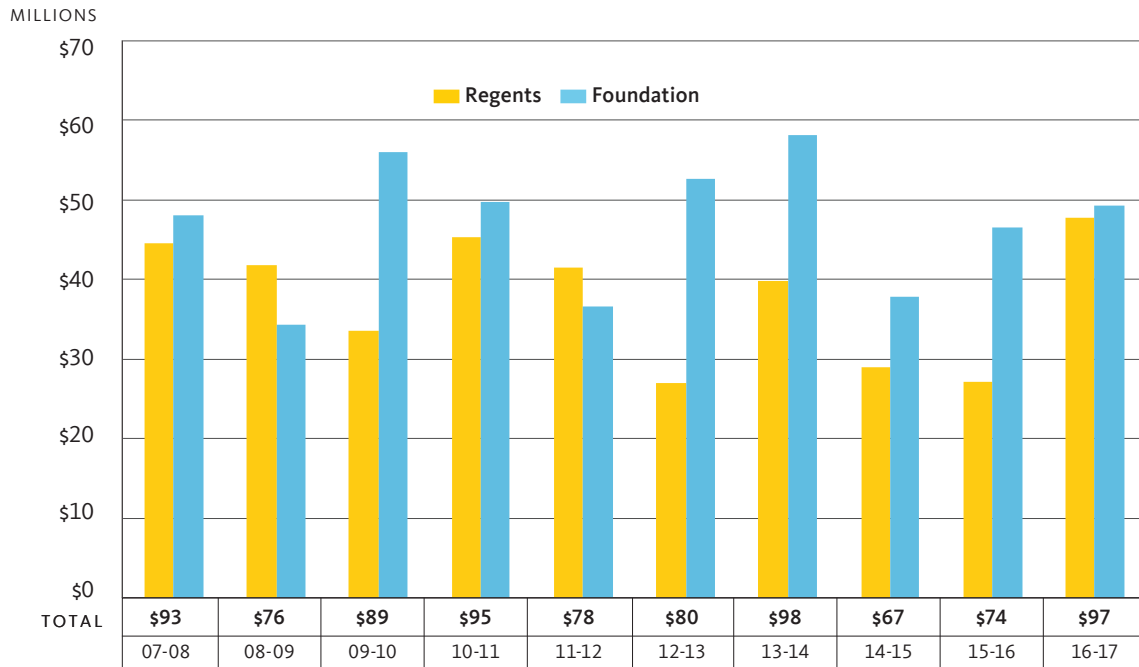
This incredible success is highlighted by the largest private donation ever to UC Irvine — a \$200 million gift from Susan and Henry Samuelli, longtime campus partners, to name a first-of-its-kind College of Health Sciences focused on interdisciplinary integrative health. The Susan and Henry Samuelli College of Health Sciences will include the Susan Samuelli Integrative Health Institute as well as UC Irvine's School of Medicine, Sue & Bill Gross School of Nursing, School of Pharmacy and School of Population Health. The far-reaching donation — the seventh-largest to a single public university — will position UC Irvine as a bold, new leader in population health, patient care, education and research.

Compared to last year, UC Irvine logged a 46 percent increase in gifts from alumni and a 73 percent increase in first-time donors.

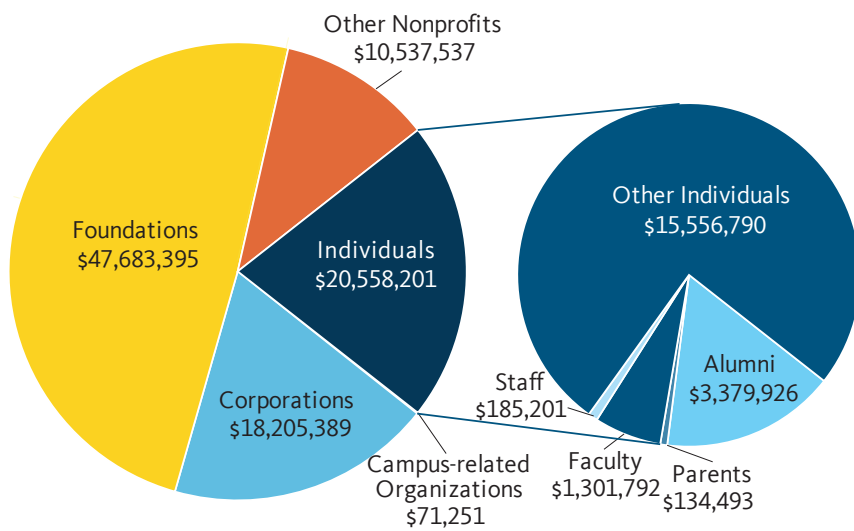
Other philanthropic initiatives and newsworthy gifts of 2016-17 include:

- The university's first-ever Giving Day on April 12 raised \$1.4 million to support students, research and innovative programs across campus. Giving Day donations poured in from 1,600 benefactors in over 30 states and nine countries within just 24 hours. A large portion of the gifts came from UC Irvine alumni. With engagement from students, alumni, faculty, staff, parents and friends, #UCIGivingDay was the second-most trending hashtag on Twitter, with more than 42.5 million impressions.
- A generous donation of remarkable California impressionist paintings from The Irvine Museum inspired plans for an art museum on campus. Valued at nearly \$20 million, this is the largest single gift of art to date to UC Irvine.
- The Samuelli Foundation donated \$30 million to help fund a state-of-the-art convergent science building. This will enable UC Irvine to conduct large-scale, collaborative and cross-disciplinary research in engineering, computing and physical sciences.
- The Chao Family Comprehensive Cancer Center, one of only 49 National Cancer Institute-designated comprehensive cancer centers in the nation, benefited from several noteworthy gifts, including \$5 million from the Chao family to establish two endowed chairs. Additionally, UC Irvine's inaugural Anti-Cancer Challenge: Cycle & Run for Cures event raised more than \$600,000 for lifesaving cancer research at the center. The majority of donations (75 percent) were from first-time donors to the university.

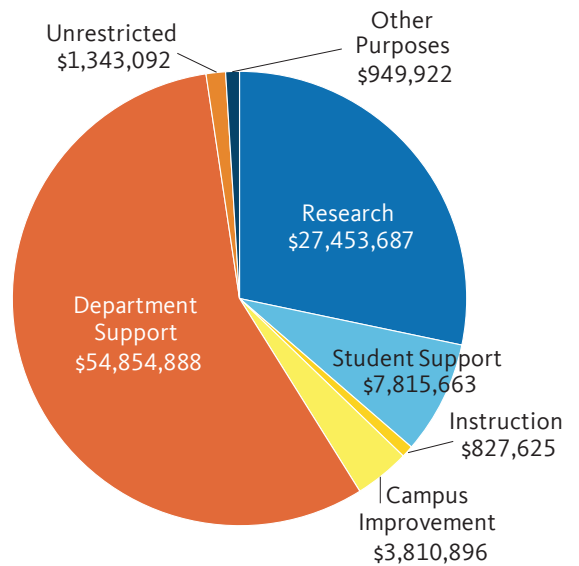
Total giving



Gift source



Gift purpose



Reporting conventions

	12-13	13-14	14-15	15-16	16-17	2016-17 Totals
Cash (CAE)	PLEDGE PAYMENTS					
	\$20,847,037	\$31,333,677	\$13,751,857	\$22,659,681	\$14,887,053	\$97,055,773
Accrual (REGENTS)	NEW OUTRIGHT GIFTS					
	\$58,740,622	\$66,568,732	\$52,865,125	\$50,996,875	\$82,168,720	\$320,129,371
	NEW PLEDGES					
	\$18,881,218	\$11,246,729	\$12,643,808	\$81,554,000	\$237,960,651	



LOS ANGELES 2016-17

Philanthropic partners are helping UCLA reach new heights. In 2016-17, their \$650 million in gifts and pledges pushed the university past its fundraising goal for the fourth consecutive year and established a number of noteworthy records, including \$551 million in cash.

Contributions came from nearly 60,000 donors — including 16,465 who gave for the first time — in all 50 states and 60 countries. Among their 75,870 gifts were a record 5,800 from young alumni and a record 27,300 gifts made online. Although UCLA also closed 104 gifts and pledges of \$1 million or more, its highest total to date, approximately 95 percent of gifts and pledges were less than \$10,000, indicating a promising pipeline.

Setting another record for the university's largest corporate gift, Mattel, Inc. committed \$50 million to UCLA Health to expand UCLA Mattel Children's Hospital and establish a world-class pediatric care center and research hub. With Mattel's support, the hospital will create a "kids-only" system of care focused on improving children's health.

UCLA School of Law received \$5 million toward a previously announced \$20 million commitment to launch the Promise Institute for Human Rights. Dr. Eric Esrailian, MPH '06, a faculty member at David Geffen School of Medicine at UCLA, spearheaded the effort.

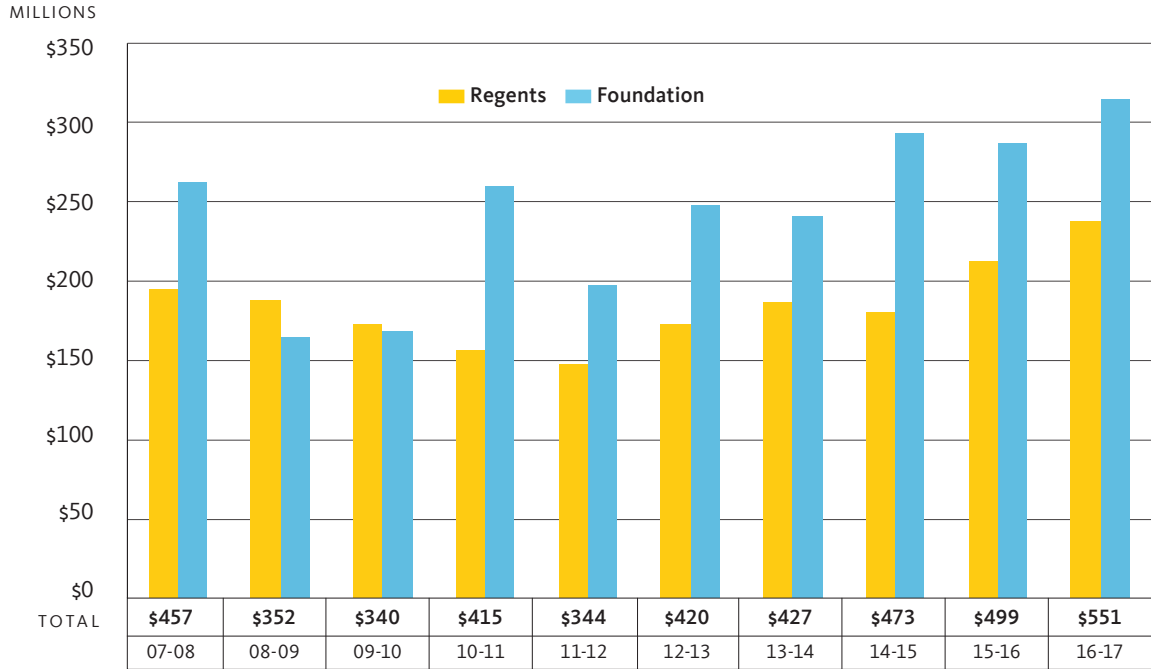
Another \$20 million gift from the Samueli Foundation will provide opportunities for more students from a variety of backgrounds in UCLA Henry Samueli School of Engineering and Applied Science. The gift will fund scholarships and internships for up to 50 freshmen annually.

In fact, one of the year's campus-wide priorities was raising student support. The UCLA Chancellor's Centennial Scholars Match raised \$54.7 million for undergraduate scholarships, internship resources and student affairs programs.

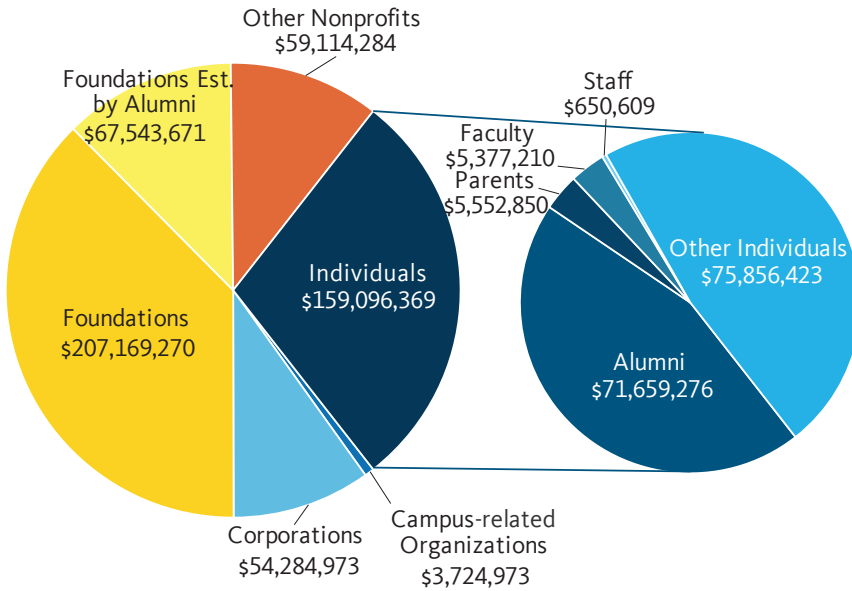
This year also advanced plans for physical growth. The Hammer Museum at UCLA — one of L.A.'s cultural treasures — announced a multiyear transformation plan to renovate and expand its facility by 2020. The Rape Foundation donated a 19,000 square-foot building valued at \$12.2 million to help UCLA's Stuart House care for children who have experienced sexual abuse. The university also celebrated new donor-supported facilities: The Meyer and Renee Luskin Conference Center opened in August 2016, followed by Geffen Hall, UCLA's new home for medical education, in January 2017.

The 2016-17 fiscal year marked the start of the second half of The Centennial Campaign for UCLA, which has raised 80 percent of its \$4.2 billion goal since its public launch in May 2014. Approaching the university's 100th anniversary in 2019, the campaign is clearly inspiring students, alumni, faculty and friends to strengthen UCLA for a second century of success.

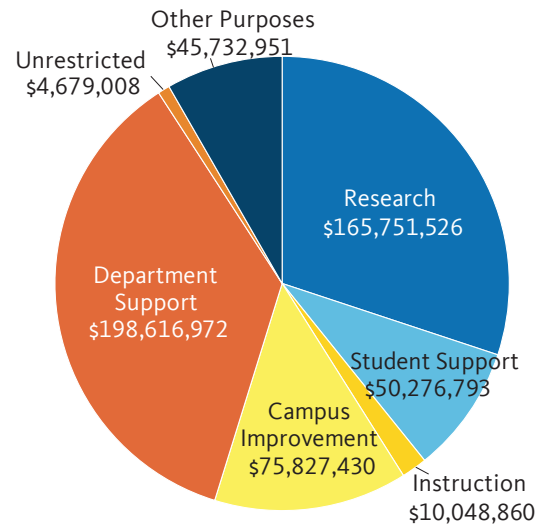
Total giving



Gift source



Gift purpose



Reporting conventions

	12-13	13-14	14-15	15-16	16-17	2016-17 Totals
Cash (CAE)	PLEDGE PAYMENTS					
	\$140,987,659	\$151,474,162	\$220,875,910	\$213,374,757	\$233,801,639	\$550,933,540
Accrual (REGENTS)	NEW OUTRIGHT GIFTS					
	\$278,659,021	\$275,781,314	\$251,946,076	\$285,425,539	\$317,131,901	\$649,571,314
	NEW PLEDGES					
	\$233,413,810	\$281,349,387	\$391,455,133	\$378,555,244	\$332,439,413	



MERCED 2016-17

UC Merced received \$4.6 million (cash) or \$4 million (accrual) in private gifts during the 2016-17 fiscal year. The campus's annual giving campaign to raise money for scholarships and fellowships contributed to the overall fundraising effort.

This was the third year UC Merced took part in the global Giving Tuesday event focusing on charitable giving. The campus received more than \$700,000 in gifts and matching funds during the campaign, surpassing its \$500,000 goal. Nearly 750 individuals — including students, staff, faculty, alumni and community members — participated, and many donated more than once throughout the day.

The concerted effort led to raising more than twice as much as last year. First-time donors increased 114 percent over 2016 numbers, an indication of the power of Giving Tuesday to entice new donors into charitable giving.

Thanks to the generous support of long-time campus donors Foster Poultry Farms and Wells Fargo, Giving Tuesday gifts were eligible to receive a 3:1 match, quadrupling donations received toward several scholarship and fellowship funds benefitting a variety of campus programs and academic areas.

Strong campus community support was a large factor in the increase this year:

The University Friends Circle, a community group established to forge strong relationships between UC Merced and surrounding communities, generated more than \$103,000 after matching funds toward its scholarship supporting UC Merced undergraduate students.

School-based scholarships and scholarships supporting undocumented students and foster youth also received strong support.

A matching gift from an anonymous donor helped endow the Will Shadish Memorial Graduate Student Fellowship, created by faculty members in honor of the founding professor who died in 2016. The fund generated more than \$68,000 in gifts and match funds.

The Giving Tuesday campaign was also the catalyst for the campus's first alumni and student endowments. During last year's campaign, four alumni and one student each committed \$10,000 to establish scholarship endowments benefitting UC Merced students. Their gifts will be matched to create \$40,000 funds.

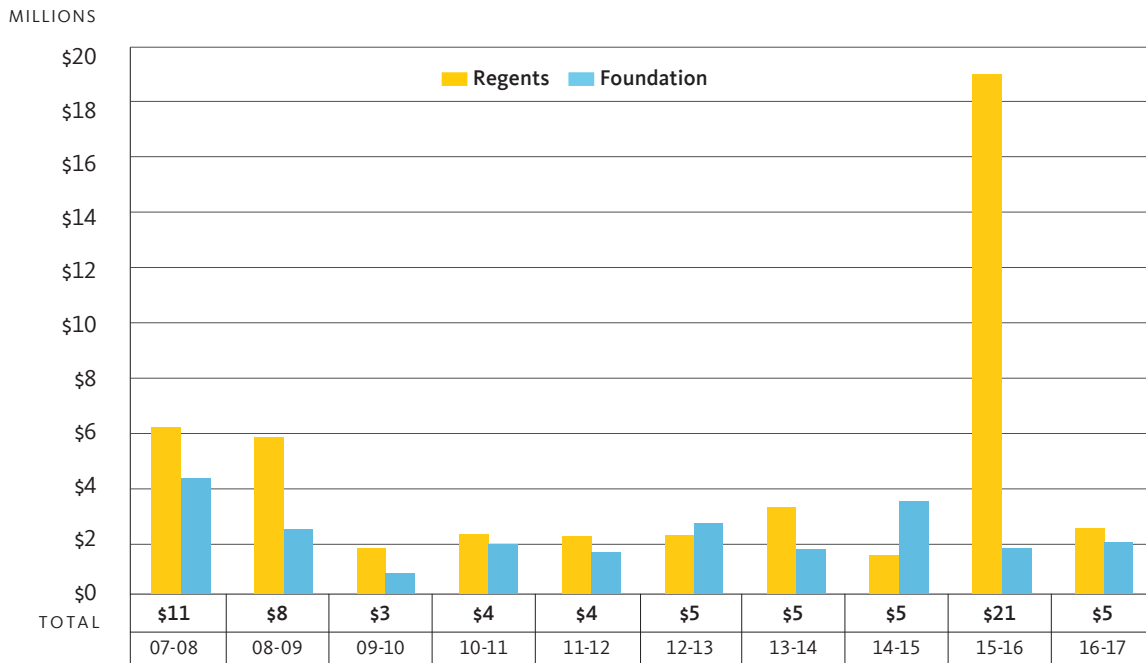
Though the campaign attracted several large gifts, Alumni Relations Executive Director Chris Abrescy said the matching funds made no gift seem too small, offering a major incentive for many people to get involved.

"A \$5 pledge was multiplied to \$20, and we had a lot of students show up at our headquarters to donate anywhere from \$1 to \$20," he said.

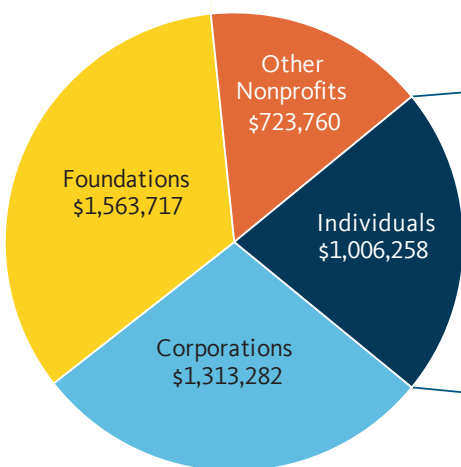
After the match, contributions from current students totaled more than \$50,000. A total of 215 current students gave close to 250 gifts online and in person.

The campus hopes to continue building a culture of philanthropy on campus through campaigns like Giving Tuesday.

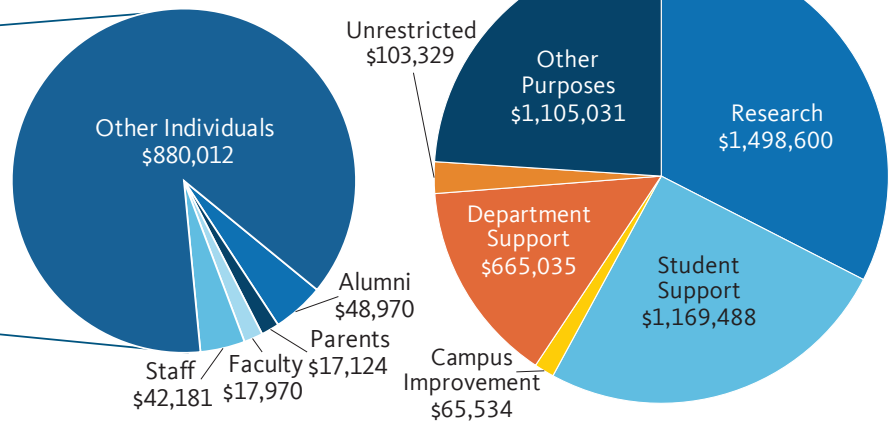
Total giving



Gift source




Gift purpose



Reporting conventions

	12-13	13-14	14-15	15-16	16-17	2016-17 Totals
Cash (CAE)	PLEDGE PAYMENTS					
	\$2,098,962	\$2,127,447	\$1,678,982	\$865,686	\$1,101,326	\$4,607,017
Accrual (REGENTS)	NEW OUTRIGHT GIFTS					
	\$2,941,107	\$2,996,253	\$3,475,978	\$19,975,744	\$3,505,691	\$4,020,379
	NEW PLEDGES					
	\$1,488,470	\$1,185,021	\$1,908,430	\$915,333	\$514,688	



RIVERSIDE 2016–17

The 2016-17 fiscal year was historic for the University of California, Riverside as it launched the public phase of its first-ever comprehensive fundraising campaign. The campaign goal is \$300,000,000 more than half of which had been raised before the public phase began; the campaign will conclude at the end of 2020.

“Living the Promise: The Campaign for UC Riverside” will grow resources to strengthen support for student success, faculty research and creativity, and community engagement. Campaign fundraising efforts are focused on six key themes comprising “Solutions That Change Lives”:

Social Innovation & Empowerment — strengthening our social fabric through quality education, robust public policy and community engagement

New Voices and Visions – expressing and celebrating our humanity through the visual and performing arts and nurturing voices from across the rich tapestry of society

Health and Wellness — advances in the study of human health, reducing healthcare disparities, and promoting prevention and wellness

From Genomics to Harvest — the basic science, cultivation, and production of plants and food

Emerging Technologies — innovations that enrich how we experience and interact with our world

Renewable Nature — the environment, energy, and sustainable development for a healthier planet

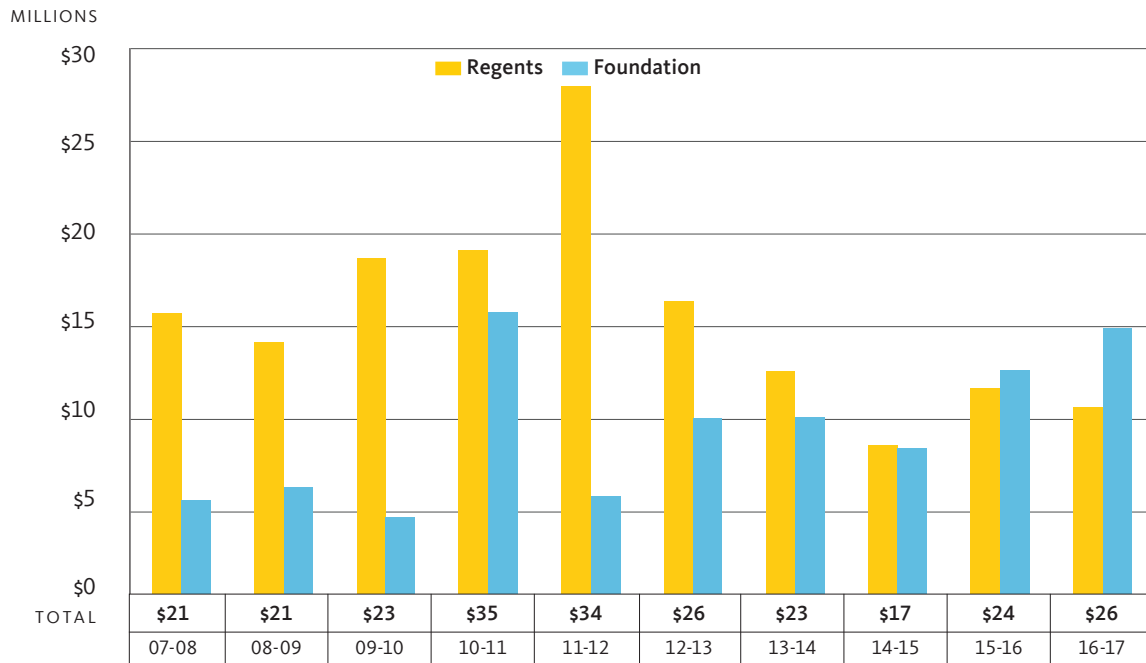
Each priority enjoyed the spotlight when the campus hosted thematic symposia featuring the contributions and scholarship of faculty and students related to that topic. In addition, regional events throughout California and around the country fueled excitement about the campaign with alumni and friends near and far.

Campaign momentum has built since the public launch, leading to major gifts from UCR alumni and philanthropists Byron and Teresa Pollitt who this year established three term professorships that will support interdisciplinary research in the humanities and social sciences at UC Riverside. The UC Riverside ARTSblock received 25 works of art from Los Angeles-based collectors Ernest and Elaine Nagamatsu, continuing to build the collection and add to the cultural richness of the campus and downtown Riverside. A generous gift from an alumna created the David Shulman Endowed Excellence in Teaching Award in the UC Riverside School of Business. An inaugural appointment made professor Joseph Kahne the Ted and Jo Dutton endowed presidential chair for education policy and politics in the Graduate School of Education, providing support for research on how educational programs and policies can influence the quality, quantity, and equality of youth civic and political development and participation.

Total private support received by UC Riverside this year was \$25.6 million (cash received)/\$22.5 million (outright gifts and new pledges). Although not included in these figures, many generous alumni and donors have supported The Campaign for UC Riverside in their estate plans.

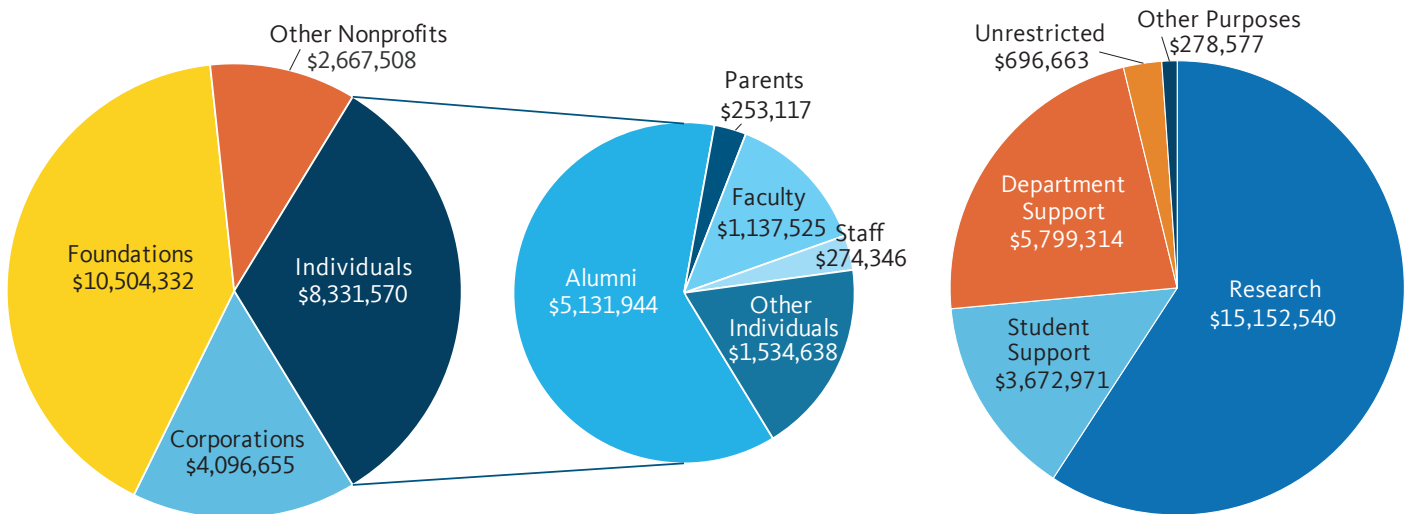
Total UC Riverside Foundation endowed fund returns of 19.07 percent surpassed the strategic benchmark by almost 200 basis points and represented the strongest performance in the system.

Total giving



Gift source

Gift purpose



Reporting conventions

	12-13	13-14	14-15	15-16	16-17	2016-17 Totals
Cash (CAE)	PLEDGE PAYMENTS					
	\$10,536,491	\$1,768,696	\$4,262,900	\$8,775,718	\$6,692,632	\$25,600,066
Accrual (REGENTS)	NEW OUTRIGHT GIFTS					
	\$15,899,081	\$20,924,184	\$12,800,184	\$15,593,455	\$18,907,434	\$22,501,799
	NEW PLEDGES					
	\$4,869,636	\$1,243,238	\$4,596,730	\$12,661,773	\$3,594,364	



SAN DIEGO 2016-17

On March 25, 2017, more than 600 donors, alumni and friends celebrated the public launch of the Campaign for UC San Diego, a \$2 billion comprehensive fundraising effort to transform the student experience, the campus and ultimately the world. Over \$1.4 billion has been raised towards the goal as of June 30, 2017. UC San Diego raised \$261.4 million in private support on the accrual reporting standard in FY 2016-17, a 23 percent increase over the prior fiscal year (\$240.1 million was raised on the cash reporting standard).

UC San Diego is known for its cutting-edge research, and \$133 million — over 50 percent of the private support raised in fiscal 2016-17 — was given in support of research. Foundations were the largest source of private support to UC San Diego, providing 40 percent or \$105 million.

To help scientists learn more about the composition and benefits of human breast milk, the Switzerland-based Family Larsson-Rosenquist Foundation made a \$10.5 million gift, including \$10 million to establish an endowment, making UC San Diego home to one of the world's few centers dedicated to human milk research. The campus created the binational Tata Institute for Genetics and Society with a \$70 million commitment from the Tata Trusts, \$35 million of which is directed to UC San Diego to support interdisciplinary research to advance global science and technology through socially conscious means.

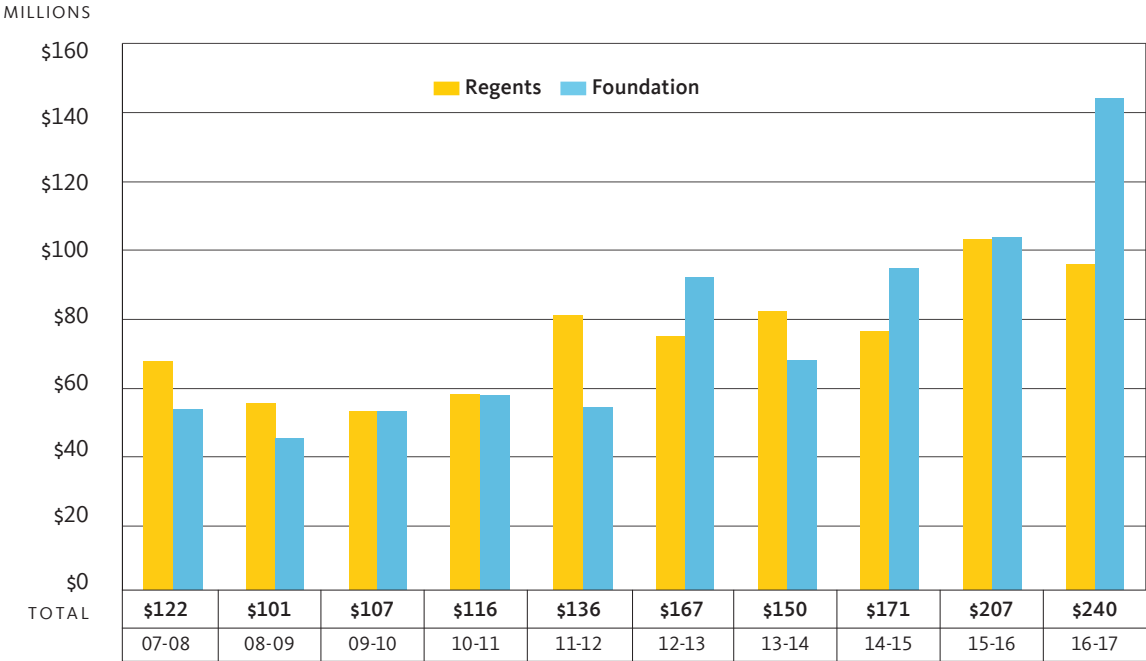
The largest beneficiary of private support at UC San Diego was health sciences, with donors designating a total of \$148.6 million, an increase of 59 percent over last year. A gift of \$3.2 million from Susan and Mark Mulzet will fund important studies at UC San Diego Health Head and Neck Cancer Center, and the Kimmelman Family contributed \$3 million to support the immunotherapy program at Moores Cancer Center.

UC San Diego saw a 50 percent increase in endowed gifts, which totaled \$58.8 million. In addition to an already significant endowment he created with gifts during his lifetime, the estate of Richard ("Dick") Krupp added in 2016-17 gifts in excess of \$10 million to the Krupp Endowment to support the Centers for Integrative Health at UC San Diego.

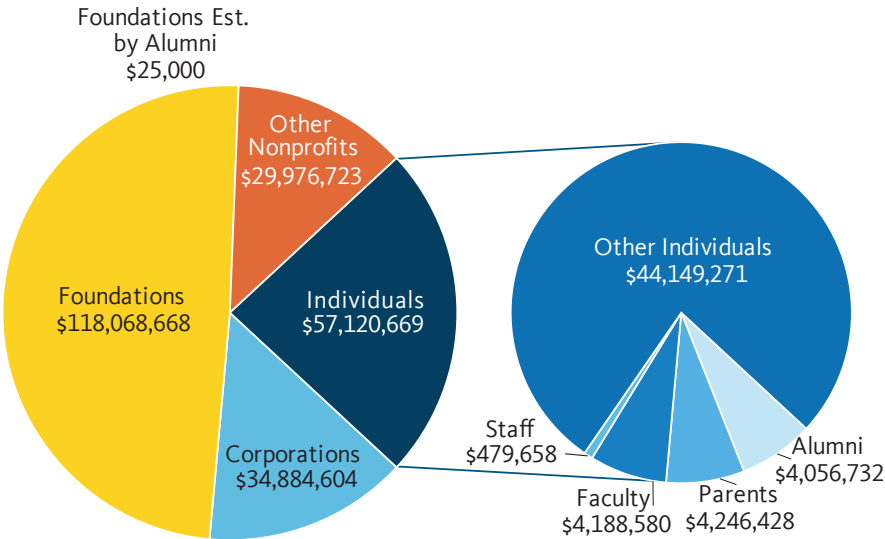
In FY 2016-17, Karen and Jeff Silberman created the Chancellor's Associates Inspiration Challenge, a gift of \$1 million that will provide a dollar-for-dollar match to help increase the program, which supports the Chancellor's Associates Scholarship initiative to improve the pathway for all qualified students to achieve a higher education.

Donors gave \$16.5 million for student support, including \$500,000 provided by Mary Matthews to establish an endowed graduate fellowship for doctoral students at Scripps Institution of Oceanography, and Pauline Foster's \$2.5 million legacy gift to the Rady School of Management to fund fellowships.

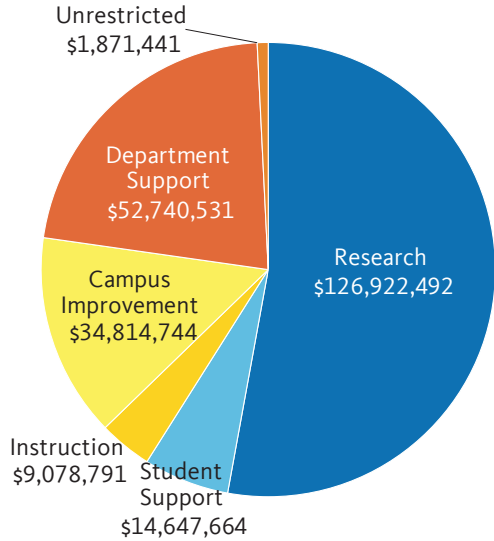
Total giving



Gift source




Gift purpose



Reporting conventions

	12-13	13-14	14-15	15-16	16-17	2016-17 Totals
Cash (CAE)	PLEDGE PAYMENTS					
	\$21,567,848	\$19,420,957	\$43,758,260	\$44,093,112	\$48,381,016	\$240,075,664
Accrual (REGENTS)	NEW OUTRIGHT GIFTS					
	\$145,835,727	\$131,025,021	\$127,301,026	\$162,779,554	\$191,694,648	\$261,379,146
	NEW PLEDGES					
	\$4,530,369	\$17,283,836	\$50,164,723	\$50,149,646	\$69,684,498	



SAN FRANCISCO 2016–17

Supported by nearly 33,000 donors — a 35 percent increase over fiscal year 2016 — UCSF raised more than \$957 million in gifts, grants and pledges in FY 2017, including \$422 million in cash, support that will propel advances in health worldwide.

Donors showed their commitment to training the next generation of scientists and health care leaders, with instructional support nearly doubling. Annual giving rose almost 12 percent to nearly \$24 million. This included \$1.1 million from grateful patients, a 43 percent increase since FY 2015. UCSF employees donated more than \$2 million.

Partnerships helped launch initiatives that will aid in eradicating some of the world’s most common and deadly diseases, including:

- A \$600 million commitment from Facebook CEO and founder Mark Zuckerberg and his wife, pediatrician Priscilla Chan, M.D. ‘12, to launch the Chan Zuckerberg Biohub, an independent collaboration involving UCSF, Stanford and UC Berkeley. Headquartered next to UCSF’s Mission Bay campus, the Biohub was the initial investment of the Chan Zuckerberg Initiative, which seeks to cure, prevent or manage all diseases by 2100.
- A grant of nearly \$30 million by the Bill & Melinda Gates Foundation toward eradicating malaria in southern Africa and the Asia Pacific.

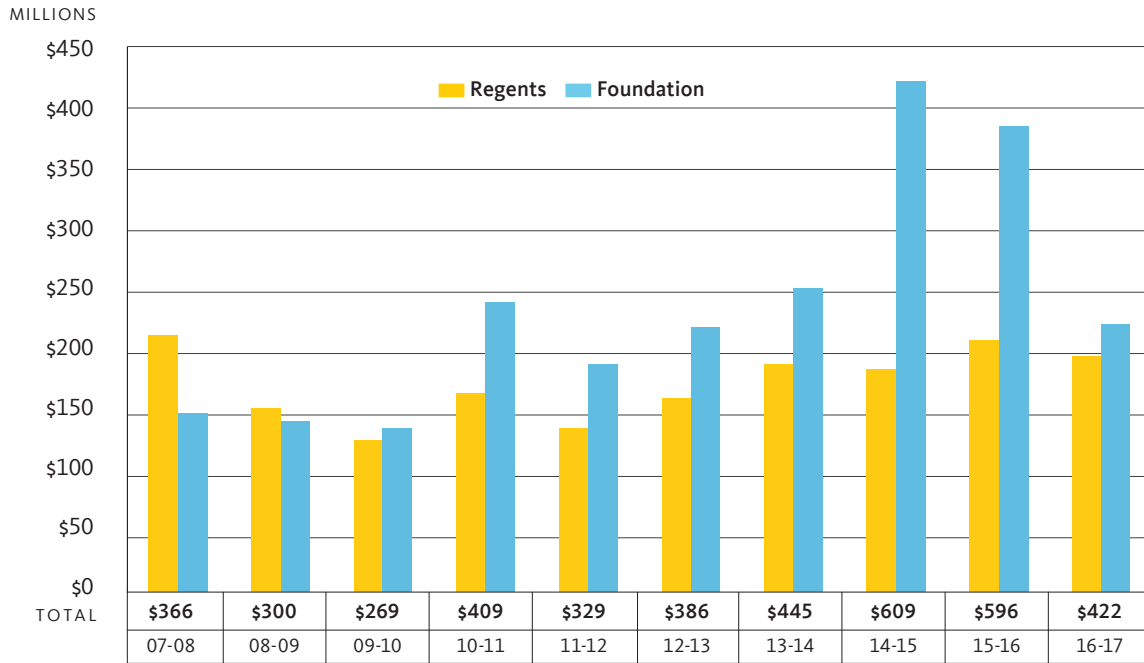
UCSF supporters are helping us attract and retain the world’s most proven and promising talent. Notable gifts included:

- A \$500 million gift by the Helen Diller Foundation, the largest single donation in university history, which increases UCSF’s \$2.25 billion endowment by 18 percent. Most of the gift — \$400 million — will establish endowments in Helen Diller’s name to support UCSF faculty members and students, a critical university goal.
- A \$50 million gift by the late William K. Bowes Jr. brought his overall giving to UCSF to \$100 million. The Bowes Biomedical Investigator Program, established by this gift, provides a five-year stream of \$250,000 per year to an elite cadre of early- and mid-career faculty members.
- Two \$500,000 gifts received matching funds from the UC Office of the President to establish Presidential Chairs: Sonja and William H. Davidow created the Barbara Durand Presidential Chair in Nursing, and John and Melinda Baum established the Baum Family Presidential Chair for Experiential Learning in the School of Medicine.

UCSF continues blazing new trails in neuroscience and digital health, efforts boosted by substantial gifts including:

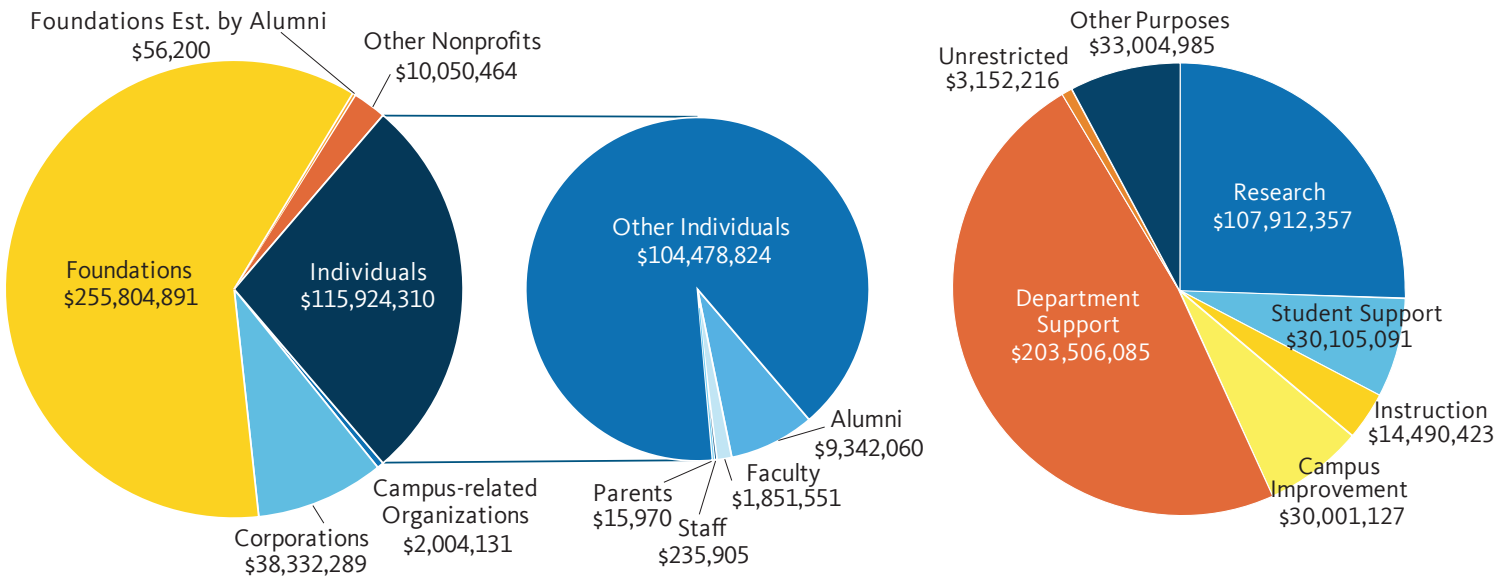
- A \$10 million pledge by General Atlantic Group Limited to construct the building that will house the Global Brain Health Institute, funded by Atlantic Philanthropies, and the UCSF Weill Institute for Neurosciences, catalyzed by Joan and Sandy Weill’s \$185 million gift in FY 2016.
- A \$12.2 million grant from Cisco Systems, Inc. to support the Center for Digital Health Innovation in conducting research related to digital health, health care analytics and health informatics.

Total giving



Gift source

Gift purpose



Reporting conventions

	12-13	13-14	14-15	15-16	16-17	2016-17 Totals
Cash (CAE)	PLEDGE PAYMENTS					
	\$156,283,574	\$126,229,382	\$187,071,273	\$154,006,986	\$128,460,076	\$422,172,285
Accrual (REGENTS)	NEW OUTRIGHT GIFTS					
	\$229,461,801	\$318,708,841	\$421,508,328	\$441,933,085	\$293,712,208	\$957,341,154
	NEW PLEDGES					
	\$39,867,381	\$261,739,387	\$264,938,188	\$305,157,988	\$663,628,945	



SANTA BARBARA 2016–17

For the third consecutive year, UC Santa Barbara has reached or surpassed \$100 million in fundraising, receiving a total \$144 million in gifts and pledge payments for fiscal year 2017. The totals include slightly over \$10 million in irrevocable planned gifts and \$89 million in gifts of cash and stock, gifts in-kind, other planned and estate gifts and new pledges. Since 2011, yearly donations to the campus have more than doubled due to philanthropic support.

Sustained annual fundraising at such high levels allows the campus to develop new programs; foster groundbreaking research; bolster facilities; and recruit, retain and nurture faculty, students and staff. Private gifts and grants to UC Santa Barbara account for roughly 10 percent of the university's overall budget.

Growing the UC Santa Barbara endowment is a crucial goal for the campus. Since 2011 UC Santa Barbara has seen a 50 percent increase to its endowment — from \$211 million then to \$320 million in the last year. A measurable portion of that growth reflects funding for 10 new endowed chairs, which serve as a critical tool in recruiting and retaining the top faculty that are essential to the university's success.

Leadership gifts of \$1 million or more have become the hallmark of philanthropy to UC Santa Barbara, accounting for \$50 million in 2017 alone. The single largest donation was \$10 million to establish the Discovery and Environmental Research Initiative, investing in teaching, research and a future brain trust focused on solving major environmental and societal issues. The initiative enhances collaborations between the Bren School of Environmental Science & Management, the Division of Science and the College of Engineering, including the Institute for Energy Efficiency.

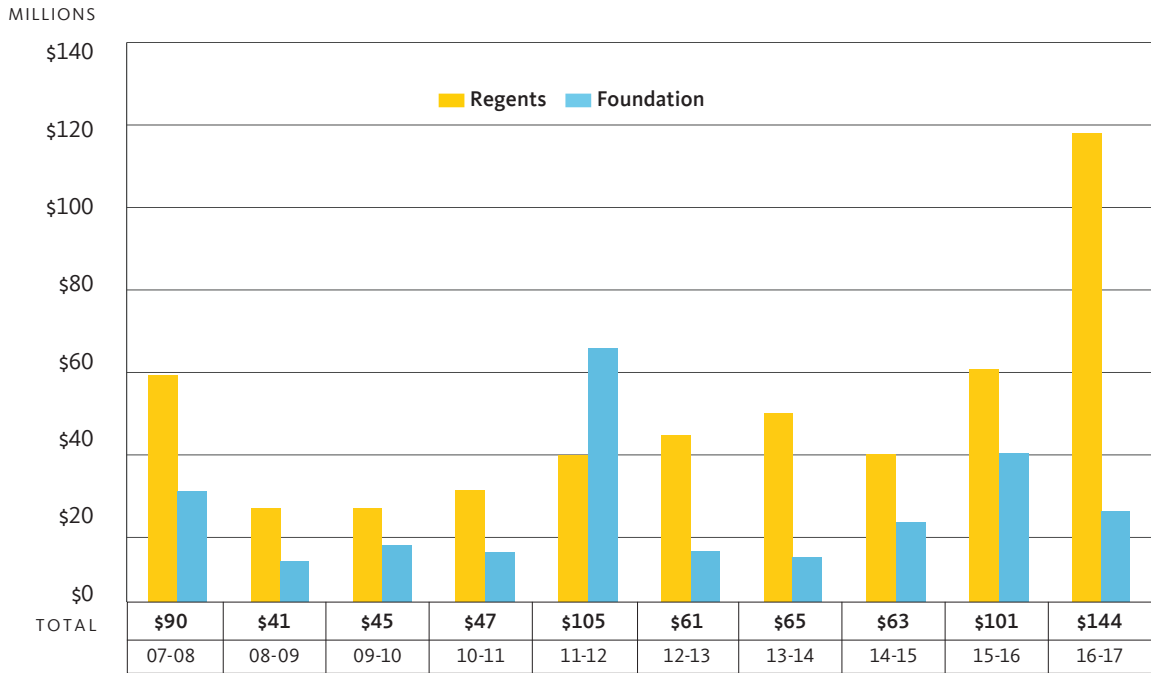
Among many other notable gifts from the past year were \$6 million to establish a research center and support student fellowships at UC Santa Barbara's Sedgwick Reserve; \$4 million to endow fellowship support at the Institute for Energy Efficiency; and \$3 million to provide and sustain a unique and comprehensive opera and operetta collection at the UC Santa Barbara Library.

Donations of all sizes help advance the mission of the university, where individual gifts of less than \$10,000 accounted for nearly 95 percent of the total number of commitments received in 2017, confirming that donors understand the value of investing in UC Santa Barbara. International donations are also on the rise, with \$6 million received from donors in other countries.

UC Santa Barbara in the last year saw nearly half of its donations come from alumni, and UCSB First, a student organization that provides grants to other student groups engaged in philanthropic efforts, doubled its endowment, reflecting more awareness of philanthropy among current students.

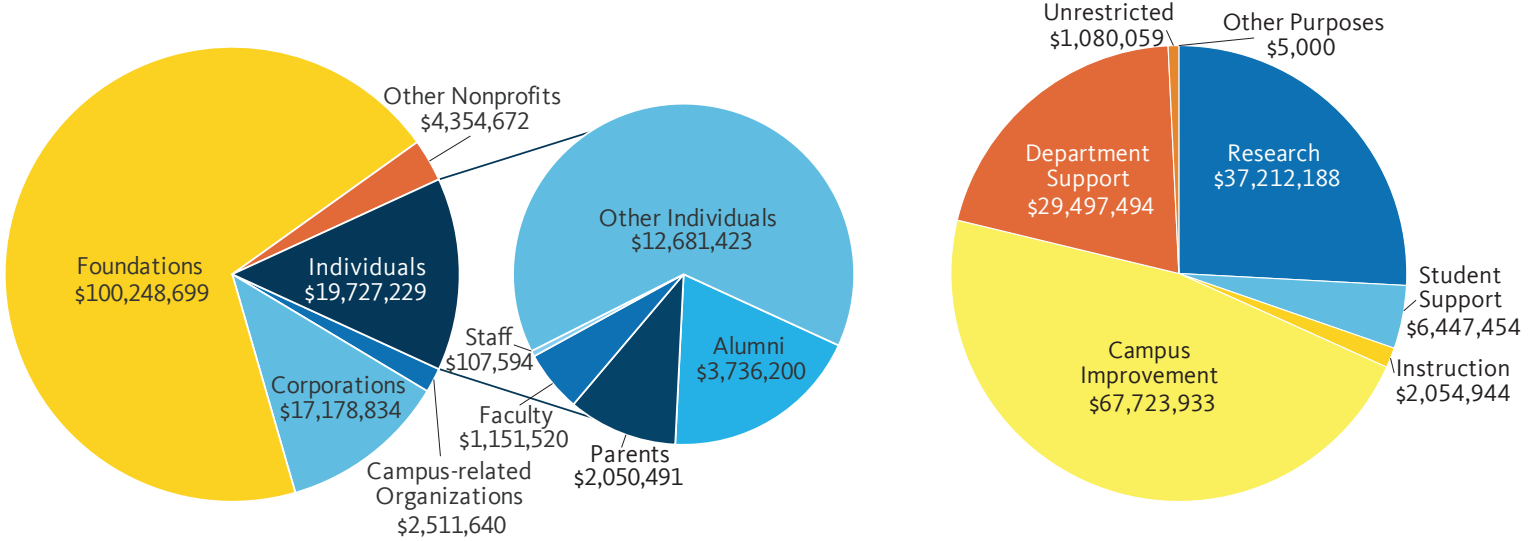
Also in 2017, the campus continued to advance its digital strategies for fundraising, from crowdfunding to dedicated giving days. Online giving to UC Santa Barbara increased almost 50 percent over the last two fiscal years, engaging close to 4,500 donors.

Total giving



Gift source

Gift purpose



Reporting conventions

	12-13	13-14	14-15	15-16	16-17	2016-17 Totals
Cash (CAE)	PLEDGE PAYMENTS \$16,082,159	\$10,497,246	\$13,894,644	\$18,647,427	\$87,191,931	\$144,021,073
	NEW OUTRIGHT GIFTS \$44,568,243	\$54,283,773	\$49,508,886	\$82,379,815	\$56,829,141	
Accrual (REGENTS)	NEW PLEDGES \$7,573,670	\$19,265,925	\$81,603,772	\$33,316,393	\$32,142,293	\$88,971,434



SANTA CRUZ 2016–17

UC Santa Cruz wrapped up its first-ever comprehensive fundraising campaign ahead of schedule. The generosity of alumni and friends drove the effort well beyond the stated goal. The Campaign for UC Santa Cruz raised more than \$335 million, accelerating research and expanding educational opportunities. Achievements include:

- 16 endowed chairs and \$130.7 million for research
- New institutes for arts and sciences and for genomics as well as new centers focused on data and computing
- A new graduate program in coastal science and policy
- \$143.3 million for scholarships, undergraduate education and student programs
- Revitalization of the iconic Quarry Amphitheater

Acquiring new donors stands out as a decisive accomplishment of the campaign. More than 40,000 people made first-time donations, enhanced by Giving Days in 2016 and 2017. For these events, student groups and campus programs inspired online gifts with matches and challenge grants. Giving Day 2017 raised \$533,000 from 4,672 participants, the majority of whom had never donated before. These outcomes promise even greater successes as the event improves and expands.

“The Campaign for UC Santa Cruz has been pivotal for our campus, cementing support for our fearless approach to inquiry and commitment to undergraduate education,” Chancellor George Blumenthal said. “With thousands of gifts from first-time donors, we also have galvanized a culture of philanthropy.”

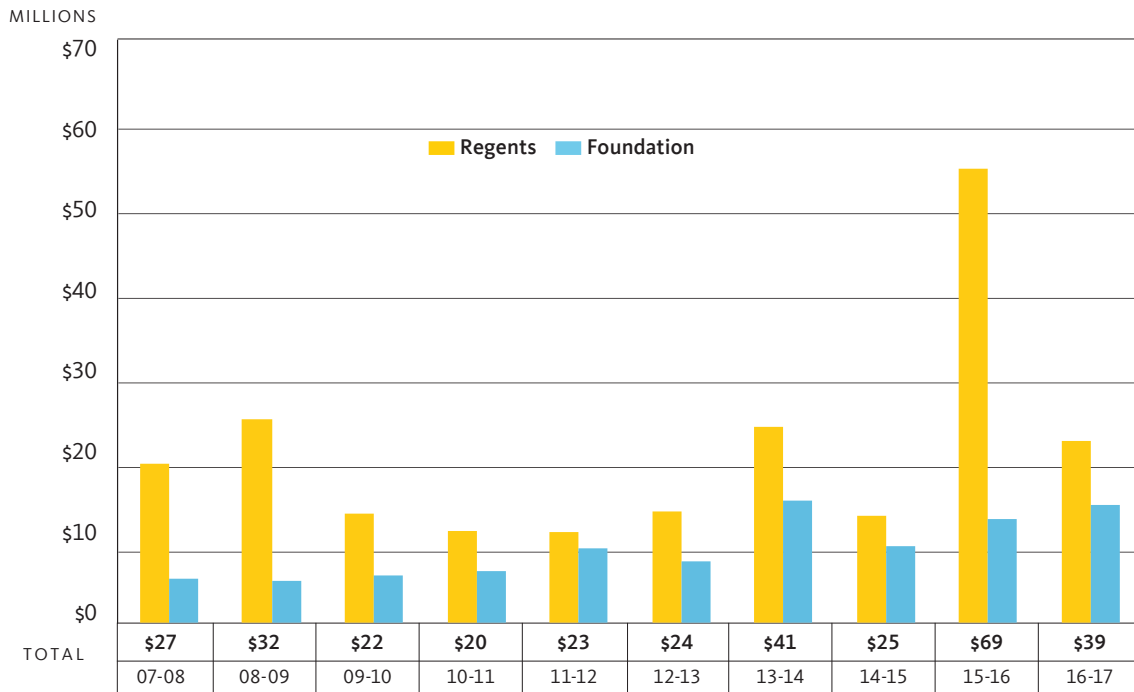
Private support in 2017 will fund the launch of a graduate program in coastal science and policy, combining expertise in ecology, ocean sciences and policy development. Generous donations will provide fellowships for the initial cohort of students. A \$1 million fund named for pioneering marine biologist (and inspiration of novelist John Steinbeck) Edward “Doc” Ricketts will provide programmatic and start-up resources for the new director.

Taking further advantage of matching funds from the UC Office of the President, private donors doubled down on chairs. Entrepreneur Bud Colligan and his wife Rebecca endowed a chair in pediatric genomics, and the Peggy and Jack Baskin Foundation established a new chair in feminist studies. Some additional significant gifts:

- \$5 million planned gift supporting research in molecular, cell and developmental biology
- \$1.5 million Mellon Foundation grant supporting humanities doctoral students
- \$1.4 million planned gift to be used at the chancellor’s discretion

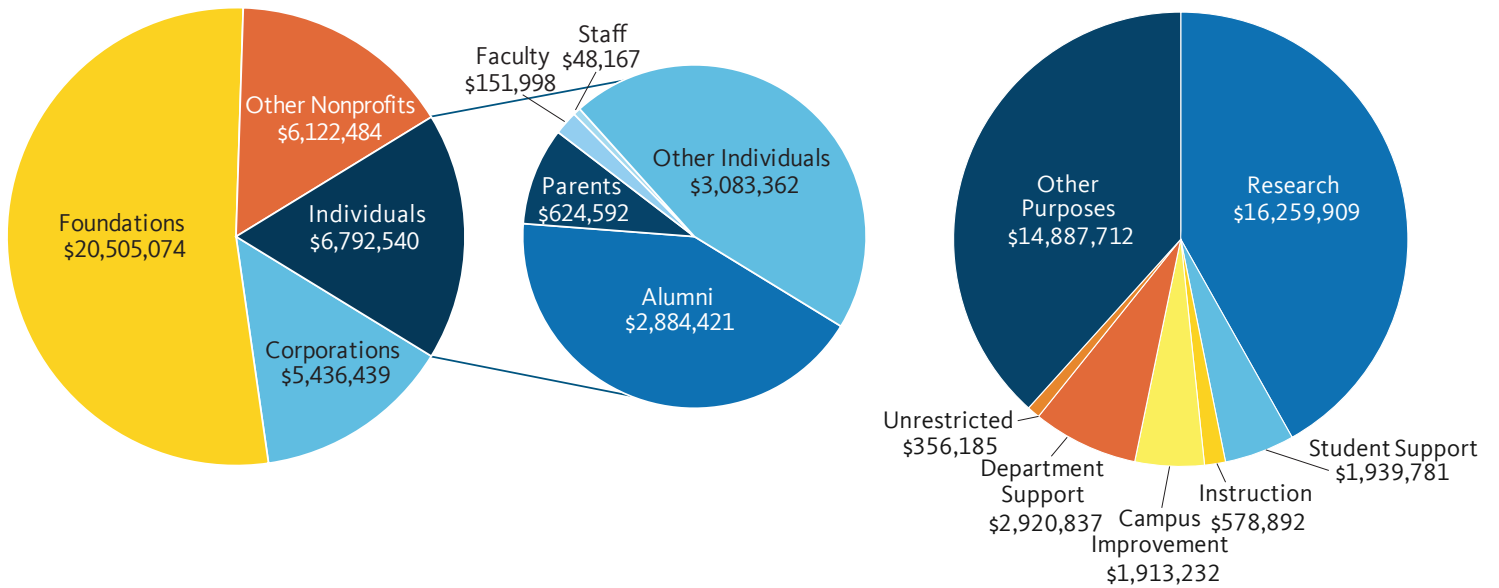
In the last fiscal year, UC Santa Cruz raised \$50.1 million in new campaign commitments. Cash and pledge payments totaled \$38.9 million; pledges and gifts were \$36.3 million. The Campaign for UC Santa Cruz began quietly in 2009, went public in 2013, and closed successfully on June 30, 2017. During these eight years the campus nearly doubled its average annual fundraising.

Total giving



Gift source

Gift purpose



Reporting conventions

	12-13	13-14	14-15	15-16	16-17	2016-17 Totals
Cash (CAE)	PLEDGE PAYMENTS					
	\$8,308,615	\$7,617,102	\$7,489,955	\$13,036,046	\$10,246,239	\$38,856,547
Accrual (REGENTS)	NEW OUTRIGHT GIFTS					
	\$15,482,226	\$33,335,145	\$17,585,717	\$56,193,517	\$28,610,308	\$36,252,704
	NEW PLEDGES					
	\$12,617,982	\$9,593,613	\$11,376,486	\$12,077,760	\$7,642,396	

Campus Foundation Leadership

BERKELEY

University of California Berkeley Foundation

Website: <https://foundation.berkeley.edu/>

Executive Officers

- Chair:** Richard L. Greene '60, J.D. '63, San Francisco
- Vice Chair:** Susan C. Chamberlin, MBA '87, Pleasanton
- Chair, Audit Committee:** Georgia Lee '76, Palo Alto
- Chair, Finance & Administration Committee:** Noel W. Nellis '63, J.D. '66, Berkeley
- Chair, Governance Committee:** Thomas R. Hornaday '63, Phoenix
- Chair, Programs Committee:** Cyrus S. Hadidi '96, Los Angeles
- Chair, Nominating Committee:** James M. Koshland, East Palo Alto
- Immediate Past Chair:** Frank E. Baxter '61, Los Angeles
- BEMCO BOARD MEMBER:** Cyrus S. Hadidi '96, Los Angeles
- BEMCO BOARD MEMBER:** Colleen C. McAndrews '67, Santa Monica

Administrative Officers

- President:** Julie Hooper, Vice Chancellor–University Development and Alumni Relations
- Executive Vice President:** Irene Kim, Assistant Vice Chancellor–Advancement
- Associate Vice President:** Kevin T. Crilly, Director–Gift Planning
- Corporate Secretary:** MiHi Ahn, Executive Director, Foundation Operations
- Treasurer:** Loraine Binion, Executive Director–Finance and Administration
- Assistant Treasurer:** Lina Wang, Director of Accounting Operations

DAVIS

UC Davis Foundation

Website: <http://giving.ucdavis.edu/recognition-resources/uc-davis-foundation/index.html>

Officers and Committee Chairs

- Chair:** Bruce W. Bell '85, Sacramento
- Vice Chair:** Bruce G. West, '71, M.S. '73, Davis
- Chair, Audit Committee:** J. Terry Eager, Davis
- Chair, Global Campaign Leadership Council:** Darryl Goss '83, Indianapolis
- Chair, Finance & Investment Committee:** Guy Benstead '81, Corte Madera
- Chair, Nominating Committee:** Bruce G. West '71, M.S. '73, Davis
- Chair, Stewardship Committee:** Henry Wirz '73, Sacramento
- President:** Shaun Keister, Vice Chancellor–Development and Alumni Relations
- Secretary:** Paul Prokop, Associate Vice Chancellor, Development
- Treasurer:** Tania Walden, Foundation Treasurer/CFO

IRVINE

University of California, Irvine Foundation

Website: www.ucifoundation.org

Officers

- Chair:** Emile K. Haddad, Laguna Hills
- Chair, Athletics Committee:** Salma A. Chehabi '13, Newport Beach
- Chair, Audit Committee:** Dean A. Yoost, Irvine
- Chair, Campaign & Fundraising Committee:** Douglas K. Freeman, J.D., LL.M., Corona del Mar
- Chair, Chair Advisory Committee:** James V. Mazzo, Laguna Beach
- Chair, Donor Relations Committee:** Cheryll R. Ruszat, Newport Beach
- Chair, Finance Committee:** John R. Evans, Irvine
- Chair, Governance Committee:** Richard K. Bridgford, Esq., Newport Coast
- Chair, Government Relations/Advocacy Committee:** Gary H. Hunt, Newport Beach
- Chair, Health Affairs Committee:** Thomas T. Tierney, Coto de Caza

Chair, International Outreach Committee: Dennis Luan Thuc Nguyen '94, Newport Coast

Chair, Investment: D. Robinson Cluck '78, Newport Beach

Chair, Nomination & Board Development: Hazem H. Chehabi, M.D., Newport Beach

Chair, Strategic Communications: Julie Hill, Newport Coast

Chair, Student Relations Committee: Amer A. Boukai '87, Trabuco Canyon

President: Howard Gillman, Ph.D., Chancellor

Vice President: Brian T. Hervey, Vice Chancellor, University Advancement

Chief Financial Officer: Lynn A. Rahn, Senior Assistant Vice Chancellor, Strategic Planning and Administration

General Counsel: Gary J. Singer, Esq. '74, Newport Beach

Controller: Christie Israel, Director of Business and Finance Operations, University Advancement

Secretary: Jackie M. Barbera, Executive Director of the UC Irvine Foundation, University Advancement

LOS ANGELES

The UCLA Foundation
Website: www.UCLAFoundation.org

Officers and Committee Chairs

Chair: Shirley Wang '90, Los Angeles

Executive Vice President: Rhea Turteltaub, Vice Chancellor, External Affairs

Chief Financial Officer/Chief Operations Officer: Julie Sina, Associate Vice Chancellor, Alumni Affairs; Chief Financial Officer, UCLA Foundation and UCLA Investment Company

Chief Investment Officer: Srinivas B. Pulavarti, President and Chief Investment Officer, UCLA Investment Company

Chair, Audit Committee: Maurice M. Salter '69, Ed.D. '77, Los Angeles

Chair, Executive Committee: Shirley Wang '90, Los Angeles

Chair, Finance Committee: Annette Welton '84, UCLA Parent, Pebble Beach

Chair, Nominations & Governance Committee: Craig E. Ehrlich '78, Santa Monica

Chair, Philanthropy Committee: Susan Baumgarten '73, M.S. '76, MBA '79, Los Angeles

UCLA Investment Company Board Chair: Steven A. Olsen '77, Vice Chancellor and Chief Financial Officer, UCLA

Executive Director/Secretary: Jocelyn Tabata '86, UCLA Parent

MERCED

UC Merced Foundation
Website: giving.ucmerced.edu

Executive Officers

Chair: Mike Gallo, Merced

Vice Chair: Denise Watkins, Pleasanton

Secretary: Art Kamangar, Merced

Treasurer: Dick Otter, Belvedere

Corporate President: Dorothy Leland, Chancellor

Corporate Vice President: Kyle D. Hoffman, Vice Chancellor, Development and Alumni Relations

Executive Director: Jan Mendenhall, Associate Vice Chancellor for Development

Chair, Audit Committee: Roger Sturdevant, Fresno

Chair, Development Committee: Kenni Friedman, Modesto

Chair, Finance and Investment Committee: Dick Otter, Belvedere

Chair, Nomination Committee: Christine Long, Merced

Member at Large: Bob Gallo, Modesto

Member at Large: Jack Oswald, Healdsburg

Immediate Past Chair: Lee Kolligian, Los Angeles

[RIVERSIDE](#)

UC Riverside Foundation

Website: https://www.ucr.edu/giving/ucr_foundation.html

Executive Officers

Chair: Darin P. Anderson '89, MBA '91, Newport Beach

Immediate Past Chair: Thomas T. Haider, M.D., Riverside

Chair-Elect: Vacant

Treasurer: Robert Fey, Palm Springs

President: Peter A. Hayashida, Vice Chancellor, University Advancement

Executive Vice President: Hieu T. Nguyen, Associate Vice Chancellor, University Advancement

Vice President, Finance and Chief Financial Officer: Jan Wildman, Associate Vice Chancellor, University Advancement

Associate Treasurer: Elizabeth Wottring-Gonzales, Executive Director, University Advancement Finance & Administration

Secretary: Patricia D. Kohlmeier, Executive Director, UC Riverside Foundation & Donor Relations

Committee Chairs

Chair, Audit Committee: Linda M. Williams MADM '76, Pasadena

Chair, Advocacy Committee: Brian Hawley '90, M.S. '91, Riverside

Chair, Gift Planning Committee: Irving G. Hendrick, Ed.D., Riverside

Chair, Investment Committee: Matt D. Lyons '87, Westlake Village

Chair, Nominations Committee: Ronald W. Stovitz '64, San Francisco

Chair, Stewardship Committee: Kathy Wright, M.A. '81, Riverside

[SAN DIEGO](#)

UC San Diego Foundation

Website: <https://foundation.ucsd.edu/>

Executive Officers

Chair: Carol Chang

Vice Chair: Sheldon C. Engelhorn '72

Treasurer: Christopher Weil

Committee Chairs

Chair, Audit Committee: Rudolph Rehm

Chair, Executive Committee: Carol Chang

Chair, Investment/Finance Committee: Robert Marren '86

Chair, Nominating Committee: Steven Hart '80

Chair, Stewardship Committee: Sandra Timmons '81

Chair, Student Foundation Committee: Matthew Newsome '91

Operating Officers

President: Chancellor Pradeep Khosla

Vice President: Andrea Davidson, Interim Associate Vice Chancellor University Development

Vice President: Jean Ford Keane, Associate Vice Chancellor Health Sciences Development

Chief Financial Officer: Marlene Shaver, Assistant Vice Chancellor Advancement Services

Corporate Secretary: Jeanmarie Bond, Board Operations Manager

SAN FRANCISCO**UCSF Foundation**

Website: <http://support.ucsf.edu/ucsf-foundation>

Chair: William E. Oberndorf

Vice Chair: Art Kern

President: Sam Hawgood, MBBS, Chancellor

Vice President: John B. Ford, Vice Chancellor, University Development and Alumni Relations

Secretary: Steve Downs, Executive Director, Financial Services and Administration, Development and Alumni Relations

Chair, Executive Committee: William E. Oberndorf

Chair, Audit Committee: Andrew Woeber

Chair, Development Committee: William Davidow

Chair, Community & Government Relations Committee: Carmen Policy

Chair, Finance Committee: Philip Hammarskjold

Chair, Innovation & Partnerships Committee: Robin Richards Donohoe

Chair, Nominating & Governance Committee: Nancy Hellman Bechtle

Chair, Real Estate Committee: Jackie Safier

Chair, UCSF Foundation Investment Company Board of Directors: Andrew Ach

Chief Investment Officer and CEO, UCSF Foundation Investment Company: David Harkins

SANTA BARBARA**UC Santa Barbara Foundation**

Website: www.ia.ucsb.edu/ucsb-foundation

Foundation Officers

Chair: Lady Leslie Ridley-Tree H'12

Immediate Past Chair & Nominations Chair: Marcy L. Carsey, H '04

Vice Chair, Investments/Treasurer: John Arnhold '75

Vice Chair, Development: Karen Bedrosian Coyne '91

Vice Chair, Donor Relations: Paula Bruice

Secretary: Edward E. Birch H'95

Executive Director: Beverly J. Colgate, Associate Vice Chancellor-Development

Chief Financial Officer: Eric J. Sonquist, Director of Finance & Administration

SANTA CRUZ**UC Santa Cruz Foundation**

Website: <http://foundation.ucsc.edu/>

Executive Officers

Chair: Mary E. Doyle '74

Immediate Past Chair: Paul Hall '72

Vice Chair: Alec Webster '02

Parliamentarian: Richard F. Moss '85

Committee Chairs

Chair, Executive Committee: Mary E. Doyle '74

Chair, Audit Committee: Laura I. Bushnell

Chair, Board Opportunity Fund Committee: Henry Chu '72

Chair, Development Committee: Linda Peterson '70

Chair, Investment & Finance Committee: John M. Woodward '74

Chair, Engagement Committee: Kristen Marinovic '91

Chair, Membership Committee: Paul Hall '72

Administrative Officers

President: Keith E. Brant, Vice Chancellor, University Relations

Vice President: Jeff Shilling, Assistant Chancellor, University Relations

Treasurer: Howard Heevner, Assistant Chancellor, University Relations

Executive Secretary: Marcus Frost, Foundation Director

Assistant Treasurer: Jo Westbrook, Foundation Controller

Assistant Treasurer: Kirk Lew, UC Santa Cruz Campus Controller

Assistant Treasurer: Edward F. Moran III, UC Santa Cruz Accounting Manager

Glossary

GIFT DATA

The gift data included in the Annual Report on the University Private Support Program are compiled using the Council for Aid to Education/cash convention for gift reporting (i.e., includes outright gifts, pledge payments and private grants payments, not contracts). This is the reporting convention used for comparisons with other educational institutions.

REGENTS

The Board of Regents of the University of California is the corporate body entrusted by the California State Constitution, Article IX, Section 9, with the university's organization and administration.

CAMPUS FOUNDATIONS

Campus foundations, serving each of the 10 University of California campuses, are independently incorporated as nonprofit, public-benefit corporations. They serve as the primary fundraising arm for their respective campuses. The strength of the foundations rests with the direction provided by their community-based volunteer trustees. Each foundation is staffed by university personnel.

SOURCES OF GIFTS

This category identifies the original source of gifts and grants to the Regents and the campus foundations.

INDIVIDUALS

Individuals are divided into a number of categories, including:

Alumni are defined as former undergraduate or graduate students, full- or part-time, who have earned some credit toward a degree offered by a particular campus of the University of California. Alumni status takes precedence in the reporting of private support, so that gifts from faculty, staff and parents who also are alumni would be counted in the alumni category.

Faculty members are defined as individuals with full- or part-time academic appointments within the university.

Staff members are employed in non-academic positions throughout the university.

Parents have children who are current or former students at any campus of the university.

Individuals (non-alumni) covered by this classification are those individual donors who are not alumni, faculty or staff.

Bequests are defined as gifts received from deceased donors' estates, trusts or other estate plans that designate the university as a beneficiary.

ORGANIZATIONS

Campus-related organizations: This classification covers student groups, alumni associations and university support groups, but not campus foundations. A gift to a campus foundation is reported in the classification appropriate to the original donor when the gift was received by the campus foundation.

Corporations: This classification covers both for-profit entities and nonprofit entities that are funded by for-profit entities. For-profit entities are defined as corporations, businesses, partnerships and cooperatives that have been organized for profit-making purposes, including corporations owned by individuals and families, incorporated professional individuals and other closely held companies.

Examples of nonprofit entities that are funded by for-profit entities include: industry or trade associations; professional, union or lobbying organizations; and nonprofit organizations funded by one or more companies or individuals operating for profit, including corporate foundations.

Foundations: This classification covers private tax-exempt entities established and operated exclusively for charitable purposes; nonprofit foundations or charitable trusts, including funds or endowments designated by the Internal Revenue Service as grant-making foundations; community foundations; family foundations; or charitable trusts. This classification excludes corporate foundations, campus foundations and quasi-government entities, such as the National Endowment for the Humanities. To capture additional data, a category has been added for foundations established by alumni.

Other sources: This classification covers all nonprofit organizations other than those described above, including fundraising consortia, religious organizations and higher educational associations or institutions.

PURPOSES OF GIFTS

This category identifies the intended use of private support as designated by the donor or grantor.

Research: This classification applies to private support that is restricted to scientific, technical and humanistic investigation, including salaries and other support of research projects. Funds for research may also be included in the "campus improvement" classification (capital projects to support research) and in the "departmental support" classification (endowed chairs).

Student support: This classification includes support that is restricted to non-repayable financial aid to undergraduate and graduate students, including undergraduate scholarships, graduate fellowships, awards, prizes and private support for work-study students, as well as gift funds to support loans to be repaid by undergraduate and graduate students.

Instruction: This classification is restricted to support for seminars, conferences, lecture programs and faculty recognition awards, including salaries, honoraria and employee benefits.

Campus improvement: This classification covers support for capital projects and for ongoing operation of the physical plant, including grounds and buildings, facilities and equipment. It includes gifts and private grants of real and personal property, including equipment and works of art for use by the university. It also covers gifts and private grants that are restricted by the donor or grantor to purchase buildings, other facilities, equipment and land for use by the university; to construct or carry out major renovation of buildings and other facilities; and to retire indebtedness. In addition, the classification applies to gifts of library materials and monetary support that are restricted to acquire, restore and preserve books, periodicals, manuscripts, maps and related materials; to acquire audiovisual and other equipment; and to support other activities of campus libraries.

Departmental support: This classification covers gifts that are restricted by the donor to a particular academic division, department or entity. It also covers gifts that are restricted by the donor to a particular academic division, department or unit, and further restricted by the donor to a particular purpose for which no other purpose category is listed, including endowed chairs, but excluding support for instruction and student financial support, which are reported in the related classifications.

Other purposes: This classification covers support of non-instructional services beneficial to individuals and groups external to the university (e.g., exhibits, museums, patient care, public service and similar facilities and programs); and gifts restricted by the donor for endowment, which maintains the principal in perpetuity, but otherwise unrestricted by the donor as to use of the endowment income. It also includes support for intercollegiate athletics. Note that gifts to support athletic scholarships are reported in “student support” and gifts for athletic capital projects are reported in “campus improvement.”

Unrestricted: This classification includes gifts made by the donor without restriction, regardless of any subsequent administrative designation or purpose.

TYPE OF ASSETS

This category identifies the form (type of asset) comprising the support received this year by the university and the campus foundations.

Cash: This classification covers currency, coins, checks, money orders, credit card transactions and bank drafts.

Securities: This classification includes stocks, bonds and related instruments, such as promissory (mortgage) notes and insurance policies, if maintained rather than surrendered for cash.

Real property: This classification applies to real estate, including land, buildings and other improvements; and to oil, mineral and related rights. Real property is reported at its fair market value.

Non-monetary items: This classification applies to personal or company property (except securities and real property), including works of art, books, intellectual property and scientific and other equipment. Non-monetary gifts are reported at their fair market value.

PLANNED GIFTS

A planned gift is often referred to as a “split-interest arrangement”; it involves benefits for the donor (or another non-charitable beneficiary) and for the charitable institution. In such a circumstance, a donor who makes a current gift-in-trust is eligible for an income for life or for a period of years related to the underlying assets of the gift, as well as to certain income-tax benefits for making a charitable contribution. The donor may name himself or herself or another individual as the life-income beneficiary; on the demise of the beneficiary or at the conclusion of the trust term, the charitable remainder is applied to the charitable purpose specified in the gift agreement.

Face value is a term that refers to the total amount of a planned gift agreement, i.e., the amount conveyed by a gift to establish a split-interest trust or other planned gift.

Present value is a term that refers to the discounted value of a planned gift used to predict in today’s dollars what the gift will be worth when it becomes available to support the charitable purpose for which it was designated by the donor.

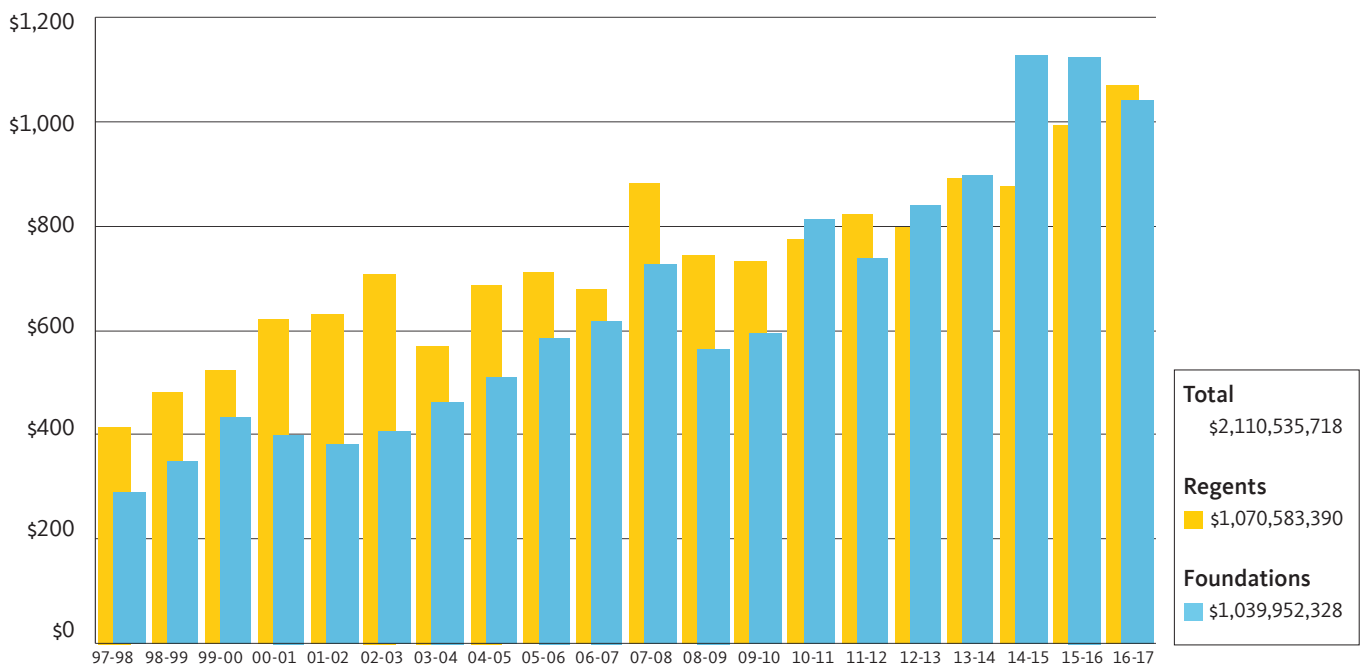
20 Years of Private Support for the System

Private support to the Regents and the campus foundations (CAE/Cash Convention)

1997–98 through 2016–17

FISCAL YEARS	Regents	Foundations	Totals
1997-1998	\$414,224,944	\$290,143,326	\$704,368,270
1998-1999	\$480,533,690	\$348,788,445	\$829,322,135
1999-2000	\$522,810,531	\$432,084,528	\$954,895,059
2000-2001	\$621,634,140	\$400,873,079	\$1,022,507,219
2001-2002	\$629,248,027	\$382,349,876	\$1,011,597,903
2002-2003	\$709,481,356	\$405,505,130	\$1,114,986,486
2003-2004	\$569,903,692	\$463,331,591	\$1,033,235,283
2004-2005	\$687,234,899	\$509,643,409	\$1,196,878,308
2005-2006	\$710,146,541	\$586,131,053	\$1,296,277,594
2006-2007	\$679,918,570	\$619,347,252	\$1,299,265,822
2007-2008	\$882,276,658	\$726,764,234	\$1,609,040,892
2008-2009	\$743,466,901	\$563,801,996	\$1,307,268,897
2009-2010	\$731,029,449	\$594,396,945	\$1,325,426,394
2010-2011	\$775,093,182	\$813,078,193	\$1,588,171,375
2011-2012	\$822,733,759	\$739,526,675	\$1,562,260,434
2012-2013	\$796,796,366	\$840,670,624	\$1,637,466,990
2013-2014	\$889,600,811	\$897,259,179	\$1,786,859,990
2014-2015	\$875,411,034	\$1,126,867,668	\$2,002,278,703
2015-2016	\$991,375,098	\$1,124,651,675	\$2,116,026,773
2016-2017	\$1,070,583,390	\$1,039,952,328	\$2,110,535,718

MILLIONS



10 Years of Private Support for the Campuses

Private support to the Regents and the campus foundations (CAE/Cash Convention)

2007–08 through 2016–17

BERKELEY	Regents	Foundation	Total
2007-2008	184,714,198	122,901,938	307,616,136
2008-2009	156,695,051	119,636,924	276,331,975
2009-2010	190,455,289	123,399,778	313,855,067
2010-2011	192,348,778	136,406,540	328,755,318
2011-2012	259,707,938	151,073,097	410,781,035
2012-2013	185,304,586	161,413,908	346,718,494
2013-2014	204,688,363	190,539,789	395,228,152
2014-2015	186,017,115	188,086,349	374,103,464
2015-2016	170,520,203	204,169,894	374,690,097
2016-2017	202,154,887	204,479,391	406,634,278

DAVIS	Regents	Foundation	Total
2007-2008	59,934,103	40,435,854	100,369,957
2008-2009	67,434,643	25,426,040	92,860,683
2009-2010	85,995,075	23,238,538	109,233,613
2010-2011	85,163,260	26,267,603	111,430,863
2011-2012	68,487,731	25,804,837	94,292,568
2012-2013	90,786,384	27,028,006	117,814,391
2013-2014	90,217,016	43,245,582	133,462,598
2014-2015	140,547,829	45,657,180	186,205,009
2015-2016	101,349,735	30,304,153	131,653,887
2016-2017	119,509,812	45,114,079	164,623,891

IRVINE	Regents	Foundation	Total
2007-2008	44,468,291	48,086,745	92,555,036
2008-2009	41,736,986	34,322,518	76,059,504
2009-2010	33,523,824	55,943,896	89,467,720
2010-2011	45,206,472	49,695,442	94,901,914
2011-2012	41,444,141	36,580,975	78,025,116
2012-2013	26,986,978	52,600,681	79,587,659
2013-2014	39,745,747	58,156,663	97,902,409
2014-2015	28,880,710	37,736,272	66,616,982
2015-2016	27,103,914	46,552,643	73,656,556
2016-2017	47,757,075	49,298,698	97,055,773

LOS ANGELES	Regents	Foundation	Total
2007-2008	194,543,756	262,110,576	456,654,332
2008-2009	187,202,246	164,486,740	351,688,986
2009-2010	172,136,294	168,270,469	340,406,763
2010-2011	155,932,215	259,098,207	415,030,422
2011-2012	147,015,612	197,185,537	344,201,149
2012-2013	172,274,486	247,372,193	419,646,679
2013-2014	186,893,008	240,362,468	427,255,476
2014-2015	180,005,601	292,816,385	472,821,986
2015-2016	212,093,006	286,707,290	498,800,296
2016-2017	237,011,292	313,922,248	550,933,540

MERCED	Regents	Foundation	Total
2007-2008	6,222,938	4,375,578	10,598,516
2008-2009	5,823,885	2,498,075	8,321,960
2009-2010	1,832,781	938,543	2,771,324
2010-2011	2,367,090	2,011,339	4,378,429
2011-2012	2,253,069	1,721,993	3,975,062
2012-2013	2,306,552	2,733,517	5,040,069
2013-2014	3,313,780	1,809,919	5,123,699
2014-2015	1,595,057	3,559,903	5,154,959
2015-2016	18,999,693	1,841,738	20,841,430
2016-2017	2,563,258	2,043,759	4,607,017

RIVERSIDE	Regents	Foundation	Total
2007-2008	15,753,177	5,630,845	21,384,022
2008-2009	14,166,436	6,349,037	20,515,473
2009-2010	18,704,227	4,708,403	23,412,630
2010-2011	19,130,423	15,809,829	34,940,252
2011-2012	27,962,301	5,874,702	33,837,003
2012-2013	16,405,284	10,030,288	26,435,572
2013-2014	12,582,874	10,110,006	22,692,880
2014-2015	8,611,181	8,451,902	17,063,084
2015-2016	11,698,791	12,670,382	24,369,173
2016-2017	10,667,992	14,932,073	25,600,066

SAN DIEGO	Regents	Foundation	Total
2007-2008	68,041,924	53,803,262	121,845,186
2008-2009	55,609,306	45,297,144	100,906,450
2009-2010	53,236,522	53,362,528	106,599,050
2010-2011	58,206,080	57,944,648	116,150,728
2011-2012	81,051,986	54,490,570	135,542,556
2012-2013	75,226,252	92,177,323	167,403,575
2013-2014	82,216,507	68,229,471	150,445,978
2014-2015	76,269,670	94,789,616	171,059,286
2015-2016	103,252,937	103,619,728	206,872,665
2016-2017	95,777,534	144,298,130	240,075,664

SAN FRANCISCO	Regents	Foundation	Total
2007-2008	214,749,838	151,318,180	366,068,018
2008-2009	155,258,075	145,166,238	300,424,313
2009-2010	129,511,202	139,393,739	268,904,941
2010-2011	167,608,633	241,839,330	409,447,963
2011-2012	138,876,827	190,600,300	329,477,127
2012-2013	163,743,912	222,001,463	385,745,375
2013-2014	191,265,237	253,672,986	444,938,223
2014-2015	187,007,227	421,572,374	608,579,601
2015-2016	211,529,581	384,410,489	595,940,070
2016-2017	198,115,085	224,057,199	422,172,285

SANTA BARBARA	Regents	Foundation	Total
2007-2008	59,022,398	31,189,950	90,212,348
2008-2009	26,840,317	13,981,522	40,821,839
2009-2010	27,007,295	17,856,703	44,863,998
2010-2011	31,239,974	16,221,209	47,461,183
2011-2012	39,677,469	65,716,955	105,394,424
2012-2013	44,343,988	16,306,415	60,650,402
2013-2014	49,722,895	15,058,124	64,781,019
2014-2015	39,938,033	23,465,498	63,403,531
2015-2016	60,601,995	40,425,247	101,027,242
2016-2017	117,850,387	26,170,685	144,021,073

SANTA CRUZ	Regents	Foundation	Total
2007-2008	20,449,025	6,911,306	27,360,331
2008-2009	25,674,359	6,637,758	32,312,117
2009-2010	14,616,404	7,284,348	21,900,752
2010-2011	12,548,411	7,784,046	20,332,457
2011-2012	12,420,957	10,477,709	22,898,666
2012-2013	14,784,012	9,006,830	23,790,841
2013-2014	24,878,076	16,074,171	40,952,247
2014-2015	14,343,482	10,732,190	25,075,672
2015-2016	55,279,451	13,950,111	69,229,563
2016-2017	23,220,482	15,636,065	38,856,547



Reporting Conventions Used in This Report

The Annual Report on University Private Support includes data for each campus and the university using two of three gift reporting conventions employed by the university.

- 1 The first reporting convention, which is cash-based, is used for comparisons with other institutions. It also is employed for the Council for Aid to Education’s (CAE) national Voluntary Support of Education Survey completed by colleges and universities. This reporting convention includes outright gifts, private grants and payments on pre-existing pledges, but does not include new pledges. This method of gift reporting is used for the body of this report and is thought to present the best perspective on the cash flow that derives from private support.
 - 2 The second method is a variation of the accrual system and includes new, legally binding pledges up to five years in duration, plus outright gifts and private grants. In this system, payments made on pledges are not included. The method is the reporting standard used for many reports on capital campaigns and is thought to present the best perspective on the level of current fundraising activity.
- These first two reporting standards are shown at the bottom of each campus narrative. The breakdown follows for system support over the last five years.

Reporting conventions

	12-13	13-14	14-15	15-16	16-17	2016-17 Totals
1 Cash (CAE)	PLEDGE PAYMENTS					\$2,110,535,718
	\$515,274,155	\$497,605,880	\$636,543,965	\$566,017,677	\$622,920,129	
2 Accrual (REGENTS)	NEW OUTRIGHT GIFTS					\$2,943,691,731
	\$1,122,192,835	\$1,289,254,110	\$1,365,734,737	\$1,550,009,095	\$1,487,615,589	
	NEW PLEDGES					
	\$443,889,673	\$698,753,344	\$939,844,134	\$1,055,284,530	\$1,456,076,142	

There is a third reporting convention that is employed by the university’s accounting office for its end-of-year audited financial reports. This method also is based on accrual; however, on the revenue side, unconditional, legally-binding pledges are recorded

at the time they are promised, balanced by receivable accounts which are reduced as pledge payments are received. This method is used in the annual UC Financial Report.

The Annual Report on University Private Support 2016-17 is prepared by the UC Office of Institutional Advancement and Communications staff. This report is a compilation of private support data, campus narratives and foundation rosters prepared by each campus. The method of rounding may produce the appearance of minor inconsistencies in various totals and percentages, but the differences do not affect the accuracy of the data.

Berkeley
Davis
Irvine
Los Angeles
Merced
Riverside

San Diego
San Francisco
Santa Barbara
Santa Cruz
Lawrence Berkeley
National Laboratory

University of California
Institutional Advancement
Office of the President
1111 Franklin Street, 7th Floor
Oakland, CA 94607-5200

