

**UCAAC 2023**

*Adapting and Advising in a  
New Environment*

# Support Academic Advisors with Advanced Enrollment Analytics

---

Presented By:

Tony Hwang, Ed.D , Executive Director of Enrollment Management

Danielle Primavera, M.S., Director of Undergraduate Affairs, School of Social Ecology

Jovonte Willis, Director of Enrollment Management Analytics

## UCAAC 2023

*Adapting and Advising in a  
New Environment*

### Overview



What is Enrollment  
Management at UCI?



Our Story



Case Studies



Questions & Answers

How would you define Enrollment Management?

**A. New Student Enrollment**

**B. 1<sup>st</sup> Year Retention**

**C. Admission, Enrollment, & Scholarship Modeling**

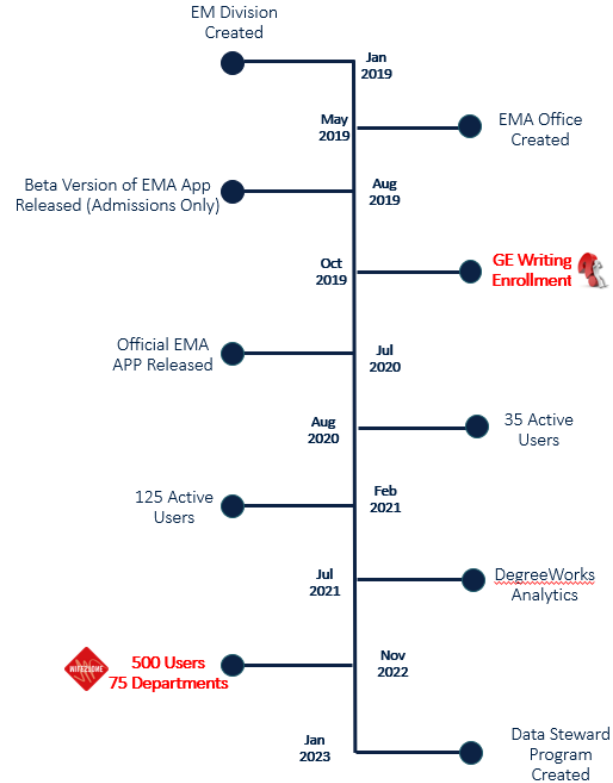
**D. All of the Above**

## Agenda

- Overview
- What is Enrollment Management Analytics
- COMPASS EMA
- Case Study
- Questions & Answers


## Agenda

- Overview
- What is Enrollment Management Analytics
- COMPASS EMA
- Case Study
- Questions & Answers



## Agenda

- Overview/UCI Background
- What is Enrollment Management Analytics
- COMPASS EMA
- Case Study
- Questions & Answers

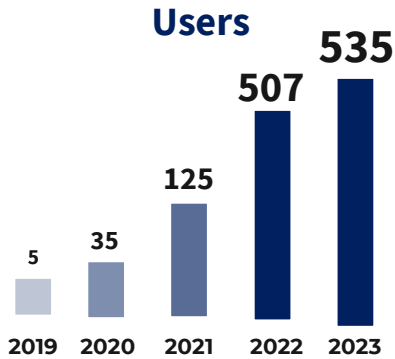


*EMA combines actionable intelligence and partnerships with campus stakeholders to create solutions*

Supporting Academic Advisors: EMA by the Numbers

## Agenda

- Overview
- What is Enrollment Management Analytics
- **COMPASS EMA**
- Case Study
- Questions & Answers



## Analytical Tools

# 200+

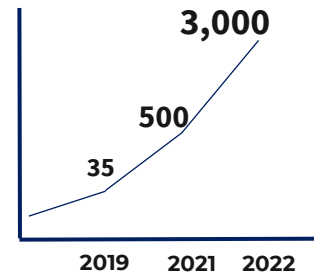
## Types of Users

- Deans
- Associate/Assistant Deans
- Department Chairs
- Department Analyst
- Directors of Student Affairs
- Directors of Advising
- Advisors
- Counselors
- Budget Directors
- Budget Analyst
- Controller
- Schedulers
- Graduate Program Coordinators
- Admissions Directors
- Registrar Directors
- Program Administrators

## Department/Partners

# 85

## Avg Views Per Month



## Agenda

- Overview/UCI Background
- What is Enrollment Management Analytics
- Who We Serve
- COMPASS EMA
- Case Study
- Questions & Answers

The analytical tools presented in this application are designed to help UCI's staff and faculty manage student enrollment. This resource provides data to support decision making across a broad range of areas related to understanding UCI's student body and promoting student success. The data in this application are intended for operational use only. These are not official census data and will not align with UCI's published census data, primarily because data for operations and for census are extracted at different times, for different purposes. This application was developed and is maintained by personnel in the Enrollment Management Analytics division of the Office of Enrollment Management. If you have any questions, please email [emanalytics@uci.edu](mailto:emanalytics@uci.edu).



## Agenda

- Overview
- What is Enrollment Management Analytics
- **COMPASS EMA**
- Case Studies
- Questions & Answers

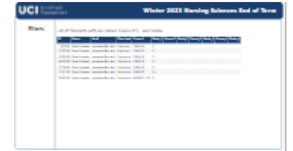
Requirement Tracking



Core Degree Tracking



Course and Grade Tracking



Off-Track



Grad App Processing



GPA and Requirement



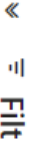
Drop/Stop outs



IGETC



Online Course Tracking





## Agenda

- Overview
- What is Enrollment Management Analytics
- Who We Serve
- COMPASS EMA
- **Case Studies**
  - **Advising at UCI**
  - Data Historically
  - Data Today
  - Student Demographics
  - IGETC
  - Degree Requirements
  - Academic Probation
- Questions & Answers

## Raise your hand if you do ...



- Advising by School
- Degree Works Updates
- Transfer Articulation
- Petitions
- Readmissions
- Withdrawal
- IGETC Completion
- Degree Certification
- Peer Advisor Supervision
- Peer Mentoring
- Events
- Programs and Workshops
- Academic Probation & Dismissal
- Curriculum Planning and Course Offering Management

## Agenda

- Overview
- What is Enrollment Management Analytics
- Who We Serve
- COMPASS EMA
- **Case Studies**
  - Advising at UCI
  - **Data Historically**
  - Data Today
  - Student Demographics
  - IGETC
  - Degree Requirements
  - Academic Probation
- Questions & Answers

## Data at UCI

### Past

- ❌ **Not easy to find**
- ❌ **Office of Institutional Research**  
*general data but no specific student records*
- ❌ **Registrar Data**  
*limited in reports and were ad hoc, we would need to keep asking*
- ❌ **Many things were done manually**  
*checking each record to see if they completed IGETC and then notifying them*
- ❌ **Academic Probation**  
*some data, lots of sorting and human errors*



## Agenda

- Overview
- What is Enrollment Management Analytics
- Who We Serve
- COMPASS EMA
- **Case Studies**
  - Advising at UCI
  - Data Historically
  - **Data Today**
  - Student Demographics
  - IGETC
  - Degree Requirements
  - Academic Probation
- Questions & Answers

## Data at UCI Today

### New Data Culture Created

- Enrollment Management Team & COMPASS Team
- Easy to reach out and ask for reports
- Campus leadership supports having data accessible and usable

### Gains

- ✓ More efficiencies and time saved
- ✓ More time to make an impact
- ✓ More proactive advising
- ✓ More efficiencies and time saved

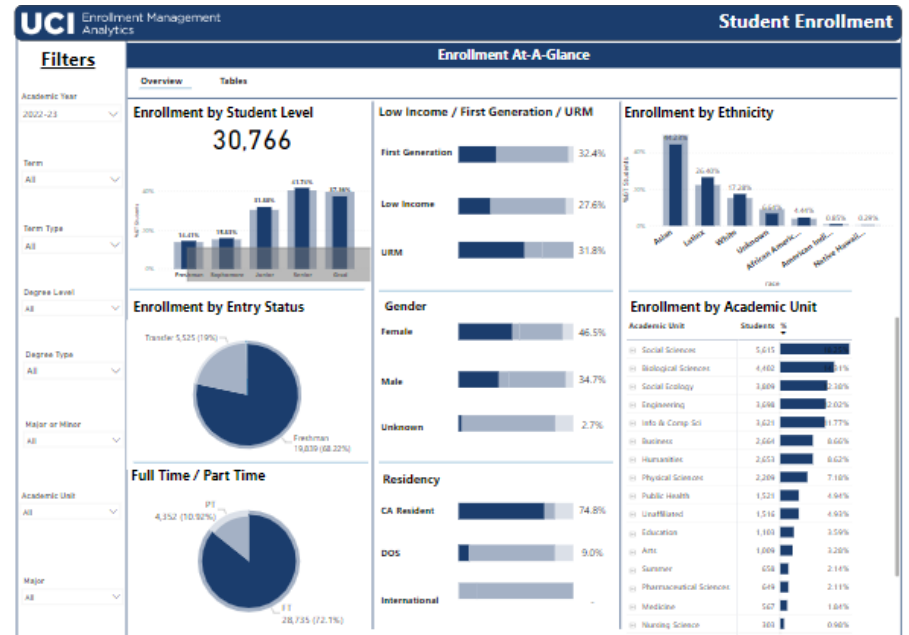


## Agenda

- Overview
- What is Enrollment Management Analytics
- Who We Serve
- COMPASS EMA
- **Case Studies**
  - Advising at UCI
  - Data Historically
  - Data Today
  - **Student Demographics**
  - IGEC
  - Degree Requirements
  - Academic Probation
- Questions & Answers

**Problem:** Student demographic information

**Solution:** EMA developed tools to provide demographic data in easily understandable and comparable ways. Can develop programs and curriculum to fit our student demographic needs



Enrollment At-A-Glance, Enrollment at-A-Glance

## Agenda

- Overview
- What is Enrollment Management Analytics
- Who We Serve
- COMPASS EMA
- Case Studies
  - Advising at UCI
  - Data Historically
  - Data Today
  - Student Demographics
  - IGETC
  - Degree Requirements
  - Academic Probation
- Questions & Answers

**Problem:** *Updating IGETC*

**Solution:** *Tool that pulls information from DegreeWorks to see who has not submitted/completed IGETC – created more time for appointments!*

The screenshot shows the UCI Enrollment Management Analytics interface. On the left, there are filter sections for 'Year at UCI' (set to All), 'Academic's Date' (set to All), 'Major' (set to All), 'Grad App Term' (set to All), and 'Grad App Status' (set to All). The main area displays a table titled 'Missing IGETC' for 'Spring 2023'. The table has columns for 'Term', 'Currently Enrolled Students', 'Completed IGETC Requirement', 'IGETC Flag Missing', and '% Complete'. The data shows 5,224 currently enrolled students, 3,836 completed requirements, 1,646 missing flags, and a 73.4% completion rate. Below this, there are sections for 'IGETC Not Completed' and 'Student List' with various sub-tables and filters.

Term	Currently Enrolled Students	Completed IGETC Requirement	IGETC Flag Missing	% Complete
Spring 2023	5,224	3,836	1,646	73.4%

# Agenda

- Overview
- What is Enrollment Management Analytics
- Who We Serve
- COMPASS EMA
- **Case Studies**
  - Advising at UCI
  - Data Historically
  - Data Today
  - **Student Demographics**
  - IGETC
  - Degree Requirements
  - Academic Probation
- Questions & Answers

**Problem:** *Specialized tools to determine degree requirement needs*

**Solution:** *EMA developed a tool to see how many and which students need particular requirements by grade level for more accurate planning of course offerings*

UCI Enrollment Management Analytics		Social Ecology: Major Core Tracking								
Filters		Social Ecology Degree Requirement Tracking (DegreeWorks)								
		Major Requirement by Number of Courses Needed								
		Degree Requirement Category	Number of Courses Needed							
			0	1	2	3	4	5	6	
Major	All	☐ 1 Course from 4 Different Groups, 3 Courses all together	660	368	143	376				
		☐ 3 Courses from PSCI 11A-11D-11E	1100	151	52	55				
		☐ 3 Upper-div core IGETC courses	65	28	21	50				
Year at UCI	All	☐ 6 additional upper-div elective	35	23	11	15	13	10	48	
		☐ Group 1: The Legal System, Law and Society	540	883						
		☐ Group 2: Crime and Criminology	899	524						
		☐ Group 3: Formal Institutions of Social Control	244	679						
		☐ Group 4: Justice and Inequities	673	752						
Requirement	All	☐ PSCI 101D	1751	355						
		☐ PSCI 103C	1014	482						
		☐ PSCI 102H	1033	413						
		☐ PSCI 104G	995	352						
Class Level	All									

## Agenda

- Overview
- What is Enrollment Management Analytics
- Who We Serve
- COMPASS EMA
- Case Studies
  - Advising at UCI
  - Data Historically
  - Data Today
  - Student Demographics
  - IGETC
  - Degree Requirements
  - Academic Probation
- Questions & Answers

**Problem:** Many different tools for academic probation information that are sometimes inaccurate

**Solution:** EMA is working on a tool to pull students under 2.0 overall and/or quarterly

The screenshot shows the UCI Enrollment Management Analytics interface. On the left, there are 'Student Filters' for Term (Winter 2023), Major (All), Year at UCI (All), Class Level (All), and Entry Status (All). The main area displays 'End of Term GPA's Last 3 Enrolled Quarters' for 1683 total students in Winter 2023. A table lists individual student records with columns for Term, First ID, First Name, Last Name, Major, Class Level, Entry Status, Year at UCI, Term, GPA 1, GPA 2, GPA 3, and Total GPA 3.

Term	First ID	First Name	Last Name	Major	Class Level	Entry Status	Year at UCI	Term	GPA 1	GPA 2	GPA 3	Total GPA 3	
Winter 2023	1234	Peter	Anderson	aerospacn	Undergraduate	Transfer	1st Year	0.36	0.42	0.43	0.42		
Winter 2023	1234	Peter	Anderson	aerospacn	Undergraduate	Junior	1st Year	1.75	2.00	2.22	2.00		
Winter 2023	1234	Peter	Anderson	aerospacn	Undergraduate	Junior	2nd Year	0.06	2.26	1.93	1.63	2.28	
Winter 2023	1234	Peter	Anderson	aerospacn	Undergraduate	Junior	2nd Year	1.10	2.59	2.05	2.41	2.70	
Winter 2023	1234	Peter	Anderson	aerospacn	Undergraduate	Junior	2nd Year	1.13	3.14	3.26	2.72	3.19	
Winter 2023	1234	Peter	Anderson	aerospacn	Undergraduate	Junior	2nd Year	1.43	3.53	3.23	2.55	2.81	
Winter 2023	1234	Peter	Anderson	aerospacn	Undergraduate	Junior	2nd Year	1.46	2.74	2.94	2.65	2.87	
Winter 2023	1234	Peter	Anderson	aerospacn	Undergraduate	Junior	2nd Year	1.79	2.50	3.08	2.71	2.94	
Winter 2023	1234	Peter	Anderson	aerospacn	Undergraduate	Junior	2nd Year	1.03	1.91	2.07	2.46	2.73	
Winter 2023	1234	Peter	Anderson	aerospacn	Undergraduate	Junior	2nd Year	1.10	6.00	2.77	1.61	2.07	
Winter 2023	1234	Peter	Anderson	aerospacn	Undergraduate	Junior	2nd Year	1.25	3.06	3.18	2.75	2.97	
Winter 2023	1234	Peter	Anderson	aerospacn	Undergraduate	Junior	2nd Year	1.75	2.97	1.85	2.72	2.87	
Winter 2023	1234	Peter	Anderson	aerospacn	Undergraduate	Junior	2nd Year	1.62	2.17	1.38	2.64	1.61	
Winter 2023	1234	Peter	Anderson	aerospacn	Undergraduate	Junior	2nd Year	0.00	6.00	1.90	2.21	2.31	
Winter 2023	1234	Peter	Anderson	aerospacn	Undergraduate	Junior	Transfer	1st Year	0.47	1.26	0.61	1.26	
Winter 2023	1234	Peter	Anderson	aerospacn	Undergraduate	Junior	Transfer	1st Year	1.57	1.67	1.62	1.67	
Winter 2023	1234	Peter	Anderson	aerospacn	Undergraduate	Junior	Transfer	1st Year	1.87	2.25	2.21	2.25	
Winter 2023	1234	Peter	Anderson	aerospacn	Undergraduate	Senior	2nd Year	0.06	2.52	2.53	2.72	2.97	
Winter 2023	1234	Peter	Anderson	aerospacn	Undergraduate	Senior	2nd Year	1.60	2.75	2.59	2.51	2.68	
Winter 2023	1234	Peter	Anderson	aerospacn	Undergraduate	Senior	2nd Year	1.80	2.00	1.54	2.94	2.64	
Winter 2023	1234	Peter	Anderson	aerospacn	Undergraduate	Senior	2nd Year	0.96	1.33	0.60	2.62	1.07	
Winter 2023	1234	Peter	Anderson	aerospacn	Undergraduate	Senior	2nd Year	1.00	2.38	2.40	2.75	2.91	
Winter 2023	1234	Peter	Anderson	aerospacn	Undergraduate	Senior	2nd Year	1.13	3.00	2.77	2.89	2.88	
Winter 2023	1234	Peter	Anderson	aerospacn	Undergraduate	Senior	2nd Year	1.26	3.13	2.42	2.67	2.89	
Winter 2023	1234	Peter	Anderson	aerospacn	Undergraduate	Senior	2nd Year	1.70	2.58	1.54	3.20	3.11	
Winter 2023	1234	Peter	Anderson	aerospacn	Undergraduate	Senior	2nd Year	1.68	2.10	2.45	2.98	3.07	
Winter 2023	1234	Peter	Anderson	aerospacn	Undergraduate	Senior	2nd Year	1.91	2.40	2.09	2.65	2.75	
Winter 2023	1234	Peter	Anderson	aerospacn	Undergraduate	Senior	2nd Year	1.06	2.32	2.90	2.66	2.96	
Winter 2023	1234	Peter	Anderson	aerospacn	Undergraduate	Senior	Transfer	1st Year	4.08	2.77	2.17	2.77	
Winter 2023	1234	Peter	Anderson	aerospacn	Undergraduate	Senior	Transfer	1st Year	1.80	0.71	1.32	0.71	
Winter 2023	1234	Peter	Anderson	aerospacn	Undergraduate	Senior	Transfer	2nd Year	1.13	2.33	2.38	2.38	2.66

## Agenda

- Overview
- What is Enrollment Management Analytics
- Who We Serve
- COMPASS EMA
- Case Studies
- **Questions & Answers**





## Agenda

- Overview
- What is Enrollment Management Analytics
- Who We Serve
- COMPASS EMA
- Case Studies
- Questions & Answers

## Contact Information

**Tony Hwang, Ed.D**  
**Executive Director, Office of Enrollment Management**  
**Email: [tony@uci.edu](mailto:tony@uci.edu)**

**Danielle Primavera, M.S.**  
**Director of Undergraduate Affairs**  
**School of Social Ecology**  
**Email: [d.primavera@uci.edu](mailto:d.primavera@uci.edu)**  
**Linkedin: Danielle LacsonPrimavera**

**Jovonte Willis**  
**Director of Enrollment Management Analytics**  
**Email: [jjwillis@uci.edu](mailto:jjwillis@uci.edu)**