

A photograph of a modern building with a corrugated metal facade and yellow structural elements. A group of students is sitting on a concrete ledge in front of the building. Two students are walking in the foreground, one with a backpack. The text 'UNIVERSITY OF CALIFORNIA' is overlaid on the left side.

UNIVERSITY
OF
CALIFORNIA

Capital Financial Plan

2023-29



University of California
Office of the President
Capital Asset Strategies
111 Franklin Street, 7th Floor
Oakland, California 94607-5200

Cover photo: UCSC
Photo credit: Elena Zhukova



2023-29 CAPITAL FINANCIAL PLAN TABLE OF CONTENTS

Summary	5
Planning Context	6
Drivers of Capital Need	6
Capital Investment	9
Project Objectives Categories	11
Summary of Capital Need	12
Summary Of Project Objective By Campus	16
Summary Of Project Objective By Medical Center	17
Conclusion	17

CAPITAL PLAN BY LOCATION

How to Read the Tables	21
Berkeley	23
Davis	29
UC Davis Health	35
Irvine	39
UC Irvine Health	45
Los Angeles	49
UC Los Angeles Health	55
Merced	61
Riverside	67
San Diego	73
UC San Diego Health	79
San Francisco	83
UCSF Health	89
Santa Barbara	93
Santa Cruz	97
Division of Agriculture and Natural Resources	103
Lawrence Berkeley National Laboratory	107
Systemwide and Office of the President	111

APPENDICES

Appendix 1 – Projects of Interest to the University of California Health	115
Appendix 2 – Projects with Funding Not Identified	123

SUMMARY

The 2023-29 Capital Financial Plan (CFP) has been developed based on the needs at each UC location for buildings and other physical infrastructure to achieve the following overarching plans.

- Strategic and Academic Plans that define priority areas and goals and other institutional aspirations.
- Physical Design Frameworks that identify planning principles and objectives for the design of the physical environment.
- Long Range Development Plans, as approved by the Regents, that guide future physical planning and describe the proposed future development of the campuses and medical centers.

The CFP presents proposed capital projects, public private partnerships, and the acquisition of real property that support these plans.

As summarized in Display 1, the CFP identifies \$30 billion in funding to meet UC’s most urgent capital needs over this year and the next five fiscal years (through 2028-29). The campuses and medical centers have identified over \$46 billion of capital need that does not have a funding plan; refer to Appendix 2 for more information.

Display 1. Summary of Current Capital Needs with Funding Identified and a Comparison to Previous CFPs (\$M)									
	2023-24	2024-25	2025-26	2026-27	2027-28	2028-29	This Year 2023-29 Total	2022-28 CFP Total	2021-27 CFP Total
Capital Need with Funding	11,145	6,722	5,043	4,626	1,679	854	30,069	23,244	29,050
note: because of rounding, some totals may not correspond with the sum of the separate parts									

PLANNING CONTEXT

The University’s mission is teaching, research, and public service. The 2023-29 Capital Financial Plan (CFP) supports a vision to support this mission, building on other foundational campus and medical center plans. Encouraged by the communities that UC supports, our State colleagues, President Drake, and our Chancellors are committed to expanding UC’s capacity. California needs to graduate more students who contribute to society by becoming researchers, culturally competent medical professionals, women and minority business owners, and policy and legal experts. In response to these needs, the UC 2030 Capacity Plan proposes the growth of over 23,000 State-supported student full-time equivalents through 2030. Strategic changes to existing buildings, construction of new facilities, and infrastructure improvements are needed to support this growth.

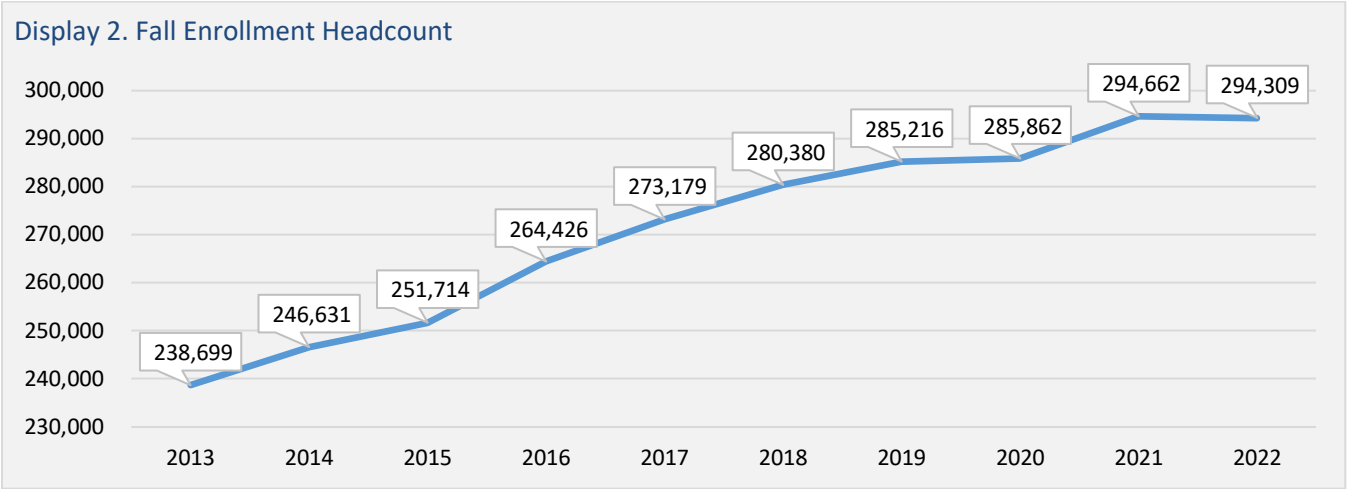
Campuses’ and medical centers’ strategic and academic plans will continue to emphasize ways to advance educational equity and evolve to support a new long-term strategy that supports increased capacity while using the lessons learned from the pandemic. Capital projects’ design and scope are developing to support living, learning, and research in a post-pandemic university environment. Campuses will continue to develop effective and cost-efficient remote and hybrid learning models while understanding where these modalities are effective and where they do not address all educational needs.

The capital projects in the 2023-29 CFP represent the currently identified capital need; however, given resource constraints, only projects that address the most critical need with funding will move forward in the coming years.

DRIVERS OF CAPITAL NEED

The campuses’ and medical centers’ academic and strategic plans are the basis of UC’s capital program. The proposed 2023-29 CFP has been especially influenced by enrollment while addressing the University’s needs for seismic upgrades, building, and infrastructure restoration and renewal, programs to reduce energy use, and the transition to clean energy systems.

Enrollment



As shown in Display 2 above, the University has increased enrollment by 23% in the past decade.¹ UC Plans to continue this positive trend to increase access to the University further. President Drake and the campus Chancellors examined options to expand enrollment capacity through 2030. The UC 2030 Capacity Plan² presents two enrollment scenarios: (1) UC *proposed* plan projects growth of over 23,000 State-supported student full-time equivalents (FTE) and is aligned with goals and proposed funding projected in the Compact with the Governor;³ and (2) UC *aspirational* plan projects growth of over 33,000 State-supported student FTE and furthers goals identified within the Compact, requiring additional funds beyond funding in the UC *proposed* plan. State-supported enrollment growth under either scenario is equivalent to growing the size of another UC campus, but available resources do not support the substantial time and investment needed to facilitate this growth. Capital investments are needed to use existing facilities effectively and construct new classrooms, teaching laboratories, and housing to support enrollment growth. Under the UC *proposed* plan, the University would seek \$7 billion in one-time funds and/or General Obligation bond support from the State and identify another \$9.5 billion to meet capital needs. Under the UC *aspirational* plan, the University would seek an additional \$2 billion from the State and raise another \$3.5 billion.⁴ The campus chapters include initial information on the response to this important initiative.

Seismic

The first UC Seismic Safety Policy was adopted in 1975, initiating the University's effort to update UC's seismic safety program. This has resulted in a comprehensive initiative that involves work across multiple years as part of UC's ongoing commitment to the safety and well-being of the UC community.

Advances in seismology, structural engineering, and geotechnical engineering have informed UC's approaches to protecting the UC community during an earthquake. The University recognizes that this type of knowledge is evolving and, as a result, regularly updates its seismic safety program. In 2018, UCOP and the campuses initiated seismic re-evaluations of UC's California facilities.

Campuses and locations have completed seismic evaluations of all buildings covered under UC's Seismic Safety Policy. The evaluations were conducted in a consistent manner across all campuses and reflect current knowledge in seismology, structural engineering, and geotechnical engineering, lessons learned from past earthquakes, and resulting updates to the California Building Code. The completed evaluations represent over 6,000 buildings, totaling approximately 150 million square feet. Campuses have developed Seismic Plans that are updated annually to prioritize their projects and are now conducting follow-up evaluations, where needed, and planning for the implementation of seismic improvement projects.

The CFP includes over 49 campus and medical center projects with a funding plan that addresses seismic issues. Each location's project list is annotated to note if the project includes seismic mitigation. Some of these projects are programs that address multiple buildings in the same project. In developing these projects, campuses are

¹ "Fall enrollment at a glance." UC System. Info Center. <https://www.universityofcalifornia.edu/about-us/information-center/fall-enrollment-glance>, September 2023.

² University of California 2030 Capacity Plan, <https://regents.universityofcalifornia.edu/regmeet/july22/b5attach2.pdf>

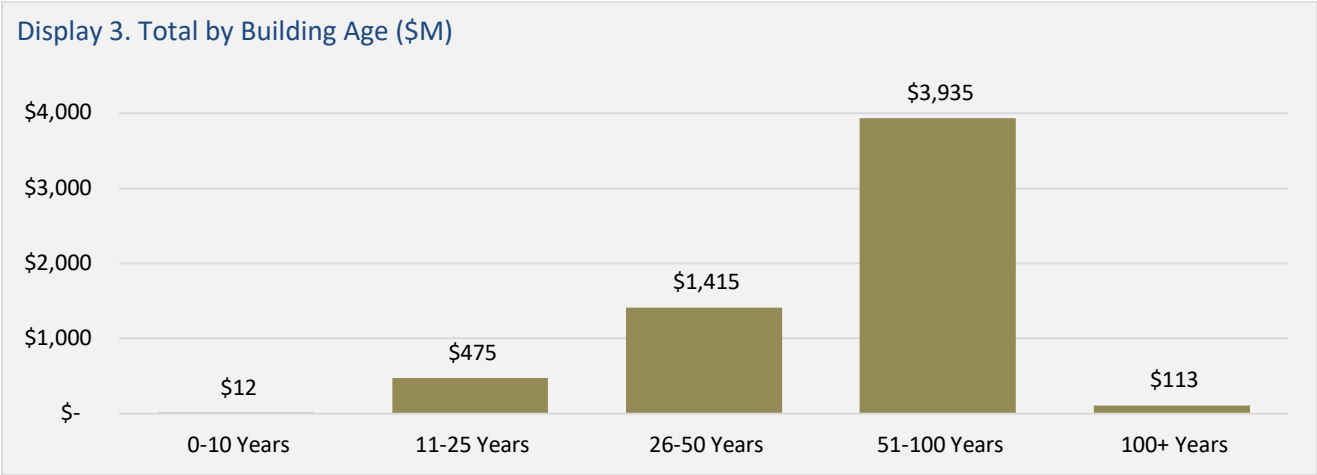
³ The Multi-year Compact Between the Newsom Administration and the University of California, May 2022, <https://dof.ca.gov/wp-content/uploads/Programs/Education/UC-Compact-May-2022.pdf>.

⁴ July 21, 2022: item B5, Discussion Item, Presentation of the UC 2030 Capacity Plan, <https://regents.universityofcalifornia.edu/regmeet/july22/b5.pdf>

incorporating critical restoration and renewal associated with the building, and all required building code and life safety updates triggered by the seismic improvement work.

Building Restoration and Renewal

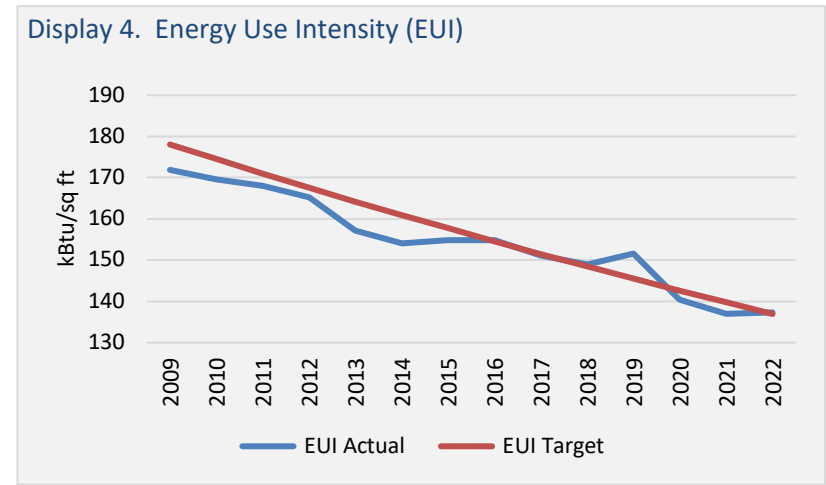
UC’s facilities are becoming more expensive to maintain over time due to increased building complexity, higher utilization, and increasing replacement costs. Many UC building systems and components are at or beyond their useful life. Display 3 depicts UC’s building systems’ total liability by the age of the building.



INTEGRATED CAPITAL ASSET MANAGEMENT PROGRAM

The University uses the Integrated Capital Asset Management Program (ICAMP) to identify, prioritize, and optimize investments related to restoration and renewal. ICAMP provides a data-driven approach to inform systemwide and campus-level capital asset renewal decisions based upon common methodology using associated risks driven by the likelihood and consequence of asset failure. Using ICAMP, UC has identified over 40,000 priority asset replacement needs, representing \$5.9 billion in building systems and \$1.5 billion in campus infrastructure needs.

Energy Efficiency



Energy efficiency is a critical element in UC’s CFP. Campus utility costs and carbon emissions are directly related to UC’s energy use. UC has sought to mitigate rising energy costs and reduce its carbon footprint by minimizing energy consumption in our buildings. To encourage and track progress, UC adopted an internal policy goal to reduce growth-adjusted energy use intensity by 2% each year; refer to Display 4. Though progress has been steadily made,

challenges remain, stemming from UC’s aging infrastructure and the addition of new highly energy-intensive buildings, such as laboratories, medical centers, and other specialized research facilities.

The CFP prioritizes critical restoration and renewal needs that increase energy efficiency, reduce greenhouse gas (GHG) emissions, and lower future energy and maintenance costs. These energy efficiency-focused projects build on efforts such as the University’s updated climate policy and previous State commitments to help the University address its significant amount of restoration and renewal needs by installing new efficient systems while reducing energy use and UC’s carbon footprint.

Examples of projects implemented on UC campuses that both reduce GHG emissions and lower future energy costs include the following.

- Installation of energy-efficient interior and exterior lighting systems.
- Heating, ventilation, and air conditioning equipment retrofits and optimization.
- Enhanced energy management systems and equipment controls.
- Building insulation, efficient windows, and other envelope improvements.
- Installation of new systems to replace existing natural gas equipment to run on clean electricity (e.g., “building electrification”).

Beyond the readily quantifiable GHG, energy, and utility cost savings, many proposed projects will serve as highly visible demonstrations of state-of-the-art energy conservation technologies (e.g., heat recovery chillers and network-controlled LED lighting). These efforts directly support the University’s ongoing leadership role in this critical area of technological innovation and addressing climate change.

CAPITAL INVESTMENT

The funding plan includes projects funded by UC’s General, gift, and federal funds; State’s General and grant funds for select projects approved by the State; and long-term debt. The funding plan also includes public private partnerships.

Non-State Fund Resources

- **UC General Funds and Reserves.** UC General Funds and reserves provide funding for UC’s core educational mission. UC General Funds include Nonresident Supplemental Tuition, a portion of indirect cost recovery on federal and State contracts and grants, application fees, a portion of patent royalty income, and interest on General Fund balances. Auxiliary and medical center reserves are generated from their specific operations.
- **Gift Funds.** Gift funds include those in-hand, pledged, and to-be-raised. Projects dependent upon gifts are advanced when the funding targets have been achieved.
- **Federal Funds.** The funds represent an investment by the Federal government in support of the University’s capital program.

State Resources

The CFP has two sources of State support totaling \$1.8 billion for capital.

- **External Finance – State General Funds.** Under the California Education Code and State Budget Act appropriations, a portion of the University’s State General Fund appropriation is used to pay debt service for capital projects the State has approved. The project list includes \$661 million supporting the University’s academic and research program and \$466 million for student housing projects as part of the State’s Higher Education Student Housing Grant Program.
- **State Funds.**
 - State support of \$526 million of one-time funds for restoration and renewal work and capital outlay for Education and General projects, and \$54 million for medical center projects.
 - State Children’s Hospital Bond Act of 2018 (\$126 million) to construct children’s health care hospitals.

External Financing Supported by Non-State and State Resources

As shown in Display 5, over half (or \$16.8 billion) of UC’s capital program is proposed to be funded by long-term debt. External financing for Education and General projects (\$3.1 billion) is repaid with unrestricted campus funds or, in some cases, State General Funds (see section above). External financing for auxiliary projects (\$7.3 billion) is repaid with revenues generated by the financed projects or State General funds. Similarly, external financing for medical center projects (\$6.4 billion) is repaid with revenues generated by the medical centers.

Each campus and medical center manages its debt burden and evaluates and prioritizes proposed new uses of external financing based on the UC Debt Policy.

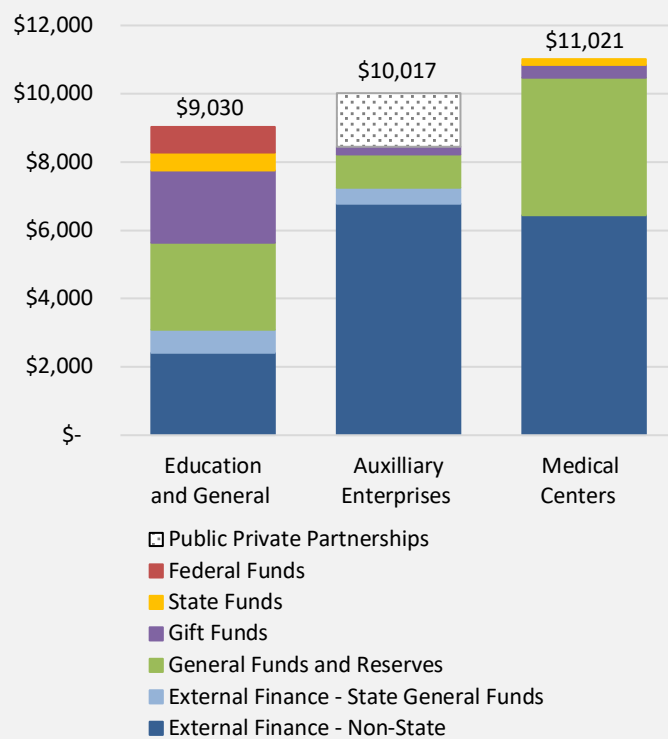
Public Private Partnerships

Public private partnerships (P3) may provide opportunities to deliver facilities for the benefit of campuses and medical centers with limited or no commitment of University capital funds. This mechanism is another tool the University can use to advance projects that may not otherwise have the funding to proceed. UC has found the P3 model to be efficient for those building types commonly developed privately, such as rental and for-sale housing. The CFP includes \$1.6 billion of proposed P3s, primarily for housing.

Identified Funding Plan by Program

Display 5 summarizes the CFP funding plan by program and fund source below.

Display 5. Program Fund Sources (\$M)



Education & General

External Finance – UC General Funds	\$2,419
External Finance – State General Funds	661
General Funds and Reserves	2,557
Gift Funds	2,117
State Funds	526
Federal Funds	751
Total	\$9,030*

Auxiliary Enterprises

External Finance – Auxiliary Funds	\$6,785
External Finance – State General Funds	466
General Funds and Reserves	979
Gift Funds	217
Public Private Partnerships	1,570
Total	\$10,017*

Medical Centers

External Finance – Medical Center Funds	\$6,440
General Funds and Reserves	4,032
Gift Funds	370
State Funds	180
Total	\$11,021*

GRAND TOTAL

\$30,069*

*note: because of rounding, some totals may not correspond with the sum of the separate parts

PROJECT OBJECTIVE CATEGORIES

Each campus and medical center has strategic and academic plans that guide capital needs. Accordingly, the ten campuses, five medical centers, Division of Agriculture and Natural Resources (ANR), Lawrence Berkeley National Laboratory (LBNL), and systemwide each have a chapter in the following section that outlines the location's capital needs. Within the campus chapters, the capital program is further categorized into projects that support education and auxiliary enterprises.

Projects in the campuses' and medical centers' capital programs respond to one or more project objectives or broad categories of need. Each capital project cost is divided among the objectives, and most projects have multiple objectives. Across these objectives, all of UC's projects are designed with sustainability in mind, and many of the projects include improvements in energy efficiency. Display 6 defines the project objectives used in the CFP.

Display 6. Definition Project Objectives

Aging Buildings. Restoration, capital renewal, and capital improvement projects to address issues (non-seismic or life safety) in existing facilities and buildings.

Enrollment. Renovation or new construction for instructional space, including classrooms and teaching laboratories.

Hospital and Clinical Enterprises. Includes inpatient, ambulatory care, diagnostic and treatment, support, and public spaces.

Housing. Renovation or new construction of housing for students, faculty, and staff.

Infrastructure. Improvement/modernization of utilities, roads, bridges, and similar services between buildings. This objective includes central plant-related projects.

Life Safety. Upgrades to existing or installing new fire and other life safety systems (non-seismic). It also includes building code compliance for accessibility or other code issues.

Research. Renovation or new construction for research space.

Seismic. Seismic upgrades to existing facilities or new facilities.

Student Services. Renovation or new construction of space that supports students' intellectual, cultural, and social development outside the context of formal instructional space (formal instructional space is categorized as "Enrollment").

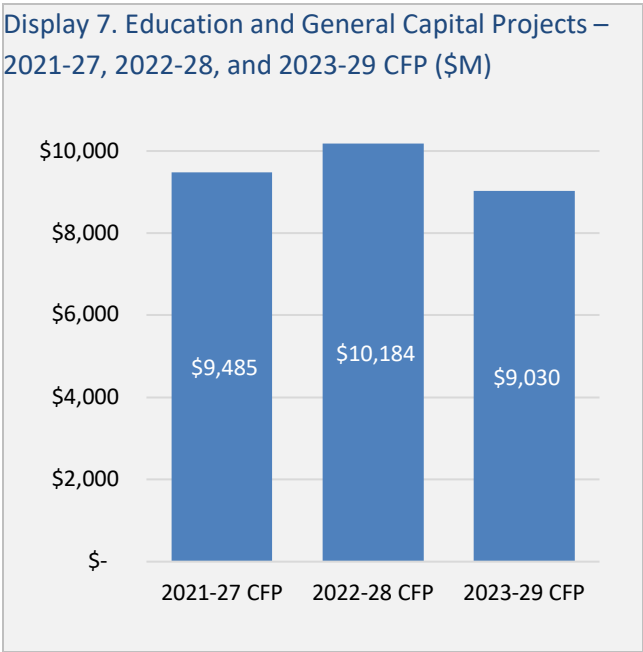
Other. Space not captured in the above categories.

Campuses and medical centers need a significant capital investment for program improvements and growth in their respective areas. With the age of the University's buildings, campuses, and medical centers, considerable investment is needed to address facility modernization.

SUMMARY OF CAPITAL NEED

The following section looks at the 2023-29 capital need for the three capital program categories: Campus Education and General, Campus Auxiliary Enterprises, and Medical Centers, and compares the need to the 2021-27 and 2022-28 CFPs. In general, Education and General projects do not have a revenue stream, contributing to its capital program having a significant funding shortfall. Auxiliary enterprises have revenue streams, but while still recovering from the substantial financial loss amid COVID-19, the enterprises' capital program cannot provide enough housing to meet demand. UC medical centers' capital program has increased to support the continued excellence of UC Health and its public service commitment to improving the health and well-being of all people in California.

Campus Education and General

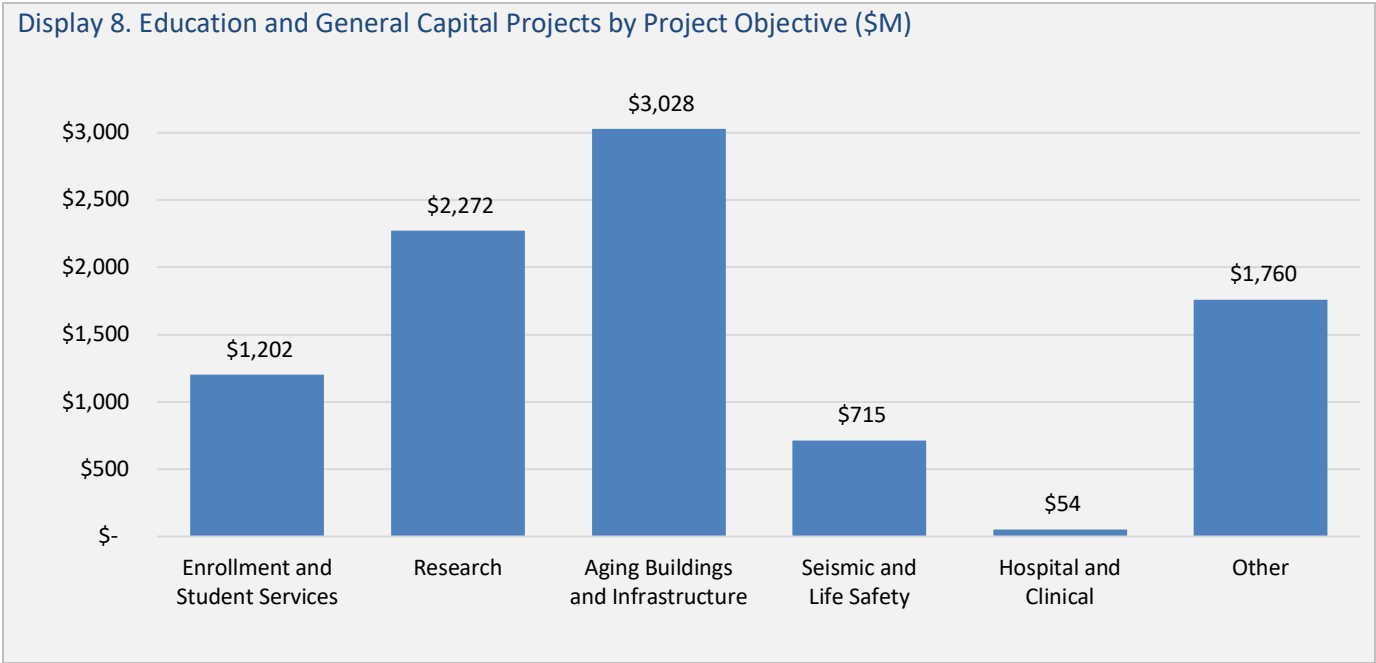


Campus Education and General (E&G) projects involve constructing and renovating instruction, research, student service space, administrative space, and infrastructure supporting the academic program. The E&G program category includes education related to the health sciences; refer to Appendix 1.

In the past year, the funding plan for E&G-related capital is 11% lower (\$1.2 billion); refer to Display 7. With UC’s capital initiatives to comprehensively assess seismic, restoration, and renewal issues, the capital need for those categories remains significant.

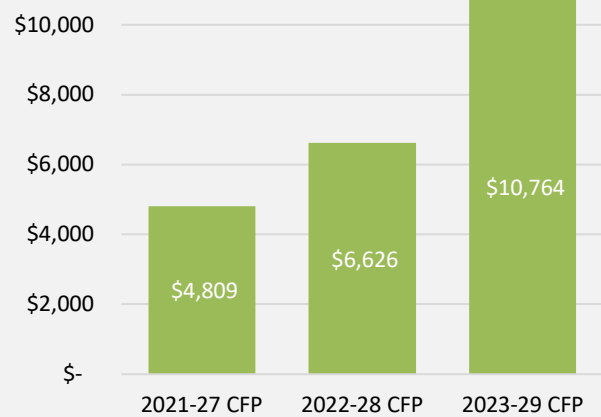
As noted earlier, the E&G program does not have a revenue stream, so funding facilities and infrastructure that serve this program is challenging. In general, UC relies on State support to fund core E&G needs. With

the enrollment scenarios of the UC 2030 Capacity Plan of 23,000 State-supported student FTE (UC *proposed* plan) and 33,000 State-supported student FTE (UC *aspirational* plan), campuses are starting the planning process to accommodate enrollment increase. Research, student services, and other general campus projects support enrollment growth. As noted earlier, a General Obligation bond could assist in furthering these much-needed projects.



Campus Auxiliary Enterprises

Display 9. Auxiliary Enterprise Capital Projects – 2021-27, 2022-28, and 2023-29 CFP (\$M)



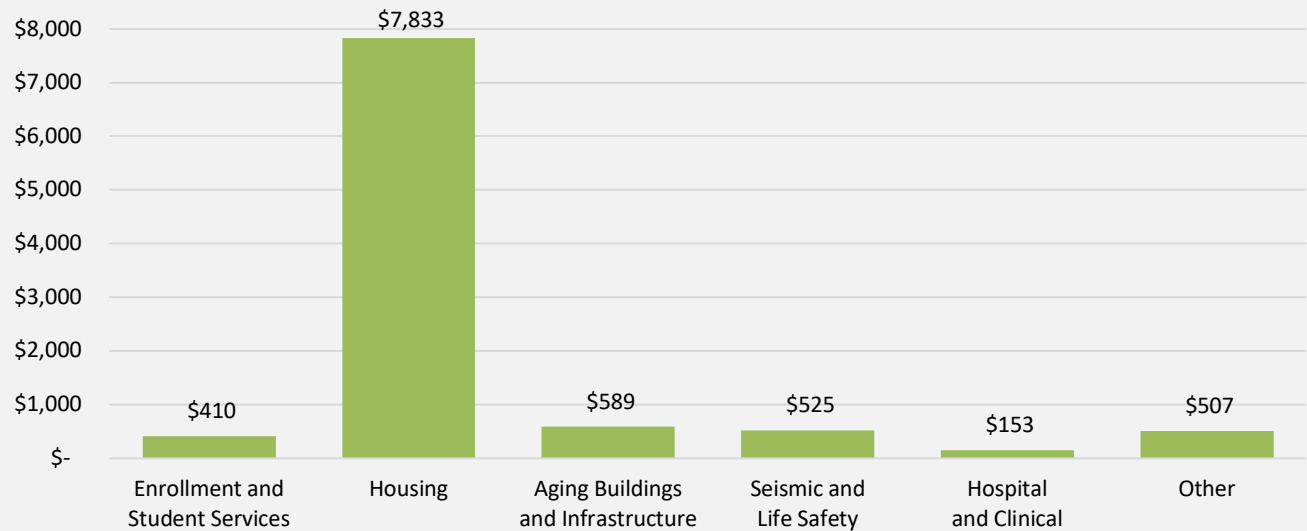
The auxiliaries support the campus academic mission by providing housing for students, faculty, and staff; parking; recreation; and other self-supporting enterprises that enhance and support the campus’s environment. The decline in housing occupancy at the end of the academic year 2019-20 through 2020-21 due to the COVID-19 pandemic resulted in the use of reserves that were previously planned for capital, s the consequence that some housing projects were postponed.

Student housing operations are now fully operational and continue to progress toward recovery from the financial loss from the pandemic. As a result, the associated capital program is significantly larger than the 2022-28 CFP. In the past year, the funding increased

by 51% (\$3.4 billion) in response to the continuing need for more housing; refer to Display 9. The capital projects are predominantly related to campus dining and student housing; refer to Display 10. The projects include approximately 19,400 new student beds and 5,300 housing units for faculty and staff.

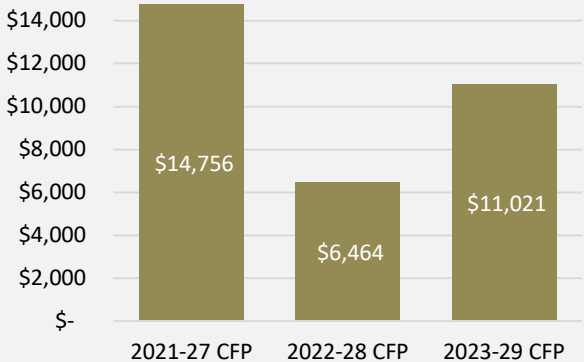
At the same time, auxiliary buildings continue to age. Because of the ongoing facility assessments, funding of \$1.1 billion to address aging buildings, infrastructure, seismic and life safety was identified as a need; refer to Display 10.

Display 10. Auxiliary Enterprise Capital Projects by Project Objective (\$M)



Medical Centers

Display 11. Medical Center Capital Projects – 2021-27, 2022-28, and 2023-29 CFP (\$M)

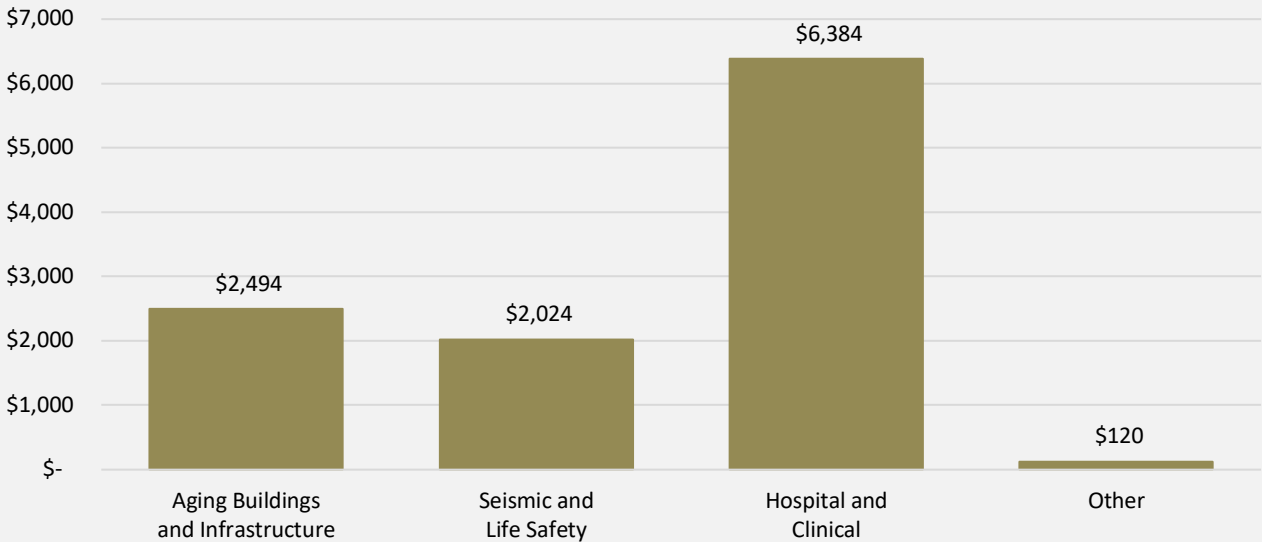


Medical center projects involve hospitals, clinics, and other spaces supporting UC’s five medical centers and associated patient care networks. In the past year, funding for capital needs related to the medical center program category has dramatically increased by 70% (\$4.6 billion); refer to Display 11. This increase involves constructing and renovating hospital and clinical space; refer to Display 12. Significant initiatives include UC San Diego’s Hillcrest Medical Center and La Jolla Hospital Expansion and clinical expansion for UC Davis Health enterprise.

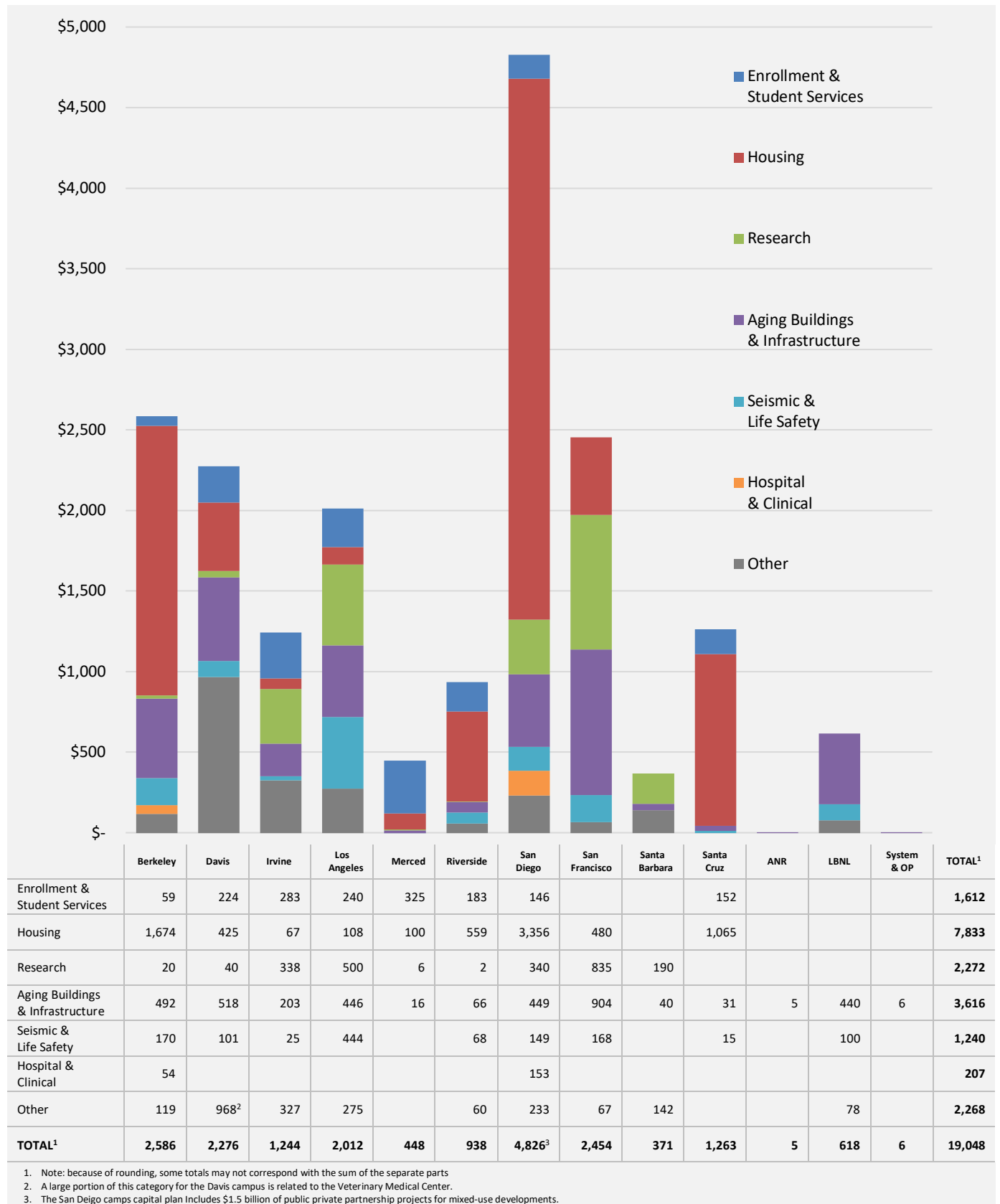
The medical centers are subject to the seismic safety mandates for all hospital acute care facilities that the

State Legislature established in Senate Bill 1953. The capital projects that address aging buildings, infrastructure, seismic, and life safety (\$4.5 billion) represent a significant portion (41%) of the medical centers’ \$11 billion capital program; refer to Display 12.

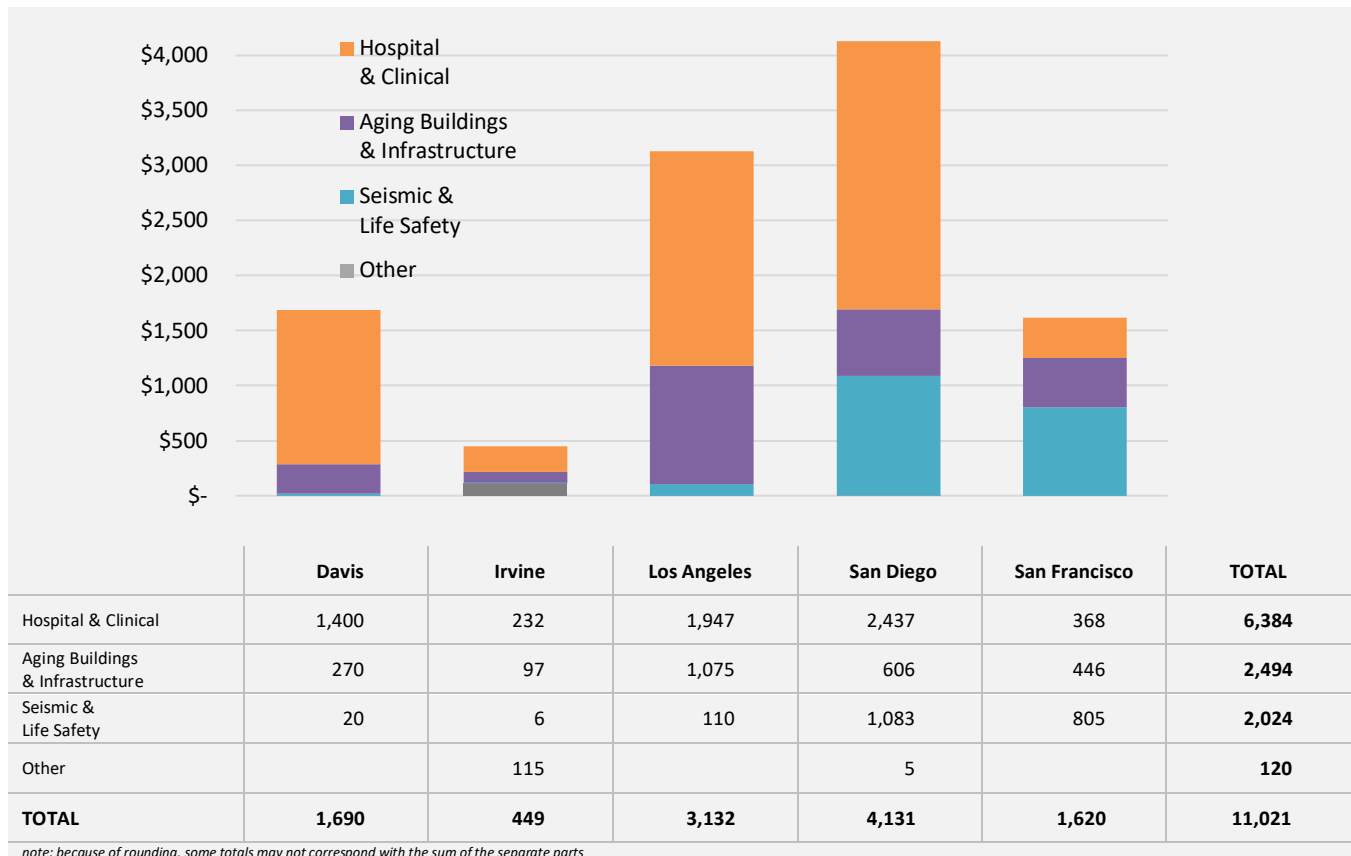
Display 12. Medical Center Capital Projects by Project Objective (\$M)



Display13. SUMMARY OF PROJECT OBJECTIVE BY CAMPUS (\$M)



Display 14. SUMMARY OF PROJECT OBJECTIVE BY MEDICAL CENTER (\$M)



CONCLUSION

The 2023-29 CFP represents \$30 billion of currently identified capital needs.

- The \$9 billion E&G program includes a \$1.2 billion State investment. The 2023 State Budget Act⁵ includes funding for clean energy for the Berkeley campus and campus expansion projects for the Merced and Riverside campuses. Additional capital investments will facilitate UC research in important areas, such as identifying cures for complex diseases. Campuses are leveraging the State's investment in E&G projects with \$7.8 billion of non-State resources.
- The \$10 billion auxiliary enterprises capital program predominantly addresses the critical need for student housing. The State recognized the need and established the Higher Education Student Housing Grant. Accordingly, the 2023 State Budget Act includes funding to support debt service for \$466 million of capital outlay that constructs new student housing.⁶ Over and beyond that investment, the State's California Student Housing Revolving Loan Fund provides \$ 150 million for the University of California

⁵ Senate Bill 104, Budget Act of 2022 and 2023,
https://leginfo.legislature.ca.gov/faces/billTextClient.xhtml?bill_id=202320240SB104.

⁶ The University will issue institutional bonds to finance the student housing projects, and the State will annually provide funds to repay the debt service.

and California State University.⁷ Applications for the loan fund will be made available by April 1, 2024. Loans are projected to be awarded on July 1, 2024.

- The \$11 billion medical center capital program is the largest of the three programs. The capital investment is needed to continue delivering exceptional care and provide the highest level of medical expertise throughout California.

Although the US Department of Health and Human Services declared the COVID-19 public health emergency to be officially over as of May 11, 2023, the pandemic has impacted how the University of California carries out its trifold mission of teaching, research, and service.⁸ The campuses continue to conduct research to provide greater insight into what educational activities require a residential experience, identify opportunities to change the educational delivery model, expand access, and preserve and promote student success. Campuses are changing the criteria for space utilization. Capital plans will need to evolve to address the research findings and reflect updated space planning principles.

⁷ Senate Bill 107, 2023 Higher education trailer bill, https://leginfo.legislature.ca.gov/faces/billNavClient.xhtml?bill_id=202320240SB117. The funding includes two intersegmental projects for UC Merced and UC Riverside with the California Community Colleges.

⁸ US Department of Health and Human Services. Fact Sheet: End of the COVID-10 Public Health Emergency, May 9, 2023, <https://www.hhs.gov/about/news/2023/05/09/fact-sheet-end-of-the-covid-19-public-health-emergency.html>.

Capital Financial Plan

2023-29

By Location

HOW TO READ THE TABLES

Capital Plan with Funding

					Current Term (2023-24 to 2028-29)								
3		Enrollment	Aging Bldgs & Infra	Seismic	4								
						2023-24	2024-25	2025-26	2026-27	2027-28	2028-29	Total	
EDUCATION & GENERAL PROJECTS													
1	Parnassus Water Mains Replacement Program		•		6	5,300 HR 11,200 EF						16,800	
	Capital Projects \$1M to \$10M - Renovation		•	•		52,610 CF	34,400 CF	36,100 CF	38,000 CF	39,800 CF	41,800 CF	242,710	
	Campus Projects Total					69,410	34,400	36,100	38,000	39,800	41,800	259,510	

1 Project List

This column lists the names of projects that are proposed over the six-year plan that have a funding plan.

2 Program Categories

Projects are identified by four program categories:

Education & General: New construction, rehabilitation, and renovation of core instruction, research, and general campus academic space. Includes associated support space and infrastructure.

Education & General – Health: Includes construction and renovation of Health Sciences Education space. This would include graduate and professional schools – such as dentistry, nursing, pharmacy, medicine, optometry, public health, and veterinary.

Auxiliary: New construction, rehabilitation, and renovation of student and faculty housing, dining, student activities, recreation or athletic facilities, student health centers, parking and roads, child care facilities, fee-supported facilities, and other enterprises.

Medical Centers: New construction, rehabilitation, and renovation of patient care facilities, infrastructure, and medical center support space.

3

Indicates if a proposed project addresses one of the of the following areas:

Enrollment – Supports current or future enrollment growth.

Aging Buildings & Infrastructure – Deferred maintenance (DM) scope and/or in implementing the project, the DM backlog is reduced.

Seismic – Scope includes seismic rehabilitation.

4

Plan Year

This area indicates the fiscal year that the project will request budget approval. Project completion dates will vary.

5

Proposed Funding Source

This area provides the proposed source of funding from the following options:

Funding Identified Categories

AR	Auxiliary Resources	OG	Other Grants
CF	Campus Funds	OUS	Other University Systemwide Funds
DD	Donor Developed	P3	Public Private Partnership
EF	External Financing	SG	State Grant
FG	Federal Grant	SGF	State General Fund (includes Pay-As-You-Go)
GF	Gift Funds	SGFF	State General Fund Financed (a form of external financing)
HR	Hospital Reserves	UR	University Fee Reserves (voted, life safety, and registration)



2023-29 BERKELEY CAMPUS CAPITAL NEED

UC Berkeley has been opening minds since 1868, and the campus community's commitment to its founding principles of tolerance, diversity, respect, and access is unwavering. Berkeley's 2021 Long Range Development Plan (LRDP) plans for the long-term space needs, strategic land use, and capital opportunities to address academic and campus life priorities and enrollment in an integrated and sustainable manner. Substantial capital investment is needed to replace and expand academic space for instruction and research, address student housing, and improve student support spaces for anticipated enrollment growth.

Priorities

Campus priorities for the next six years are the new campus energy system, seismic improvements and building modernization, new research and classroom space, and selective new construction for housing and signature initiatives. The Berkeley campus has identified approximately \$12.7 billion of capital need; approximately \$2.6 billion has a funding strategy. This includes approximately \$104 million to address seismic safety, more than \$1.7 billion for student housing, and more than \$337 million for restoring State- and non-State-supportable facilities. For more information, refer to the summary in Display 1.

Challenges

Enrollment Berkeley's 2021 LRDP enables the campus to adapt its physical space and infrastructure to respond to emerging priorities, new technology and ways of working and learning, evolving academic pedagogies, and the needs of an increased student population. Capital investment in housing, modernization and safety, and student support space is needed to support student enrollment growth over the past decade and will continue to be critical to keep pace to meet future needs. Capital projects are planned to prioritize investment in space essential for in-person, on-campus student engagement, learning, and research. The Berkeley campus is also exploring opportunities to advance campus goals and accommodate enrollment in off-campus and hybrid programs, including a potential program at NASA Moffett Field and strategic uses of the Richmond Field Station.

Seismic Seismic improvement remains a campus priority. Due to the scale of its seismic needs, the age of its existing facilities, and the limited availability of surge space, the campus is approaching this challenge with both new construction and select renovation and demolition. In the past year, the campus has started or completed construction on several projects, including starting construction of the Academic Replacement Building and the Gateway Building, both of which help replace the classroom, research, and office space in Evans Hall (SPR VI) and several other buildings with an SPR of V; construction of a new seismically-improved roadway viaduct for Centennial Bridge; completing construction of the Moffitt Library Seismic Improvement project; and the demolition or decant of several other structures. The campus has begun planning on over \$100 million worth of other seismic projects, including the Old Art Gallery Seismic Improvement project to house Switch Station 8, the demolition of University Hall to enable the development of the Berkeley Innovation Zone, and the demolition of 2200 Bancroft and the Channing Parking Structure for new student housing. The campus is refining its plans for major new construction and renovation projects that would provide seismically resilient space for mathematics, physics, economics, and related departments; the new space would provide improved space to serve current and future enrollment and provide opportunities for interdisciplinary research. A funding strategy for these significant future capital projects has not been identified.

In accordance with the UC Seismic Policy requirements, the campus has surveyed the seismic safety of its building inventory. Seismic evaluations have identified approximately 192 buildings (6.9 million gross square

feet) with a Seismic Performance Rating of V or VI, requiring seismic improvement at a cost of approximately \$6.2 billion. Using numerous factors, including the UCOP risk model, the campus has established priorities for renewal, restoration, or replacement. Buildings identified as Priority A are included in the CFP at a cost of approximately \$1.1 billion. This estimated cost does not include necessary upgrades for outdated building systems at the end of their functional life, nor does it include programmatic improvements or address energy efficiency in these buildings. Seismic improvement is a campus priority, and projects will be implemented as capital resources become available.

Energy Efficiency and Climate Planning is underway for the “Clean Energy Campus” to build and transition the campus to a new 100% clean energy system. In the next six years, the campus will implement over \$249 million in projects to support this initiative, supported by generous funds provided by the State. The initial work includes replacing the functions of the existing cogeneration plant with a new central “Electrical Heating and Cooling Plant” (EHCP), distribution networks that connect nearly 75% of the campus thermal energy load to the new plant, improvements to select buildings’ systems to support connections to the EHCP, and construction of Switch Station 8. The new system at full build-out would be designed to serve the current and projected campus population and development, consistent with the 2021 LRDP. To complement the State funding, the campus anticipates the need for additional investments in upgrading building systems, expanding distribution facilities to other campus facilities, and implementing other energy resiliency measures such as photovoltaics, fuel cells, and battery storage. Full implementation of the Clean Energy Campus project would allow the campus to eliminate nearly 85% of its building energy greenhouse gas emissions.

Aging Buildings and Infrastructure To maintain competitive alignment with peer institutions and support enrollment, many aging buildings require substantial investment to accommodate advanced research and increased student enrollment. The campus currently has a backlog of over \$1 billion in State-supportable restoration and system renewal needs. The campus spends approximately \$10 million annually on restoration, a fraction of industry best practices, and has identified a strategy for leveraging philanthropic giving to increase campus renewal investment to address emergent priorities that support critical research and address recruitment and retention.

Student Housing The Berkeley campus houses a lower percentage of undergraduate and graduate students than any other UC campus. The campus’s LRDP plans for more than 11,000 new beds to address the student housing shortage and maintain the campus’s ability to recruit faculty, graduate students, and postdocs. The construction of new housing will rely on external financing. Housing projects in the Capital Financial Plan include a campus investment of over \$1.8 billion (over 5,600 beds) over the next six fiscal years. The campus has also identified two future housing projects for which a funding plan has not been identified that would represent another \$545 million investment in new student housing. The campus is currently completing two significant housing projects -- Helen Diller Anchor House with 772 beds for transfer students, and Albany Village Apartments with 761 beds that will triple the existing supply of campus housing for single graduate students.

Post-Pandemic Issues The Berkeley campus’s growing student enrollment and expansion of academic and research endeavors create a near-constant need for additional space that outpaces new construction and renovation. The campus continually innovates in allocating and using its space to make the highest and best use of limited resources in addressing critical needs and priorities. In 2021, the campus organized a Future of Work committee charged with creating new practices and policies that capitalize on hybrid and remote work. One focus has been the prioritization for large administrative staff departments to downsize into remote locations, making central campus space available for academic, research, and student life functions. These changes

continue to be implemented to prioritize space that supports the campus’ academic Strategic Plan as well as restoration, renewal, and seismic priorities.

Funding

The Berkeley campus has a significant proposed capital need totaling \$12.7 billion. Various sources are anticipated for the projects with funding identified, including campus funds, philanthropic gift funds, external financing, and State funds; refer to Display 2. The list of projects with funding is shown in Display 3. Approximately 80% (or \$10.1 billion) of the proposed projects do not yet have fund sources identified.

Because of the rising cost of operations, UC Berkeley can only divert an extremely limited amount of campus investment toward capital projects. The campus continues to rely on the State, philanthropy, private partnerships, and external financing for advancing critical priorities.

Gift Campaigns: The Berkeley campus launched Light the Way: The Campaign for Berkeley — a historic effort to raise funds for faculty and graduate students, undergraduate opportunities and experience, research, and first-rate facilities. The campaign has raised \$6.7 billion, with over \$1.16 billion of this total being directed toward capital projects — more than three times the amount raised in the previous campaign. During the Light the Way Campaign, the campus has completed fundraising for the following projects: Bakar BioEnginuity Hub, Chou Hall, Helen Diller Anchor House, Intersection Apartments, Jacobs Hall, Legends Aquatic Center, Moffitt Library’s Center for Connected Learning, and the Athletics’ Gender Equity Campaign. Berkeley continues to seek philanthropic support for several remaining capital projects, including:

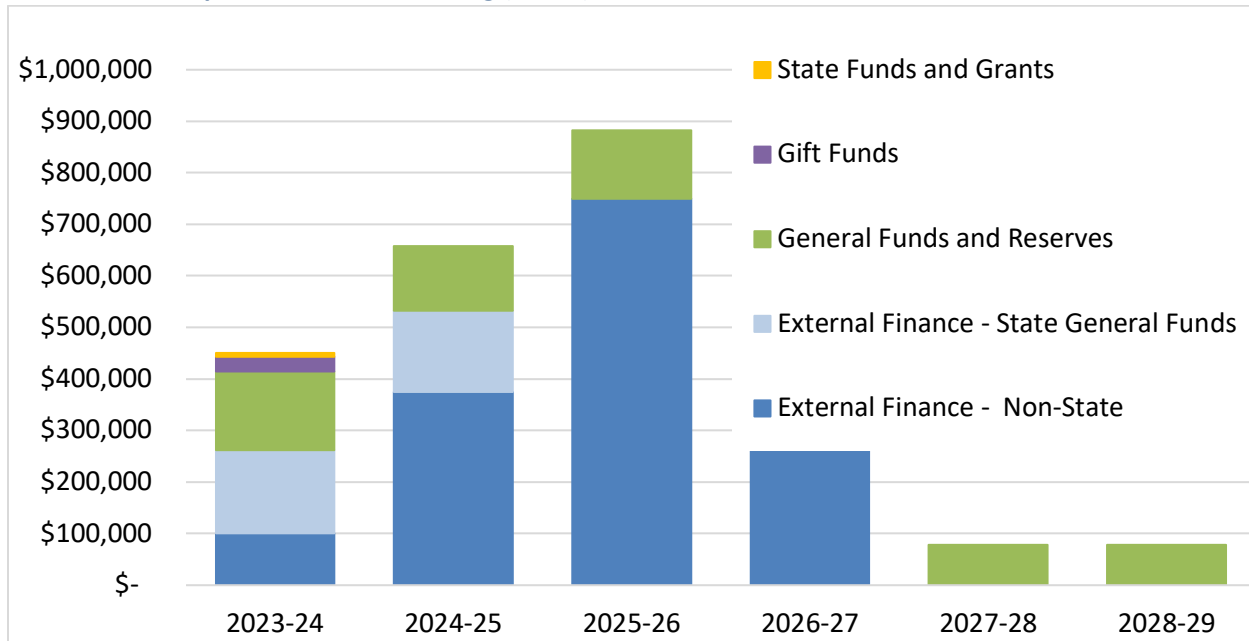
- The Gateway Building, a new home for the new College of Computing, Data Science, and Society;
- The Bechtel Engineering Center Expansion will transform the engineering student center into a vibrant hub of learning and discovery, cross-disciplinary collaboration, innovation, and entrepreneurship; and
- Heathcock Hall, a new College of Chemistry lab building.

Projects with Funding Not Identified The Berkeley campus has identified a capital need with funding not identified of approximately \$10.1 billion. For the list of projects, see Appendix 2.

Display 1. **Summary of Current Term (2023-24 to 2028-29) Capital Need (\$000s)**

	2023-24	2024-25	2025-26	2026-27	2027-28	2028-29	Total
Capital Need with Funding	450,818	657,190	882,000	440,000	78,000	78,000	2,586,008

Display 2. \$2.6B Capital Need with Funding (\$000s)



For projects with gift funds identified as a fund source, fundraising efforts may still be in progress.

Display 3. Berkeley Campus Capital Need with Funding (\$000s)s

	Enrollment	Aging Bldgs & Infra	Seismic	Current Term (2023-24 to 2028-29)					
				2023-24	2024-25	2025-26	2026-27	2027-28	2028-29
EDUCATION & GENERAL PROJECTS									
Berkeley Innovation Zone - University Hall Seismic Demolition			●	10,000 EF 5,000 CF					15,000
Edwards Stadium East Bleacher Structure Seismic Demolition			●	15,000 CF					15,000
Intersection Emeryville Optometry Clinic				17,500 GF 29,030 EF 7,500 CF					54,030
Moffitt Library Levels 1-3 Renovation (Center for Connected Learning) Augmentation	●			10,993 GF 150 CF					11,143
Switch Station 8 and Old Art Gallery/Powerhouse Seismic Renewal		●	●	16,810 SGFF 8,190 SGF					25,000
Clean Energy Campus - EHCP and Distribution		●		40,000 SGFF	157,190 SGFF				197,190
Berkeley Innovation Zone - ClimatEnginuty Hub					TBD DD				TBD
Berkeley Innovation Zone - IGI Expansion Building					TBD P3				TBD
Moffett Field Development Project					TBD P3				TBD
Resilient Water Plan Project 1: West Oval Glade Renewal		●		10,000 CF					10,000
Anna Head Seismic Remediation		●	●			40,000 CF			40,000
Campus Capital Renewal		●		40,000 CF	40,000 CF	40,000 CF	40,000 CF	40,000 CF	240,000

	Enrollment	Aging Bldgs & Infra	Seismic	Current Term (2023-24 to 2028-29)						
				2023-24	2024-25	2025-26	2026-27	2027-28	2028-29	Total
Capital Projects \$1M to \$10M (E&G)	•	•	•	23,000 CF	23,000 CF	23,000 CF	23,000 CF	23,000 CF	23,000 CF	138,000
Total Education & General:										745,363
AUXILIARY PROJECTS										
Beach Volleyball Facility				15,000 CF						15,000
Softball Facility Improvements -- Augmentation				10,000 CF						10,000
Housing Project #2 Student Housing and Open Space -- Augmentation				112,645 SGFF						112,645
Bancroft Parking Structure Replacement				48,000 EF 10,000 CF 5,000 SGFF						63,000
Housing Project #3: Bancroft Housing			•		375,000 EF					375,000
Tennis Practice Facility Replacement					25,000 CF					25,000
Housing Project #4: Channing Housing			•			750,000 EF				750,000
Housing Project #5: Maximo Martinez East							350,000 EF			350,000
Units 1 & 2 Tower Renewal				12,000 AR	12,000 AR	12,000 AR	12,000 AR			48,000
Capital Projects \$1M to \$10M (AUX)	•		•	15,000 CF	15,000 CF	17,000 CF	15,000 CF	15,000 CF	15,000 CF	92,000
Total Auxiliary:										1,840,645
Total Campus Projects with Funding				450,818	657,190	882,000	440,000	78,000	78,000	2,586,008



2023-29 DAVIS CAMPUS CAPITAL NEED

UC Davis's strategic vision includes championing academic excellence, social mobility, and diversity, as well as fostering leadership in addressing global issues. In support of this vision, the 2023-29 Capital Financial Plan (CFP) identifies investments to support restoration, renewal, life safety and security upgrades, and infrastructure that are critical to enabling the continued use of existing buildings, as well as providing for new and renovated facilities that support the academic and research mission and campus growth and expansion.

Priorities

Seismic improvements, restoration, fossil-fuel reduction, expansion, and capital renewal are key components of the CFP. The campus engages in a continuous and iterative process to evaluate the priority of investments and resources available to support these needs. Looking ahead, the CFP continues to prioritize investments necessary to ensure that the basic needs that support the safety and reliability of buildings and critical infrastructure are met. Program improvements to support research and specialized instruction, such as teaching labs, also remain a high priority. The campus's expansion into Sacramento through the development of Aggie Square is well underway with the first two buildings nearing completion. The Davis campus has identified approximately \$4.7 billion of capital need; approximately \$2.3 billion has a funding strategy. For more information, refer to the summary in Display 1.

Challenges

Post-Pandemic Issues Construction projects continue to experience supply chain disruptions and inflation, which have caused project schedule delays, increased costs borne by projects, and challenged the campus's traditional procurement methods.

Changes to how the campus community works and operates continue to be a factor in facilities needs analysis and opportunities. A program that incentivizes the release of underutilized space is in its third year. UC Davis underwent a "workplace reimagined" process, which provides greater flexibility for faculty and staff and has reduced demand for leased space in the community. Emerging space and facility use changes will continue to be evaluated, and the campus will steward financial investments in facilities and infrastructure that support the shifting operational paradigm. The increase in remote work opportunities is beginning to provide a limited amount of unanticipated flexibility for completing work in occupied campus buildings.

Aging Buildings and Infrastructure The campus currently has a backlog of approximately \$800 million in documented State-supportable restoration. The campus continues to prioritize restoration needs and leverage capital investments to address critical needs where physically and fiscally possible.

UC received \$125 million of 2022-23 State funds to address the restoration of State-supportable facilities and infrastructure. Of this amount, the Davis campus will receive approximately \$12 million to support the deferred maintenance work within five buildings receiving seismic improvements.

Seismic The campus continues to prioritize seismic improvements. The campus currently has seismic work funded and in planning or construction on eight buildings totaling nearly 450,000 gross square feet.

In accordance with the UC Seismic Policy requirements, the campus has surveyed the seismic safety of its building inventory. Seismic evaluations have identified approximately 137 buildings (148 structures) with a Seismic Performance Rating of V or VI requiring seismic improvement at a cost of approximately \$900 million.

Using numerous factors, including the UCOP risk model, the campus has established priorities for renewal, restoration, or replacement. Thirteen buildings identified as Priority A are included in the CFP at a cost of approximately \$300 million. An additional 20 structures have been categorized as Priority B, and over 100 are categorized as Priority C. Many of these buildings also need significant investment to restore, renew, and provide program improvements. The campus is significantly challenged from a funding and timing perspective to meet the UC Seismic Safety Policy requirements.

For both seismic and restoration, ongoing systemwide assessments could result in the identification of additional projects or adjustments to estimated budgets as the scope of corrective action is refined. The CFP identifies work in these areas that could be optimistically implemented during the life of the plan when resources are identified.

Energy Efficiency UC Davis owns and is responsible for maintaining many of the campus's robust infrastructure systems, creating unique challenges to maintain, replace, and grow these systems to meet demand and address emerging regulatory compliance and sustainability goals. The campus recently completed the first of a multi-phase project to convert from an inefficient campus steam distribution system to an energy-efficient hot water system. The CFP identifies the need to continue this conversion effort to mitigate risks associated with aging infrastructure and support sustainability goals. In addition, UC Davis continues to refine master plans for all campus-owned utilities. Although recommended improvements exceed available resources, the most acute near-term needs, including electrical system improvements, are reflected in the CFP.

Academic and Support Space The campus has invested significantly in academic and student support space in recent years to provide capacity and technology to support student instruction and engagement in the near term. However, investment in new teaching laboratories and renovation of existing facilities are necessary to promote timely progress to degree and hands-on learning experiences for students. The campus utilizes an integrated-planning approach to address these needs, improve seismic safety, and address existing building deficiencies.

Student Housing UC Davis is implementing the most ambitious student housing plan in campus history. At the start of the 2023-24 academic year, the campus opened the Orchard Park Redevelopment project, primarily supporting graduate students and students with families. This project joins several other recent investments in student housing and dining that are helping the campus meet its commitment to house all growth in the student population above the 2018 Long Range Development Plan (LRDP) baseline. Additional student housing is anticipated in the CFP, with the need for these projects tied to enrollment growth.

Funding

The Davis campus has a proposed capital program totaling \$4.7 billion. Approximately half of the proposed projects do not yet have fund sources identified, and a large portion of the projects with funding identified include sources such as gifts that are not yet realized. Various sources are anticipated for the projects with funding identified, including campus funds, State funds, federal grant funds, external financing, and gift funds; refer to Display 2. The list of projects with an identified funding plan is shown in Display 3. Projects have been estimated based on current knowledge of market conditions; given current levels of inflation and instability in the market, these figures may change substantially before the campus has the opportunity to implement the projects.

Non-State Resources Funding State-Supportable Scope Of the 28 projects included in the CFP with funding identified, 20 are fully State-supportable, and two are partially State-supportable. These projects include new academic and academic support buildings, renovations to existing buildings to provide life safety and accessibility improvements, infrastructure improvements, and security enhancements. Approximately \$2 billion in funding is needed for these State-supportable projects. If the campus chooses to implement these critical projects without State funding, it would need to use other sources, including, but not limited to, external financing, gifts, federal grants, and campus funds. In addition to allocating campus funds to deliver capital projects in State-supportable facilities, the campus is also allocating scarce resources to support the operations and maintenance of these facilities.

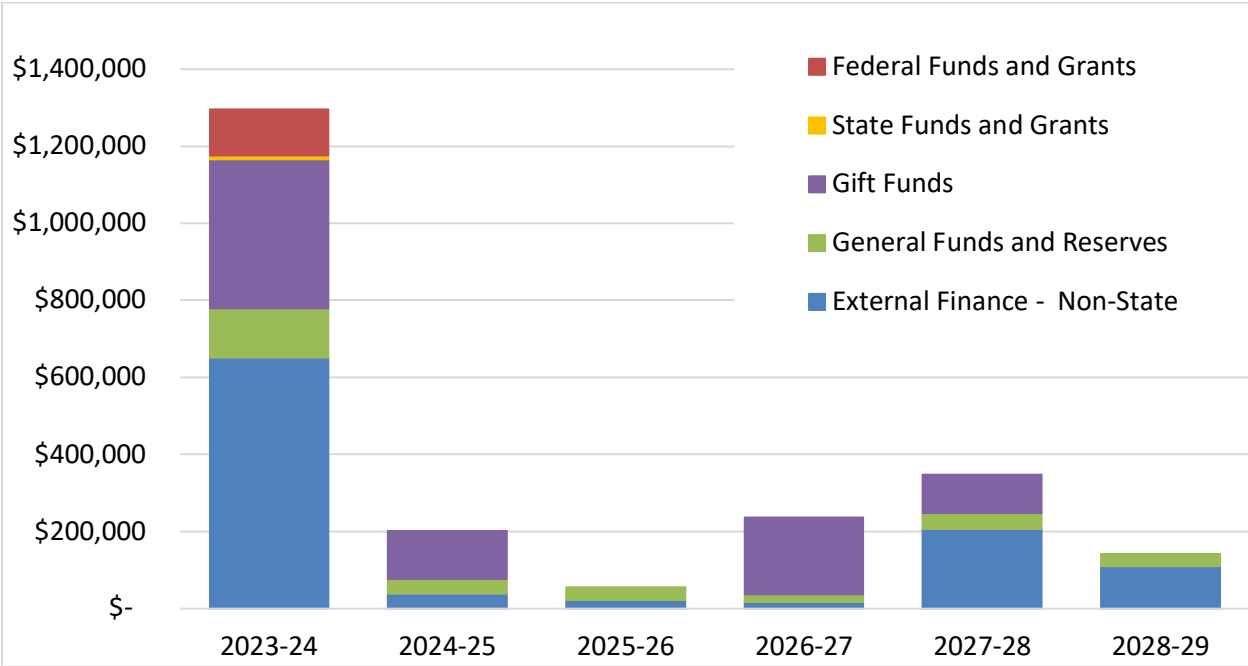
Gift Campaigns The campus relies on gift funds to support its capital plan. The campus has launched its second comprehensive fundraising campaign with donor support aimed at funding research, education, and discovery. Gift funding is being pursued for several capital projects as part of this campaign, including the proposed Grand Challenges (Multi-Disciplinary Research) facility, as well as a number of other program-based initiatives.

Projects with Funding Not Identified The Davis campus has identified a capital need with funding not identified of \$2.4 billion. For the list of projects, see Appendix 2.

Display 1. Summary of Current Term (2023-24 to 2028-29) Capital Need (\$000s)

	2023-24	2024-25	2025-26	2026-27	2027-28	2028-29	Total
Capital Need with Funding	1,295,635	201,000	55,000	236,000	347,000	141,000	2,275,635

Display 2. \$2.3B Capital Need with Funding (\$000s)



For projects with gift funds identified as a fund source, fundraising efforts may still be in progress.

Display 3. Davis Campus Capital Need with Funding (\$000s)

	Enrollment	Aging Bldgs & Infra	Seismic	Current Term (2023-24 to 2028-29)						
				2023-24	2024-25	2025-26	2026-27	2027-28	2028-29	Total
EDUCATION & GENERAL PROJECTS										
Agricultural Innovation Center	●	●		10,400 CF 45,100 GF 9,600 EF						65,100
Animal Sciences Teaching Facility	●			15,000 EF						15,000
Botanical Conservatory	●			20,000 GF						20,000
Aggie Square Tenant Improvements				50,000 EF						50,000
Computational and Data Sciences	●			50,000 GF						50,000
Geotechnical Centrifuge Facility		●		120,000 FG 9,000 CF						129,000
Grand Challenges (Multi-Disciplinary Research)	●	●		150,000 EF 50,000 GF						200,000
Laboratory for Energy-related Health Research (LEHR) Remediation		●		22,000 CF						22,000
Library Renovations		●		50,000 GF						50,000
Solano Water Treatment Plant		●		40,000 EF						40,000
Steam to Hot Water Conversion - Building Conversions		●		65,000 EF						65,000
Switch Station S3 Improvements		●		35,000 EF						35,000
Thermal Energy Storage and Heating Recovery Chillers		●		55,000 EF						55,000
Wildlife Teaching Center		●		50,000 GF						50,000
Winery Expansion	●			25,000 GF						25,000
Aggie Square Phase 2					TBD P3					TBD
Capital Projects < \$10M	●	●	●	25,000 EF 25,000 CF 15,000 GF	20,000 EF 20,000 CF	10,000 EF 20,000 CF	10,000 EF 10,000 CF	10,000 EF 10,000 CF	10,000 EF 10,000 CF	195,000
Infrastructure Projects <\$10M	●	●		15,000 CF 15,000 EF	10,000 CF 10,000 EF	10,000 CF 10,000 EF	5,000 CF 5,000 EF	5,000 CF 5,000 EF	5,000 CF 5,000 EF	100,000
						Total Education & General:				1,166,100
EDUCATION & GENERAL – HEALTH PROJECTS										
Veterinary Medical San Diego Clinic				30,000 CF						30,000
Veterinary Medical Center	●	●		13,535 EF 80,000 GF 9,000 SGF	95,000 GF		200,000 GF	100,000 GF		497,535
					Total Education & General – Health:				527,535	
AUXILIARY PROJECTS										
Hutchison Field Renovations				10,000 EF 2,000 AR						12,000
Segundo Infill Housing				5,500 AR 104,500 EF						110,000
Student Opportunity Center			●	6,000 UR 59,000 EF						65,000
Equestrian Center					30,000 GF					30,000

	Enrollment	Aging Bldgs & Infra	Seismic	Current Term (2023-24 to 2028-29)						Total
				2023-24	2024-25	2025-26	2026-27	2027-28	2028-29	
Unitrans Administrative Building					2,000 UR 8,000 EF					10,000
West Village Student Housing								21,000 AR 189,000 EF		210,000
Regan Redevelopment									10,500 AR 94,500 EF	105,000
Auxiliary Projects <\$10M		•	•	11,000 AR 5,000 EF	5,000 AR 1,000 EF	4,000 AR 1,000 EF	5,000 AR 1,000 EF	5,000 AR 2,000 EF		40,000
Total Auxiliary:										582,000
Total Campus Projects with Funding				1,295,635	201,000	55,000	236,000	347,000	141,000	2,275,635



2023-29 DAVIS HEALTH CAPITAL NEED

UC Davis Health is improving lives and transforming health care by providing excellent patient care, conducting groundbreaking research, fostering innovative, interprofessional education, and creating dynamic, productive partnerships with the community. UC Davis Health is a hub of innovation that encompasses a 646-bed (Trauma Level One) acute care hospital, a National Cancer Institute-designated Cancer Center, a pioneering telehealth program, the Medical Investigation of Neurodevelopmental Disorders (MIND) Institute, a Children's Hospital, outpatient clinics in communities throughout northern California, UC Davis School of Medicine and the Betty Irene Moore School of Nursing.

Priorities

The 2023-29 Capital Financial Plan (CFP) priorities for UC Davis Health continue to focus on improving inpatient, outpatient, research, and education space by cost management of an active and large capital program; working towards meeting California seismic mandates; modernizing aging infrastructure and technology; reducing fossil fuel consumption; upgrading hospital space, medical equipment, and parking infrastructure to support continued growth; and clinical expansion and strategic acquisitions in the Sacramento region to improve patient access to better serve the community. UC Davis Health continues to make progress on the two largest construction projects on the Sacramento Campus, the California Hospital Tower and the 48X Surgery Center.

Campus Master Plan UC Davis Health embarked on a Campus Master Plan (plan) effort to create a comprehensive 10-to-20-year facilities and infrastructure plan that will generate a cohesive strategy that will consider UC Davis Health's growth needs while helping to guide the capital program. The plan will address campus-wide operations, both clinical and non-clinical, utilities, sustainability, mobility, and parking systems for current and future development on the Sacramento Campus.

Aging Buildings and Infrastructure Capital renewal and restoration projects that address aging infrastructure and facilities are a high priority and are included in the CFP. UC Davis Health is conducting a detailed facilities assessment of its capital assets to establish a comprehensive plan to address, prioritize, implement, and manage capital renewal and restoration needs.

UC Davis Health has identified approximately \$1.8 billion of capital need; approximately \$1.7 billion has a funding strategy. For more information, refer to the summary in Display 1.

Challenges

Seismic While UC Davis Health continues to be committed to addressing the seismic safety of its facilities, financial and physical constraints continue to be a challenge. Ongoing seismic projects in active hospital space present challenges in project approach and delivery. In addition, the financial resources available to address seismic compliance is not only a challenge in terms of capital expenditure but also require additional financial resources to account for future building demolitions that are not considered a capital project.

Future of Healthcare For front-line services, UC Davis Health continues to evaluate flexible solutions to facility needs in anticipation of future advances in healthcare delivery and the consequent facility needs for patient-serving activities. Finding creative, adaptable, and cost-effective building solutions will be a continued theme behind all capital ventures for UC Davis Health as it finds ways to expand and grow its presence in the Sacramento region.

Energy Modernization UC Davis Health completed a comprehensive utilities master planning effort to upgrade infrastructure needs and modernize the central utility plant with successive projects shifting toward electricity as a primary power source. Shifting energy solutions for the Sacramento campus will create new capital needs and higher operational expenses than current conditions. Planning for these details will require considering potential federal, State, and UC Davis campus/Health resources to achieve financial, environmental, and operational efficiencies.

Funding

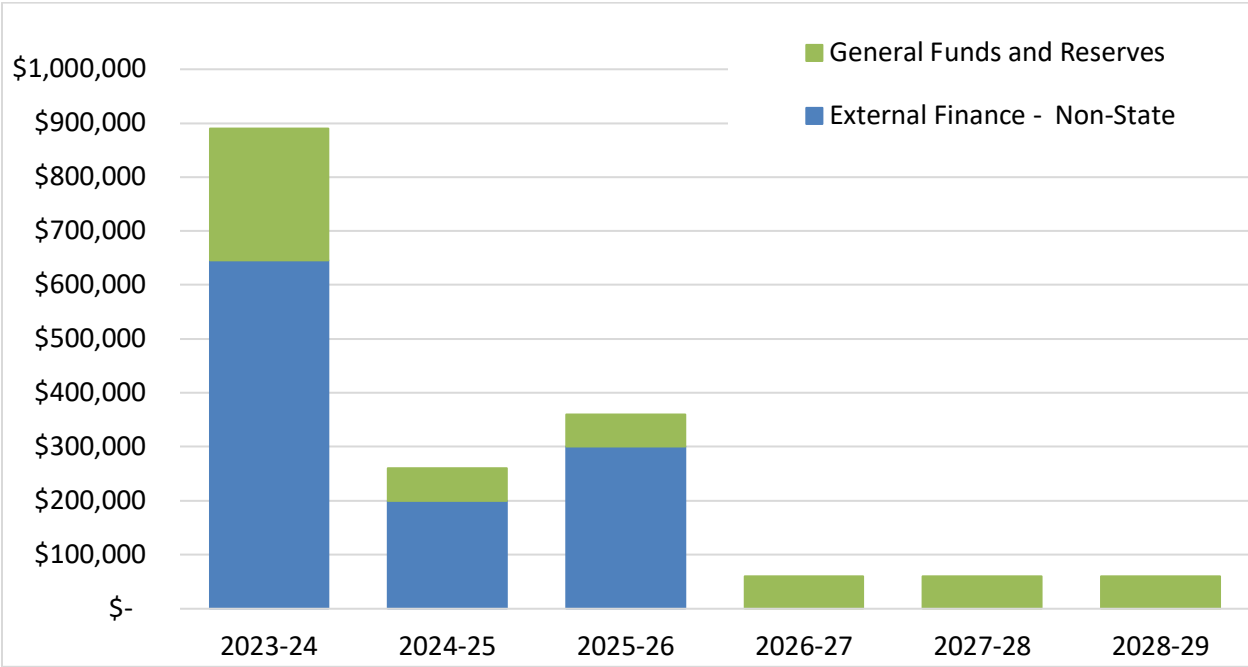
UC Davis Health has a significant proposed capital program, totaling \$1.8 billion. Approximately 5% (or \$95 million) of the proposed projects do not yet have fund sources identified. Various sources are anticipated for the projects with identified funding, including hospital reserves and external financing; refer to Display 2. The list of projects with funding is shown in Display 3.

Projects with Funding Not Identified The Davis Health campus has identified a capital need with funding not identified of \$95 million. For the list of projects, see Appendix 2.

Display 1. Summary of Current Term (2023-24 to 2028-29) Capital Need (\$000s)

	2023-24	2024-25	2025-26	2026-27	2027-28	2028-29	Total
Capital Need with Funding	890,000	260,000	360,000	60,000	60,000	60,000	1,690,000

Display 2. \$1.7B Capital Need with Funding (\$000s)



Display 3. UC Davis Health Capital Need with Funding (\$000s)

	Enrollment	Aging Bldgs & Infra	Seismic	Current Term (2023-24 to 2028-29)						
				2023-24	2024-25	2025-26	2026-27	2027-28	2028-29	Total
Central Utility Plan Expansion		•		100,000 EF 120,000 HR						220,000
C-Street Infusion & Interventional Psychiatry				29,500 HR						29,500
Davis Tower Domestic Hot Water Piping		•		20,000 EF						20,000
Folsom Pulmonary & GI Replacement and Expansion				38,000 EF						38,000
Main Hospital Interventional Radiology Suite Upgrade				26,500 EF						26,500
Medical Campus OR Integration Modernization				68,000 EF						68,000
Parking Structure 7				66,000 EF						66,000
Real Estate Acquisition				42,000 EF						42,000
SESP 1 st Floor Observation Beds & Financial Clearance				28,000 EF						28,000
SESP Cath Lab Replacement				30,000 EF						30,000
SESP Radiology (1P742, 1P745) CT Scanner Replacement				15,000 HR						15,000
UC Davis Health Priority 1 (Renovation/Replacement/Expansion)				14,000 HR						14,000
UC Davis Health Priority 2 (Renovation/Replacement/Expansion)				28,000 EF						28,000
UC Davis Health Priority 3 (Renovation/Replacement/Expansion)				42,000 EF						42,000
UC Davis Health Initiative 1 (Clinical Expansion)				128,000 EF						128,000
UC Davis Health Initiative 2 (Clinical Expansion)					100,000 EF					100,000
Ambulatory Care Center (Ellison) Fire Alarm Upgrades					20,000 EF					20,000
Ambulatory Care Center (Ellison) Renovations					80,000 EF					80,000
UC Davis Health Initiative 3 (Clinical Expansion)						300,000 EF				300,000
Health System Projects \$1M to \$10M				50,000 HR	15,000 HR	15,000 HR	15,000 HR	15,000 HR	15,000 HR	125,000
Health System Projects Capital Equipment Replacement \$1M to \$10M				20,000 HR	20,000 HR	20,000 HR	20,000 HR	20,000 HR	20,000 HR	120,000
Health System Projects Capital Renewal / Infrastructure \$1M to \$10M		•		25,000 HR	25,000 HR	25,000 HR	25,000 HR	25,000 HR	25,000 HR	150,000
Total Health Projects with Funding Identified				890,000	260,000	360,000	60,000	60,000	60,000	1,690,000



2023-29 IRVINE CAMPUS CAPITAL NEED

UC Irvine's capital program is informed by the 2016 Strategic Plan (plan), which was refreshed in 2023. Among the key aspects of the plan are expanding the faculty and increasing funded research; expanding the student body, including reaching a population of 25% graduate students; and fostering excellence in teaching and learning. Significant progress has been made on these goals. A total of 175 new Senate faculty have been added, and the campus received \$653 million in research funding in 2022-23—the largest amount in UCI's history. Total enrollment increased by 8% over 2016-17 levels to 35,167 students in 2022-23. Approximately 750 additional students are expected in 2023-24 due to an increase in undergraduate enrollment. Further growth is projected as the campus intends to do its share to help achieve the enrollment levels proposed in the Governor's Multi-Year Compact. To fully realize the campus's objectives, additional space to accommodate recent growth as well as future demand will be required, as will investments in facility renewal, including seismic upgrades and infrastructure.

Priorities

Capital program priorities support the campus's strategic goals, the development objectives outlined in the 2007 Long Range Development Plan (LRDP), and the context of the Physical Design Framework. Consequently, the highest priority for the 2023-29 Capital Financial Plan (CFP) is to provide the facilities needed to accommodate recent enrollment and program growth; to expand to a three-term average enrollment of 37,000 students, consistent with the LRDP; and to increase faculty and funded research as outlined in the Strategic Plan.

The Irvine campus has identified over \$6.4 billion of capital need; approximately \$1.2 billion has a funding strategy. The 22 projects for which funding has been identified include a mix of new construction and facility renewal, renovation, and restoration. Approximately \$447 million is for projects that will provide more space by constructing new buildings, such as the Eddleman Quantum Institute, the Engineering Student Innovation Factory, and the Langson Institute and Museum of California Art. Another \$719 million is earmarked for facility renewal, including replacing Facilities Management and other campus service space located in poor-condition space at the North Campus, as well as renovation and infrastructure projects. Faculty and staff housing is another important component of the program, as it is vital to recruiting and retaining top-quality faculty and staff. For more information, refer to the summary in Display 1.

The Irvine campus is committed to responsible stewardship of resources and demonstrating leadership in sustainable development. To date, the Irvine campus has constructed 22 LEED™ Platinum and 11 LEED™ Gold buildings, making it one of the leading academic institutions in green building. For the projects in the CFP, the Irvine campus will prioritize innovative green building practices and low carbon growth to meet the goals outlined in UC's Carbon Neutrality Initiative.

Challenges

Post-Pandemic Issues With the success of remote work, both during the COVID-19 pandemic and as part of the transition back to on-site activities, the campus is committed to "Work Reimagined," a structured approach for campus leaders to examine their existing workforce models and operations to support flexible work arrangements in terms of both location and schedule. This includes developing strategies for converting space no longer needed for offices to other uses. This effort has already led to cost savings as administrative units occupying leased space have been consolidated, thus reducing the campus's lease obligations. In the longer term, this effort may result in the need to build less office space to accommodate campus growth.

Seismic Seismic improvement remains a campus priority; however, resource constraints have limited progress on improvement projects. A seismic upgrade to one building was completed in 2022. In accordance with the UC Seismic Policy requirements, the campus has surveyed the seismic safety of its building inventory. Seismic evaluations have identified 111 buildings with a Seismic Performance Rating of V or VI, requiring seismic improvement at a cost of approximately \$1 billion. Using numerous factors, including the UCOP risk model, the campus has established priorities for renewal, restoration, or replacement. Buildings identified as Priority A are included in the CFP at a cost of approximately \$388 million.

A further 33 academic and support buildings have been prioritized as Priority B; Priority C structures include eight academic and support buildings and 60 student housing structures. Due to funding limitations, no fund source has been identified for these projects.

Enrollment The campus has a shortage of instruction and research space to support current and projected enrollment and faculty research. The completion of the Susan & Henry Samueli College of Health Sciences Building, the Sue & Bill Gross Nursing & Health Sciences Hall, and the Falling Leaves Medical Innovation Building (currently in construction) will address the most urgent needs in the health sciences, but deficits remain in the health and life sciences and other areas. The Eddleman Quantum Institute and the Engineering Student Innovation Factory projects will help address these shortages. In conjunction with the Governor's Multi-Year Compact, UCI is planning for additional growth, with consideration of the appropriate balance between in-person instruction and distance learning options. Projects in the CFP that support this effort include the Student Success Hub, which will provide expanded space for student support services aimed at increasing student well-being and success, the Engineering Student Innovation Factory, and the Campus WiFi Improvement projects, which will upgrade and expand the campus WiFi system, improving access to online resources.

Program Improvements Research and instructional programs are constantly evolving, and it can be challenging to adequately accommodate new or expanding initiatives. Some new programs may be accommodated through small renovation projects represented by the CFP's allowance for capital projects with budgets of \$1 million to \$5 million; for instance, renovations are planned to accommodate the new interdisciplinary Connected Learning Lab and faculty growth in the new School of Pharmacy & Pharmaceutical Sciences, founded in 2020. The CFP also includes several major projects that will support important initiatives. For instance, the Langson Institute and Museum of California Art project will construct galleries and scholarly space to house, display, and study UCI's art collection, including two donated collections of California art totaling 4,500 works. The proposed Eddleman Quantum Institute project would house the eponymous research institute, which seeks to stimulate the discovery of new quantum science phenomena by developing collaborations across a broad range of scientific endeavors and motivating future generations to study quantum science through education and outreach activities.

Aging Buildings The campus currently has a backlog of more than \$1.4 billion in State-supportable restoration and system renewal needs. The CFP includes capital renewal/deferred maintenance funding totaling approximately \$90 million to address the most urgent needs. In addition, the program includes projects with a restoration component, including building renovation and renewal and replacement of obsolete buildings.

Infrastructure Renewal Upgrade and expansion of infrastructure are needed to support current and planned development. Existing systems, such as sewer and storm drains, chilled and high-temperature water, and others, do not have the capacity needed for growth. In some cases, existing equipment is obsolete, inefficient, and at

the point of failure. Some of the most urgent needs will be addressed with capital renewal and restoration funds; however, not all infrastructure requirements are addressed in the CFP due to funding limitations.

Student Housing UCI currently has 17,878 beds in student residence halls and apartment complexes, housing approximately 50% of campus enrollment. To continue progressing toward the Long Range Development Plan target of housing 60% of campus enrollment on site, the campus is constructing the Mesa Court Residence Hall Expansion project, providing 300 beds for undergraduates. In addition, the CFP includes the East Campus Student Apartment Phase 5 project, which would add 250 beds. The unfunded section of the CFP includes a project to replace aging Verano Place graduate student apartments – some of which are more than 50 years old – with higher-density housing. Student demand for on-campus housing will likely increase as the demand for rental housing in the surrounding communities has spiked, and less inventory is available for students.

Funding

The Irvine campus has a significant proposed capital program, totaling about \$6.4 billion. Approximately 81% (or \$5.2 billion) of the proposed projects do not yet have fund sources identified. Various sources are anticipated for the projects with funding identified, including campus funds, external financing, gift funds, State funds, and private development; refer to Display 2. The list of projects with funding is shown in Display 3.

Non-State Resources Funding State-Supportable Scope Of the 22 projects included in the CFP with funding identified, 14 are fully State-supportable; none are partially State-supportable. These projects include new academic buildings, the relocation of Facilities Management and campus services currently located in an area slated for redevelopment, and restoration projects in State-supportable buildings. The total \$992 million needed for these projects would be eligible for State funding. Because State funding is not available, the Irvine campus has chosen to redirect limited non-State resources to fund a portion of the need. As a result, the campus is choosing to implement these projects using a combination of external financing, gifts, and campus funds.

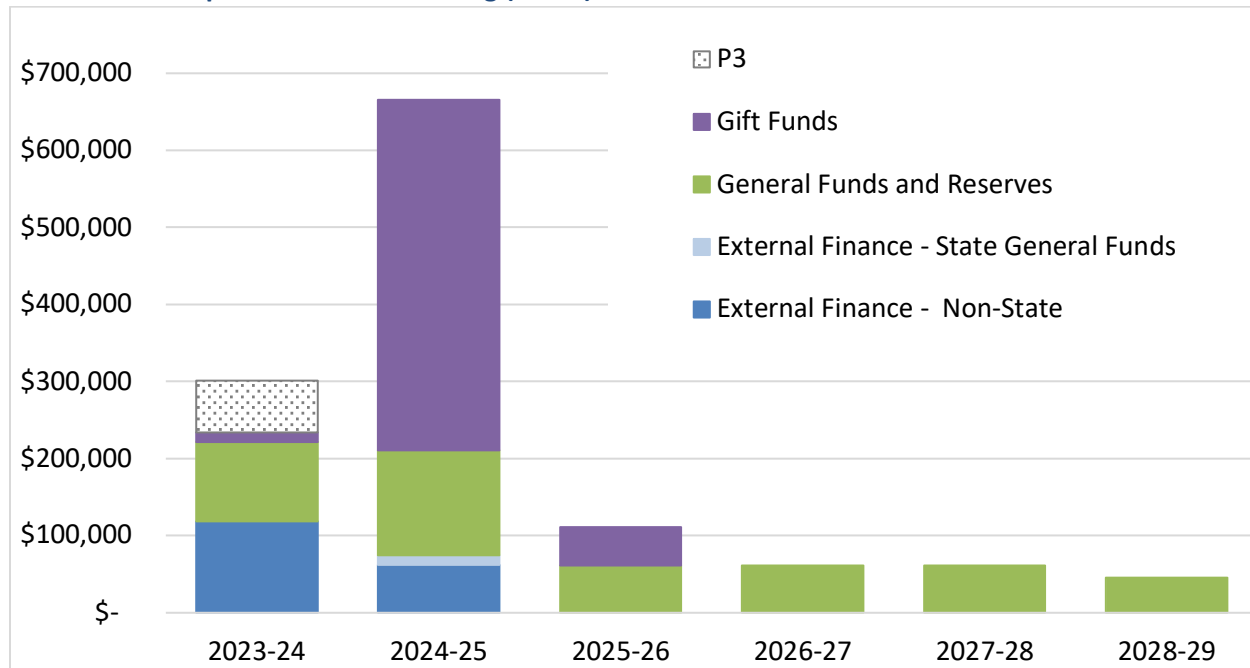
Gift Campaign The 2016 Strategic Plan emphasizes making fundraising a central feature of the planning and leadership culture of the campus. In recent years, the sharp reduction in State funding has required the campus to rely more on gift funding for capital projects. These efforts have been quite successful: the current “Brilliant Future” capital campaign has raised \$1.5 billion of its \$2 billion goal, including a major gift for the proposed Jack and Shanaz Langson Institute and Museum of California Art. Gift funding is also being pursued for the proposed Eddleman Quantum Institute and other projects as part of the campaign.

Projects with Funding Not Identified The Irvine campus has identified a capital need with funding not identified of \$5.2 billion. For the list of projects, see Appendix 2.

Display 1. Summary of Current Term (2023-24 to 2028-29) Capital Need (\$000s)

	2023-24	2024-25	2025-26	2026-27	2027-28	2028-29	Total
Capital Need with Funding	300,930	665,170	111,000	61,000	61,000	45,000	1,224,100

Display 2. \$1.2B Capital Need with Funding (\$000s)



For projects with gift funds identified as a fund source, fundraising efforts may still be in progress.

Display 3. Irvine Campus Capital Need with Funding (\$000s)

	Enrollment	Aging Bldgs & Infra	Seismic	Current Term (2023-24 to 2028-29)						
				2023-24	2024-25	2025-26	2026-27	2027-28	2028-29	Total
EDUCATION & GENERAL PROJECTS										
Campus Support Services Relocation				16,000 CF						16,000
Facilities Management / Support Services Relocation				74,000 EF						74,000
Eddleman Quantum Institute Building	●			8,530 GF	171,470 GF					180,000
Langson Institute & Museum for California Art	●			3,026 CF 4,374 GF	61,974 CF 15,626 GF 61,600 EF					146,600
BSL3 Laboratory Expansion		●			15,000 GF					15,000
NatureScape/Aldrich Park Accessibility and Landscape Improvements					80,000 GF					80,000
North Campus Gateway Site Improvements		●			13,000 CF					13,000
Student Success Hub	●				13,000 SGFF					13,000
Campus WiFi Improvements					16,000 CF	16,000 CF	16,000 CF	16,000 CF		64,000
Engineering Student Innovation Factory	●					50,000 GF				50,000
Capital Projects \$1M to \$5M (E&G)				20,000 CF	20,000 CF	20,000 CF	20,000 CF	20,000 CF	20,000 CF	120,000
Capital Projects \$5M to \$10M (E&G)				10,000 CF	10,000 CF	10,000 CF	10,000 CF	10,000 CF	10,000 CF	60,000
Capital Renewal/Deferred Maintenance		●		15,000 CF	15,000 CF	15,000 CF	15,000 CF	15,000 CF	15,000 CF	90,000
Total Education & General:										921,600
EDUCATION & GENERAL – HEALTH PROJECTS										

	Enrollment	Aging Bldgs & Infra	Seismic	Current Term (2023-24 to 2028-29)						
				2023-24	2024-25	2025-26	2026-27	2027-28	2028-29	Total
Health Sciences Research Building	•				70,000 GF					70,000
Total Education & General – Health:										70,000
AUXILIARY PROJECTS										
Graduate Housing WiFi Improvements	•			18,000 AR						18,000
Mesa Court Community Center Expansion and Renovation	•			44,500 EF 8,000 AR						52,500
Undergraduate Housing Wi-Fi Improvements	•			12,500 AR						12,500
University Hills Area 12-2	•			67,000 P3						67,000
Athletics Facilities Improvements	•				102,500 GF					102,500
North Irvine Staff Housing	•				TBD P3					TBD
East Campus Student Apartments Phase 5	•				TBD P3					TBD
University Hills East Campus Site						TBD P3				TBD
Total Auxiliary:										252,500
Total Campus Projects with Funding				300,930	665,170	111,000	61,000	61,000	45,000	1,224,100



2023-29 IRVINE HEALTH CAPITAL NEED

UC Irvine Health comprises the clinical, medical education, and medical research enterprises of the University of California, Irvine. The School of Medicine is located on the University of California, Irvine campus in the City of Irvine, while UC Irvine Medical Center is located 14 miles north in the City of Orange. UCI Health Orange is a 459-bed acute-care hospital that provides tertiary and quaternary care, ambulatory and specialty medical clinics, and behavioral health and rehabilitation services. In addition, construction is underway on a second medical campus, the Irvine Campus Medical Complex (ICMC). The ICMC is situated on UCI's North Campus and is slated for a phased opening, with the first patients seen in the spring of 2024. It will include a 144-bed specialty hospital opening in 2025, an Ambulatory Care Center/Comprehensive Cancer Center opening in the summer of 2024, and the Center of Advanced Care outpatient medical office building opening in the spring of 2024. UC Irvine Health serves more than 3.5 million people in the greater Orange County region.

UC Irvine Health's capital priorities align with the goals and objectives outlined in the UC Irvine Health strategic plan. The following strategic priorities represent the most prevalent linkages across the capital projects:

- Improve Health – Focusing on patient outcomes while prioritizing patient experience, convenience, and access.
- Increase Sustainability – Redesigning integrated care and optimizing operations to deliver excellent care cost-effectively.
- Transform Healthcare – Advancing healthcare delivery through innovation, discovery, and performance.

Priorities

Based on current bed demand, inpatient bed capacity exceeds 90% occupancy in all General Acute Care units and increasingly results in delays in securing an inpatient bed. This, in turn, causes lost admissions and revenue, increased emergency department diversion, and patient and referring physician dissatisfaction. In Fiscal Year 2023, 1,074 patients were declined transfers to UC Irvine Health for a higher level of care due to the hospital being at capacity. Even with the completion of the new Irvine hospital, additional beds will be needed on the Orange campus. Several projects within the 2023-29 Capital Financial Plan (CFP) aim to increase inpatient capacity, increase the ratio of intensive care beds to general acute care beds, and offer patients expanded access to UC Irvine Health programs and services.

The first step created additional capacity in Medical/Surgical or Telemetry bed units. The conversion of Building 3, third floor, to a 41-bed unit was completed and occupied in late 2021. The proposed space conversion on the second floor of Building 3 would provide an additional 41 beds. The CFP also includes future projects for converting space in Douglas Hospital into Medical/Surgical or Telemetry units and an emergency department expansion and renovation; however, no funding has been identified for these projects.

Projects related to the ICMC include the buildout of shell space reserved for the future growth of ambulatory services. In addition to new clinics, the ICMC project will include primary and specialty care services moved to the new site from Gottschalk Medical Plaza in the Health Sciences district of the main UCI campus. The proposed repurposing of the Gottschalk facility is anticipated to include replacement clinic space and support space for the new medical complex.

As part of its strategic plan, UC Irvine Health intends to become a leader in population health management and provide high-value, community-based care. UC Irvine Health aims to significantly increase its ambulatory clinical footprint by expanding its care network across the region.

In addition to the off-campus ambulatory sites, the CFP addresses the replacement of aged and inefficient ambulatory clinics on the Orange campus; however, funding has not yet been identified for this effort. Most of the current outpatient clinical and support buildings are beyond their life expectancy and are planned to be replaced as one component of the Clinical Space Renovation and Expansion project on or proximate to the Orange campus. The Orange campus ambulatory replacement project includes an ambulatory clinic replacement and expansion, an outpatient surgery center, and structured parking for approximately \$300 million. Replacing these outdated buildings with state-of-the-art medical office facilities aligns with the strategic plan's goal to provide our patients with unparalleled value, quality, and experience.

UC Irvine Health has identified approximately \$2.1 billion of capital need; approximately \$449 million has a funding strategy. For more information, refer to the summary in Display 1.

Challenges

The greatest challenge is addressing the imminent need for additional bed capacity to continue serving the region as Orange County's only Level 1 Trauma Center. Parking is a challenge. Neighboring properties, due to their own needs, have fewer surplus parking spaces available for the Medical Center to lease for staff. Many clinics and support services buildings at the Orange campus are beyond their life expectancy. At the same time, UC Irvine Health needs to expand its patient care network to provide accessible care in this competitive healthcare environment.

Aging Buildings and Infrastructure Included in the CFP are several restoration projects, such as replacing aging infrastructure, many building repairs, replacing elevators and elevator controls, seismic upgrades, and many others. UC Irvine Health is conducting a detailed analysis of its capital assets to establish a comprehensive plan to address, implement, and manage restoration needs.

Several projects have public-private partnership (P3) potential. Although funding for the future Orange campus ambulatory replacement has not yet been identified, this project is a likely candidate for P3. The proposed project would consolidate clinical services, provide a much more efficient clinical setting, and either mitigate or eliminate a large portion of UCI Health's restoration needs.

In addition, lease opportunities for buildings located in strategic target areas in the region are being targeted for the continued expansion of our ambulatory footprint.

Funding

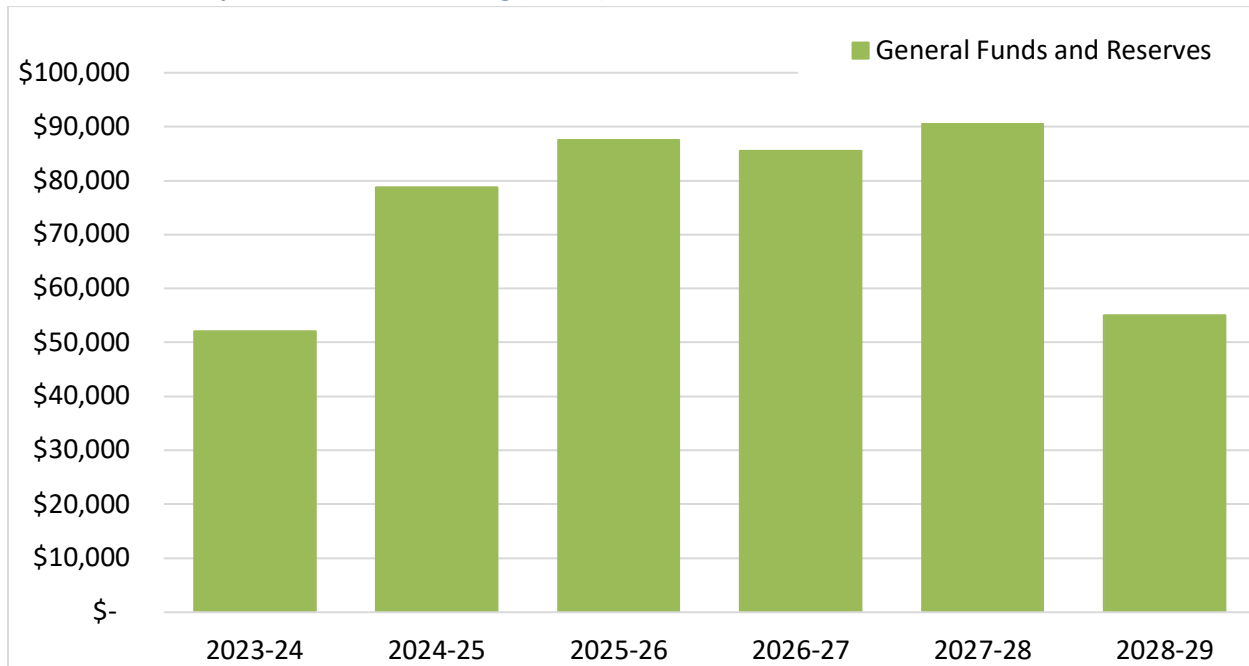
UC Irvine Health has a significant proposed capital program totaling \$2 billion. Approximately 73% (or \$1.63 billion) of the proposed projects do not yet have fund sources identified. Various sources are anticipated for the projects with funding identified, including hospital reserves and external financing; refer to Display 2. The list of projects with funding is shown in Display 3.

Projects with Funding Not Identified UC Irvine Health has identified a capital need with funding not identified of \$1.63 billion. The list of projects where funding is not identified is shown in Appendix 2.

Display 1. Summary of Current Term (2023-24 to 2028-29) Capital Need (\$000s)

	2023-24	2024-25	2025-26	2026-27	2027-28	2028-29	Total
Capital Need with Funding	52,042	78,700	87,500	85,500	90,500	55,000	449,242

Display 2. \$449M Capital Need with Funding (\$000s)



Display 3. UC Irvine Health Capital Need with Funding (\$000s)

	Enrollment	Aging Bldgs & Infra	Seismic	Current Term (2023-24 to 2028-29)						
				2023-24	2024-25	2025-26	2026-27	2027-28	2028-29	Total
Gottschalk Repurpose / Renovation / Remodel				10,000 HR	10,000 HR					20,000
Helipad Relocation & Expansion					5,000 HR	7,000 HR				12,000
Ambulatory Expansion - Community Sites					15,000 HR	10,000 HR	20,000 HR			45,000
DH & Tower Refresh					5,000 HR	5,000 HR				10,000
Chao CCC Expansion					10,000 HR			10,000 HR		20,000
Ambulatory Surgery Center - Orange County						25,000 HR				25,000
Building #3 - Bed Backfill							25,000 HR	25,000 HR		50,000
UCIH Irvine Campus Shell Space Buildout								15,000 HR		15,000
UCIH Orange Inpatient NPC5 Compliance									15,000 HR	15,000
Energy Projects				2,550 HR	3,100 HR	4,500 HR	5,500 HR	10,500 HR	10,000 HR	36,150
Capital Projects \$1M to \$5M				18,742 HR	20,600 HR	16,000 HR	15,000 HR	10,000 HR	10,000 HR	90,342
Capital Projects \$5M to \$10M				20,750 HR	10,000 HR	20,000 HR	20,000 HR	20,000 HR	20,000 HR	110,750
Total Health Projects with Funding Identified				52,042	78,700	87,500	85,500	90,500	55,000	449,242



2023-29 LOS ANGELES CAMPUS CAPITAL NEED

UC Los Angeles opened in 1929 with a Teacher's College and the College of Letters and Science housed in four campus buildings. UCLA has become a world-renowned university offering degree programs through the College, seven general campus professional schools, and four health sciences professional schools.

Priorities

The Los Angeles campus has identified approximately \$9.2 billion of capital need; approximately \$2 billion has a funding strategy. The 2023-29 Capital Financial Plan (CFP) includes capital investments to cover the planning phase of projects designed to increase instructional space, study space, and student services. UCLA has recently acquired the historic Trust Building in downtown Los Angeles (renamed UCLA Downtown) and the former Marymount California University in Rancho Palos Verdes (renamed UCLA South Bay). Additional investment in these two properties is included in the CFP. For more information, refer to the summary in Display 1.

Challenges

2030 Capacity Plan UCLA plans to expand opportunities for California undergraduates with increased enrollment, reduction of nonresident enrollment, expansion of summer enrollment, and increased online offerings to meet the 2030 Capacity Plan goals.

Seismic Seismic improvement remains a campus priority. Per UC Seismic Policy requirements, the Los Angeles campus has surveyed the seismic safety of 485 independent structures in 389 buildings. Initial seismic evaluations have identified 33 buildings with the Seismic Performance Rating (SPR) of V, VI, or VII and 61 buildings that require additional study.

There are 63 Priority A campus academic and student support buildings included in the CFP at a total cost of approximately \$1.3 billion. An additional 31 auxiliary and off-campus buildings have been identified as Priority B at a total cost of \$66.4 million. Priority C buildings include 48 State-supportable structures associated with the White Mountain Research Center at a total cost of \$17.9 million.

The campus has chosen to show the majority of its buildings rated SPR V, VI, and VII in Group A. Given the campus's commitment to students, faculty, and staff safety, the campus is not in a position to decrease the urgency to address academic space. The campus also believes that its past actions to remediate buildings to the prior building code will enhance efforts to bring the building inventory into compliance with the UC Seismic Safety Policy.

A comprehensive remediation plan for all student-funded facilities is in place. These projects include Wooden Center, Ashe Center, Sunset Canyon Recreation Replacement Building, Ackerman Union, Kerckhoff Hall, the Los Angeles Tennis Center, and Drake Stadium.

Aging Buildings The campus has a backlog of more than \$4.8 billion in State-supportable restoration and system renewal needs. The campus has prioritized its needs and stands ready to move forward with critical systems upgrades and infrastructure projects as resources become available.

Infrastructure UCLA has completed a Sustainability Master Plan to create a bold vision for a sustainable, healthy, and resilient future for the campus. The plan includes green building goals and reinforces a commitment to advancing sustainability initiatives in all its capital projects. Additionally, it will span curriculum and research, operations, and engagement and outreach programs.

Student Housing During the past 30 years, UCLA has evolved from a commuter campus to a residential campus and now accommodates nearly 19,300 students in on-campus housing and over 4,000 in Regents-owned off-campus housing. UCLA has recently completed three major student on-campus housing projects. The addition of these 5,200 beds has enabled the campus to meet its goal of guaranteed housing for all first-year students for four years and all transfer students for two years.

The CFP includes two projects that could provide on-campus housing for an additional 1,400 students and two that propose acquiring additional off-campus beds.

Funding

UCLA has a significant proposed capital program totaling \$9.2 billion. Approximately 78% (or \$7.2 billion) of the proposed projects do not yet have fund sources identified. For the projects with funding identified, resources anticipated include campus funds, auxiliary reserves, external financing, and gifts; refer to Display 2. The list of projects with funding is shown in Display 3.

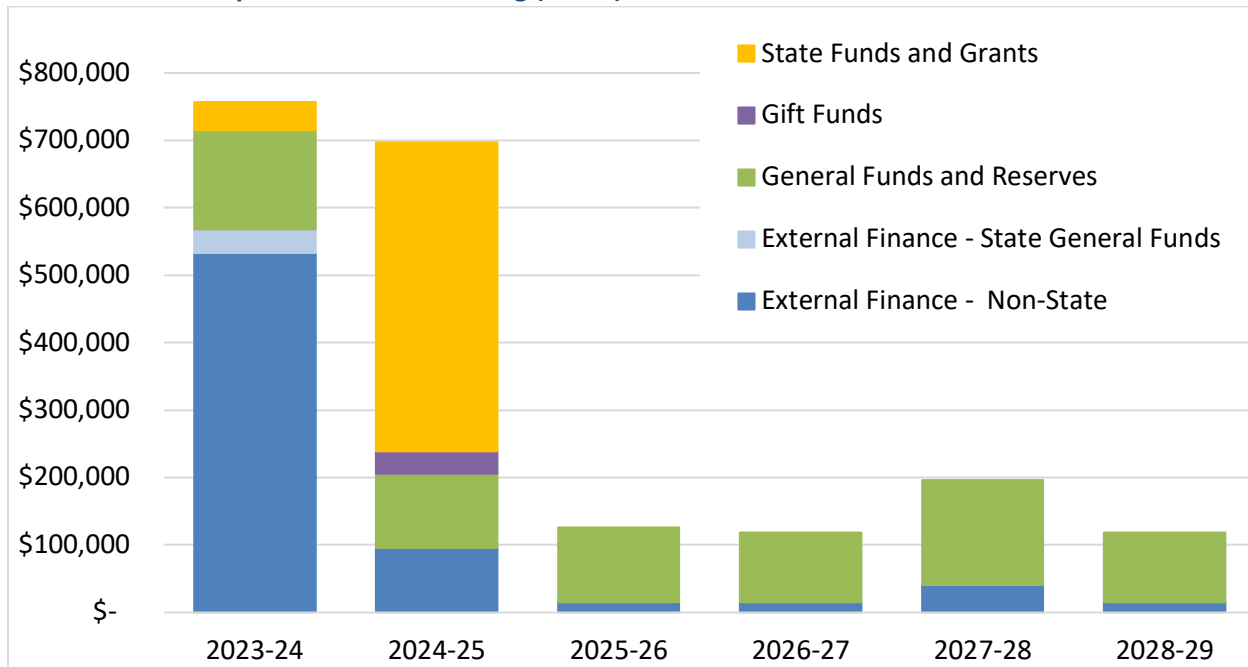
Non-State Resources Funding State-Supportable Scope Of the 31 projects included in the CFP with funding identified, 13 are State-supportable. These projects include a new immunology and immunotherapy institute, seismic improvements, and energy efficiency and infrastructure projects. Of the \$1.3 billion needed for these projects, \$535 million would be from State funding. As a result, the campus is choosing to implement these projects using a combination of external financing, gifts, and campus funds.

Projects with Funding Not Identified The Los Angeles campus has identified a capital need with funding not identified of \$7.2 billion. For the list of projects, see Appendix 2.

Display 1. Summary of Current Term (2023-24 to 2028-29) Capital Need (\$000s)

	2023-24	2024-25	2025-26	2026-27	2027-28	2028-29	Total
Capital Need with Funding	757,000	696,800	126,300	118,300	196,000	118,000	2,012,400

Display 2. \$2.0B of Capital Need with Funding (\$000s)



For projects with gift funds identified as a fund source, fundraising efforts may still be in progress.

Display 3. Los Angeles Campus Capital Need with Funding (\$000s)

	Enrollment	Aging Bldgs & Infra	Seismic	Current Term (2023-24 to 2028-29)						
				2023-24	2024-25	2025-26	2026-27	2027-28	2028-29	Total
EDUCATION & GENERAL PROJECTS										
Cogeneration Plant Equipment Replacement Augmentation		●		8,000 EF						8,000
Powell Library East Wing Seismic and Program Improvements (Preliminary Plans)			●	2,100 CF						2,100
Real Estate Acquisition Improvements	●	●		50,000 EF						50,000
South Bay Campus Improvements				70,000 EF						70,000
Trust Buildings Improvements				70,000 EF						70,000
Young Research Library Seismic and Program Improvements (Preliminary Plans)			●	2,100 CF						2,100
Moore Hall Infrastructure Improvements		●			25,000 EF					25,000
North Campus Infrastructure Improvements		●						20,000 CF		20,000
Wastewater Treatment Facility		●						25,000 EF		25,000
Capital Projects \$1M to \$10M	●	●		35,000 CF	35,000 CF	35,000 CF	35,000 CF	35,000 CF	35,000 CF	210,000

	Enrollment	Aging Bldgs & Infra	Seismic	Current Term (2023-24 to 2028-29)						
				2023-24	2024-25	2025-26	2026-27	2027-28	2028-29	Total
Capital Renewal Program - Campus	•	•		25,000 CF	25,000 CF	25,000 CF	25,000 CF	25,000 CF	25,000 CF	150,000
Statewide Energy Partnership (SEP) Program		•		15,000 EF	15,000 EF	15,000 EF	15,000 EF	15,000 EF	15,000 EF	90,000
Total Education & General:										722,200
EDUCATION & GENERAL – HEALTH PROJECTS										
California Immunology and Immunotherapy Institute at UCLA				42,000 SGF	458,000 SGF					500,000
Total Education & General – Health:										500,000
AUXILIARY PROJECTS										
Gayley Center Seismic and Program Improvements			•	15,800 EF						15,800
Gayley Towers Redevelopment				30,000 AR 35,000 SGFF 43,000 EF						108,000
Northwest Student Housing Seismic Improvements			•	50,000 EF						50,000
Real Estate Acquisition #1	•			50,000 EF						50,000
Real Estate Acquisition #2	•			50,000 EF						50,000
Sunset Canyon Recreation Replacement Building			•	35,000 EF						35,000
Wilshire Center Seismic and Program Improvements			•	35,000 EF						35,000
Wooden Center Seismic and Program Improvements	•		•	41,000 EF 5,000 UR						46,000
Easton Softball Stadium Improvements				2,000 CF	33,000 GF					35,000
Ackerman Union Seismic Improvements			•		39,500 EF					39,500
Kerckhoff Seismic Improvements			•		16,000 EF					16,000
Parking Structure 1 Seismic Improvements			•					21,000 AR		21,000
Parking Structure RC Seismic Improvements			•					12,000 AR		12,000
Auxiliary Projects \$1M-10M (Housing and Hospitality)		•	•	10,000 AR	10,000 AR	10,000 AR	10,000 AR	10,000 AR	10,000 AR	60,000
Auxiliary Projects \$1M-10M (Parking and Transportation)		•	•	15,000 AR	15,000 AR	15,000 AR	15,000 AR	15,000 AR	15,000 AR	90,000
Capital Projects \$1M to \$10M (University Fee Reserves)	•		•	10,000 UR	10,000 UR	10,000 UR	10,000 UR	10,000 UR	10,000 UR	60,000
Capital Renewal Program - Housing		•		8,000 AR	12,000 AR	14,000 AR	5,000 AR	5,000 AR	5,000 AR	49,000
Capital Renewal Program - Parking		•		3,000 AR	3,300 AR	2,300 AR	3,300 AR	3,000 AR	3,000 AR	17,900
Total Auxiliary:										790,200
Total Campus Projects with Funding				757,000	696,800	126,300	118,300	196,000	118,000	2,012,400



2023-29 LOS ANGELES HEALTH CAPITAL NEED

As one of the premier providers of modern medicine to the Los Angeles area and the nation, UCLA is home to leading medical facilities and world-renowned physicians. The Ronald Reagan UCLA Medical Center is consistently ranked among the top ten hospitals in the nation. The UCLA Mattel Children's Hospital sets a global standard for pediatric care — offering procedures, technology, and advances that bring in children from all over the country. UCLA's Resnick Neuropsychiatric Hospital, featuring the most advanced medical technology in the world, is among the leading centers for patient care and education in mental health.

UCLA Health, comprised of the Hospital system, Faculty Practice Group, and David Geffen School of Medicine, operates four hospitals and hospital outpatient clinics in nearly 2.9 million square feet of Regents-owned space. In addition, UCLA Health is responsible for managing and maintaining an additional 1.7 million square feet of leased freestanding ambulatory offices and clinics. Accordingly, UCLA Health's capital needs are significant, with a constant demand for capital facility renovations and equipment upgrades and replacements. The Los Angeles Health System's 2023-29 Capital Financial Plan presents the system's capital need and includes approximately \$3.1 billion in projects.

Priorities

UCLA Health prioritizes its capital funding within three strategic priority areas: (1) alleviating clinical care capacity constraints, (2) maintaining aging physical facilities, and (3) investing in state-of-the-art infrastructure and equipment upgrades.

Capacity Constraints UCLA Health's inpatient volume has experienced significant growth since the opening of the Ronald Reagan UCLA Medical Center in 2008. The current aggregate occupancy of the four hospitals (including Mattel Children's Hospital) is 100%, well above the standard optimal occupancy of 85%, to operate a hospital facility cost-effectively. To alleviate the inpatient care capacity constraint:

- A new hospital facility was purchased on Olympic in the Mid-Wilshire neighborhood, and construction has begun to convert it into an acute neuropsychiatric hospital. This project would relocate the 74 inpatient psychiatric beds from the Resnick Neuropsychiatric Hospital located on the fourth floor of the RRUMC and add 45 inpatient beds, with ancillary services such as neuro-modulation procedures, physical therapy, and Los Angeles Unified School District classrooms.
- A renovation project to repurpose the fourth floor of RRUMC from Behavioral Health to Medical/Surgical spaces to expand inpatient bed capacity by up to 103 beds is anticipated to start the preliminary planning phase. This proposed project would repurpose the vacated area on the fourth floor for adult and pediatric tertiary and quaternary specialized medical and surgical services to enable the critically needed expansion of patient care at RRUMC.

Alleviating ambulatory clinical space constraints remains a constant issue as well. A proposed project to build a new Santa Monica medical office building would help the UCLA Health System address near-term capacity needs for clinic space near the Santa Monica campus.

Aging Physical Facilities Despite adding the relatively new hospital replacement facilities at Westwood and Santa Monica, UCLA Health maintains and operates some older facilities that require building renovation and infrastructure investment. Renovation of the Merle Norman Pavilion on the Santa Monica campus and

improvements to the clinical space on the basement levels of the South Tower in the Center for the Health Sciences represent these capital projects.

Infrastructure/Equipment Upgrades The campus cogeneration plant has been the primary source of electricity, steam, and chilled water to the Ronald Reagan UCLA Medical Center. The increasing power demands being placed on the plant due to a robust campus building program have required UCLA Health to consider developing a separate utility building. Discussions and planning with the campus are underway to assess options.

Technological advances in conjunction with equipment/infrastructure that exceeds its useful life require UCLA Health to continuously make capital investments in state-of-the-art medical equipment and infrastructure technology to maintain and improve patient safety, improve clinical outcomes, and/or improve cost efficiency. Accordingly, a significant amount of capital funds are projected for this purpose over the next decade.

Challenges

Common among many academic medical centers, UCLA Health is challenged with balancing and prioritizing the financial outlays for projects that fall within the three strategic priority areas referenced above. Also, the timing of capital outlay may be problematic as planned project implementation and capital expenditures may not, for various reasons, coincide with early budget estimates. Finally, unbudgeted capital spending (e.g., repairs for flooding, seismic events, and other unforeseen needs) requires flexibility in capital investment planning.

Funding

UCLA Health depends on gift campaigns to partially fund major projects, as was the case with the construction of the Ronald Reagan UCLA Medical Center. Anticipated additional revenue from new facilities, plus judicious use of reserves, can also contribute to funding and debt service.

Projects with Funding Not Identified UC Los Angeles Health currently has no projects with funding not identified.

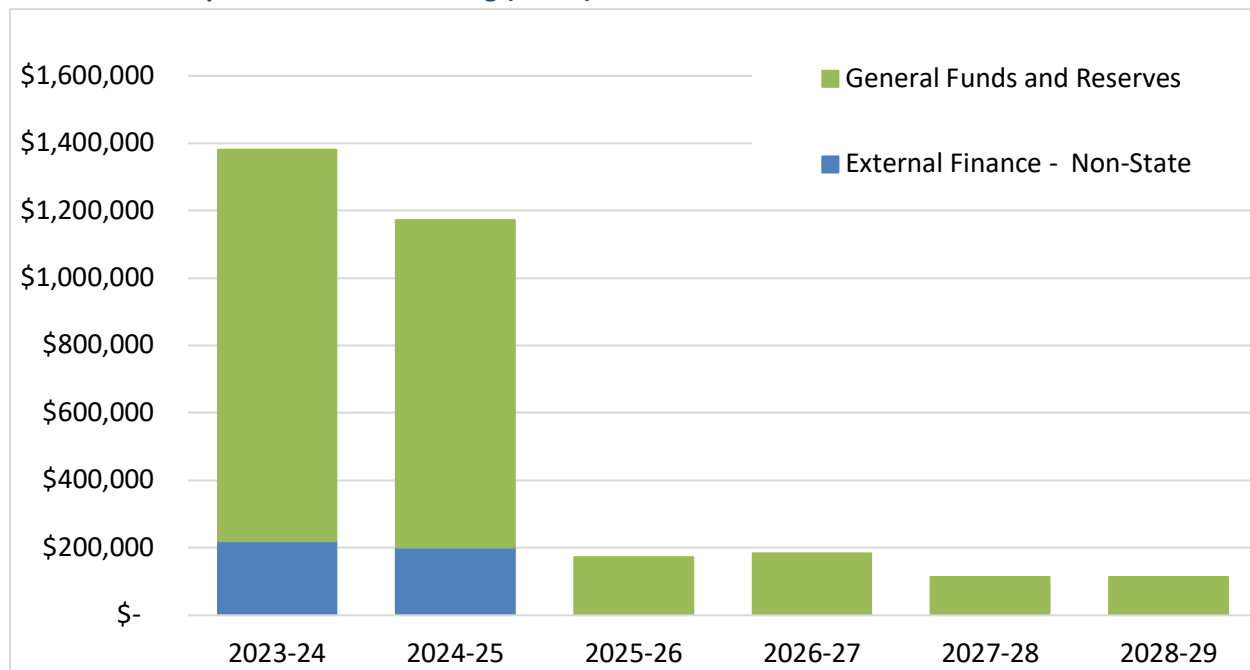
Real Estate Transactions

UCLA Health continually evaluates properties on the market for strategic acquisition opportunities.

Display 1. **Summary of Current Term (2023-24 to 2028-29) Capital Need (\$000s)**

	2023-24	2024-25	2025-26	2026-27	2027-28	2028-29	Total
Capital Need with Funding	1,380,000	1,172,500	172,500	182,500	112,000	112,000	3,131,500

Display 2. \$3.1B Capital Need with Funding (\$000s)



Display 3. UC Los Angeles Health Capital Need with Funding (\$000s)

	Enrollment	Aging Bldgs & Infra	Seismic	Current Term (2023-24 to 2028-29)						Total
				2023-24	2024-25	2025-26	2026-27	2027-28	2028-29	
Mid-Wilshire MOB Seismic and Program Improvements			•	25,000 HR 30,000 EF						55,000
Mid-Wilshire Parking Structure Seismic Improvements			•	15,000 HR						15,000
Medical Center Real Estate Acquisition - Medical Office Buildings				200,000 HR						200,000
MP200 Central Utility Plant Equipment Replacement		•	—	20,000 HR						20,000
MP200 Emergency Generator Replacement		•		20,000 HR						20,000
MP200 Head & Neck Clinic Expansion				15,000 EF						15,000
MP300 3rd Floor Clinical Genetics Improvements				15,000 EF						15,000
RRUMC 4th Floor Renovation				160,000 EF						160,000
RRUMC Nurse Call Replacement		•		40,000 HR						40,000
Medical Center Real Estate Acquisition - Hospital				500,000 HR	350,000 HR					850,000
MP200 1st and 2nd Floors Program Improvements				20,000 HR	20,000 HR					40,000
SMUMC Merle Norman Pavilion Renovation Program		•	—	90,000 HR	75,000 HR					165,000
West Med Tenant Improvements				15,000 HR	10,000 HR					25,000
RRUMC Pharmacy Renovation				15,000 HR	10,000 HR					25,000
CHS South Tower Post-Occupancy Improvements (Levels A&B)				60,000 HR			30,000 HR			90,000
Calabasas Tenant Improvements					15,000 HR					15,000

	Enrollment	Aging Bldgs & Infra	Seismic	Current Term (2023-24 to 2028-29)						
				2023-24	2024-25	2025-26	2026-27	2027-28	2028-29	Total
RRUMC Cancer Center					200,000 EF					200,000
RRUMC Utility Building		•	—		300,000 HR					300,000
RRUMC Venturi Air Valve Replacement		•			20,000 HR					20,000
MP200 3rd & 6th Floors Surgery Improvements					20,000 HR	20,000 HR				40,000
300 Medical Plaza Tenant Improvements					5,500 HR	5,500 HR	5,500 HR			16,500
Mid-Wilshire MOB Additional Program Improvements					15,000 HR	15,000 HR	15,000 HR			45,000
Medical Office Buildings Seismic Upgrades			•	10,000 HR	10,000 HR	10,000 HR	10,000 HR			40,000
200 Medical Plaza - Capital Projects \$1M to \$10M				20,000 HR	12,000 HR	12,000 HR	12,000 HR	12,000 HR	12,000 HR	80,000
Annual Capital Equipment Replacement		•		60,000 HR	60,000 HR	60,000 HR	60,000 HR	50,000 HR	50,000 HR	340,000
Capital Renewal		•		10,000 HR	10,000 HR	10,000 HR	10,000 HR	10,000 HR	10,000 HR	60,000
Health System - Capital Projects \$1M to \$10M		•		10,000 HR	10,000 HR	10,000 HR	10,000 HR	10,000 HR	10,000 HR	60,000
Reagan Hospital - Capital Projects \$1M to \$10M		•	—	20,000 HR	20,000 HR	20,000 HR	20,000 HR	20,000 HR	20,000 HR	120,000
Santa Monica Hospital - Capital Projects \$1M to \$10M		•		10,000 HR	10,000 HR	10,000 HR	10,000 HR	10,000 HR	10,000 HR	60,000
Total Health Projects With Funding Identified				1,380,000	1,172,500	172,500	182,500	112,000	112,000	3,131,500



2023-29 MERCED CAMPUS CAPITAL NEED

Founded in 2005, the University of California, Merced emphasizes interdisciplinary learning and is a leader in diversity and sustainability. UC Merced offers 28 majors across three colleges. In support of student enrollment projections, several new majors will be launched in Fall 2024, including Chemical Engineering, Data Science and Analytics, Environmental Humanities, and a Bachelor of Science in Public Health. Continuing this trajectory of excellence requires thoughtful alignment of ambitious academic and research goals and creative deployment of limited resources. The success of UC Merced's mission to provide access and opportunity to California's underserved Central Valley region is reflected in the student body, 57% of whom are first-generation college students, 58% are Pell Grant eligible, 81% identify as persons of color and 99% are from the State of California. The campus has 29 LEED™ certified new construction buildings, and UC Merced stands out as the first public research university in the nation to achieve carbon neutrality.

Priorities

The 2023-29 Capital Financial Plan (CFP) represents critical capital, capital renewal, restoration, and infrastructure projects in the near-term planning horizon. These projects facilitate UC Merced's ten-year Strategic Plan. The Merced campus has identified approximately \$3 billion of capital need; approximately \$448 million has a funding strategy. For more information, refer to the summary in Display 1. The campus's highest priority capital initiatives are the UC Merced Medical Education Building, an intersegmental housing project between UC Merced and Merced Community College, campus-wide infrastructure augmentation, mid- and large-sized classroom facilities, and additional student amenities.

Challenges

Post-Pandemic Transition Post-COVID-19, the campus has migrated more services and processes to hybrid and online solutions. The campus continues to learn about the advantages of online, hybrid, and hyflex instruction and is exploring the integration of these different teaching modalities into its learning environments. As a result, and in support of the new academic programs, future classroom needs continue to increase and evolve from the current classroom type, size, and distribution.

During the 2023-2024 academic year, the campus will continue to evaluate its remote work program. UC Merced is implementing a live space-occupancy-sensing program at its Downtown Campus Center to assess current space use and inform campus space assignment guidelines and protocols. The long-term impact on campus administrative space is yet to be fully determined; however, some form of hybrid work is expected to continue. The campus has already begun to see changes in space use and, in response, expects to implement new space utilization guidelines in January 2024. These changes in use have manifested as a reduction in the number of personally assigned workstations, the size of workstations, and the number of private offices. In addition, there will be modifications to the design and character of new administrative work areas and space practices to reflect the new collaborative nature of onsite work.

Seismic In accordance with UC Seismic Safety Policy requirements, the Merced campus has surveyed the seismic safety of its campus building inventory and leased buildings. UC Merced's only seismic project is the remediation of seismic deficiencies at the Wawona Field Station facilities in Yosemite, a research facility currently utilized by all ten campuses.

Aging Plant UC Merced's non-2020 Project buildings are now ten to fifteen years old. Equipment increasingly

requires repair or replacement as these buildings age, and worn interior finishes require attention. The campus has a backlog of \$18 million in State-supportable restoration and system renewal needs. Priority will be placed on life safety, mechanical, and electrical systems repair as one-time funding becomes available for renewal.

Shortage of Academic and Support Space UC Merced's highest strategic priority is to continue to increase California resident enrollment. UC Merced continues to develop new degree programs in high-demand areas and offers signature undergraduate experiences that attract a diverse pool of students. The campus will grow transfer student enrollment by prioritizing its relationships with community colleges and developing external and internal relationships and pathways to remove barriers to enrolling at UC Merced. The campus expects that the Intersegmental "Promise" Housing building, recently awarded funding in the Higher Education Budget Trailer Bill (SB 117), will contribute to the growth in transfer student enrollment.

The UC Merced Medical Education Building remains the campus's highest capital priority and is on course to be completed by fall 2026 to initiate the first class of medical students at UC Merced in fall 2027. Additionally, the Medical Education Building includes several intermediate-sized general assignment classrooms intended to support the launch of new academic programs and enrollment of up to 12,500 students. The Classroom and Office Building III (COB III), expected to open soon after the Medical Education Building, will include large lecture halls and an auditorium to support the mature development of academic programs and enrollment of up to 15,000 students. UC Merced expects to exceed the State's classroom utilization standards in the large lecture hall and auditorium-sized general assignment instructional space by the time student enrollment reaches 12,500.

In addition to funding the COB III building, the campus expansion funds received through the 2023-24 State Budget (AB 102) will provide funding for a new Public Safety facility and an expansion of the Merced Vernal Pools and Grassland Reserve Field Research Center. The campus is developing external funding sources to increase student amenities and construct a new track facility and fieldhouse to support new athletic and recreation programs.

Infrastructure As a part of the 2020 Project, UC Merced's campus infrastructure was expanded to accommodate 10,000 students. As the campus plans for the next phase of enrollment growth to 15,000 students, a new, integrated infrastructure basis of design will be required to support the next phase of the campus's development. As the institution grows and becomes more complex, so do its needs. Maintenance of UC Merced's carbon neutrality status will be a driving determinant of the new infrastructure plan for the campus. The campus has launched a Utilities Master Planning effort predicated on implementing regional and expandable Modular Utility Plant facilities. Consideration of the campus's infrastructure requirements is compounded by emerging research needs for infrastructure support for buildings and land, as evidenced in projects such as the Experimental Smart Farm. The building and land infrastructure requirements are interrelated and may cause solutions to be more expensive. Electrification of existing buildings will be included in the new Utilities Master Plan.

Student Housing In fall 2023, UC Merced will house approximately 45% (4,140 beds) of its 9,200 enrolled students in campus housing. While the vacancy rate in the City of Merced has improved to approximately 2.45%, much of the available housing is not affordable to UC Merced students. To respond to the need for housing, UC Merced and Merced Community College are co-developing an intersegmental housing project to house low-income community college transfer students. UC Merced and Merced College have been awarded

the funding to construct the 125,000 sq ft “Promise” Housing building under the State’s Higher Education Student Housing Grant Program. Construction is expected to begin in late 2024.

With an enrollment of almost 800 graduate students, UC Merced remains the only UC campus without dedicated graduate student housing. The campus plans to apply for the zero-interest loan program to construct the proposed Graduate Student Housing I facility, containing 209 beds in four-bedroom and two-bedroom double occupancy apartments with a range of dedicated amenities, including lounge, study, and fitness space. Near this project, the campus plans to expand and replace the Early Childhood Education Center and add a second graduate housing facility, Graduate Student Housing II, which will include family housing. These facilities are critical to meeting the long-term strategic goal to “transform campus culture by ensuring that all members of the community thrive through equitable and inclusive structures, policies, and practices.”

To support enrollment growth and retain the first- and second-year student on-campus housing requirement, UC Merced will need to add three more undergraduate housing buildings during this six-year period. These undergraduate housing facilities will create a new affordable living and learning neighborhood on campus to celebrate the diversity and complexity of the UC Merced student population.

Finally, several potential faculty and staff housing models are being studied to support the hiring and retention of faculty and staff. The campus is exploring potential partnerships to assist in the delivery of a faculty staff housing project during the period of this plan.

Public Private Partnerships

Having successfully completed the 2020 Project, UC Merced is exploring the possibility of developing a new public-private partnership association to address several key campus needs, including affordable faculty staff housing and utilities infrastructure.

Funding

The campus’s CFP proposes a comprehensive capital program totaling \$3 billion to accommodate student enrollment of 15,000 students by 2030. Approximately 86% (or \$2.6 billion) of the proposed projects do not yet have identified funding sources. The campus has identified \$448 million to support this plan from campus and State funds, external financing, gift funds, and grant awards, including the State-supported Medical Education Building, “Promise” Housing Building, and Classroom and Office Building III; refer to Display 2. The campus continues to be creative in exploring possible solutions to funding shortfalls. The list of projects with funding is shown in Display 3.

Gift Campaigns UC Merced has launched its first organized fundraising campaign. “Boldly Forward: The Campaign for UC Merced” aims to raise \$200 million by 2030 to secure funding across three priority areas impacting all facets of the campus, including student support, research excellence, and initiatives to improve health, employment, and economic outcomes in the Central Valley and beyond. An important focus of the campaign is to develop and expand campus facilities to ensure that UC Merced has the capacity and infrastructure necessary to meet the growing needs of the entire campus community.

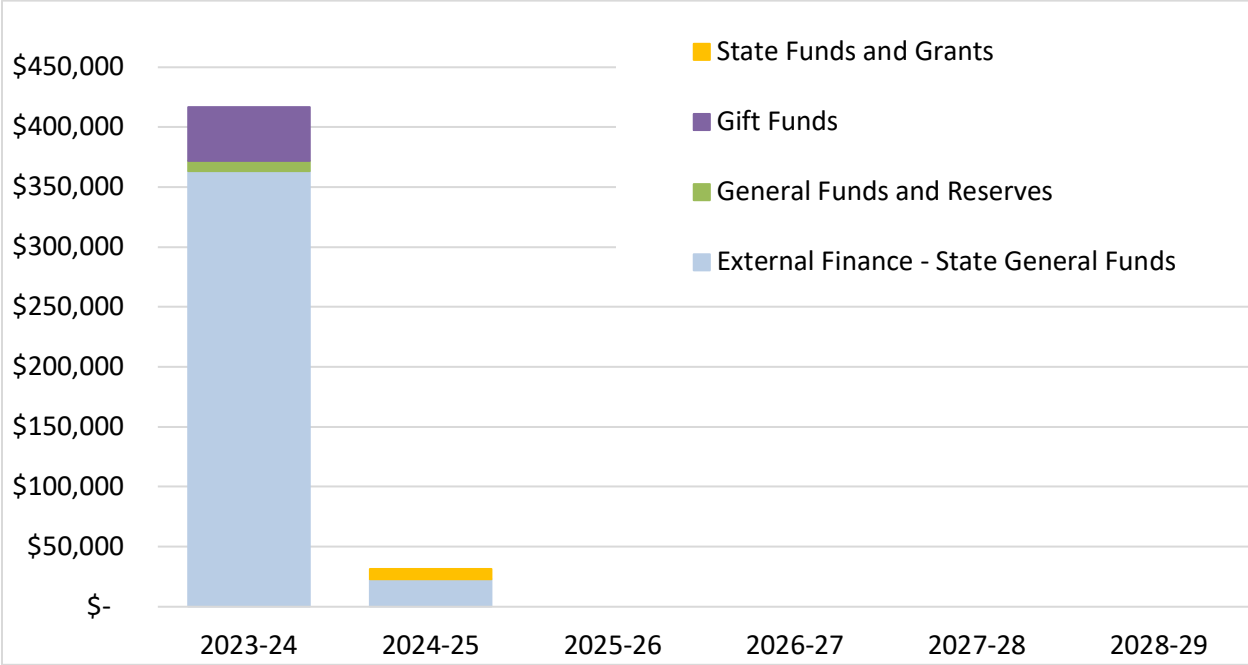
Projects with Funding Not Identified The Merced campus has identified a capital need with funding not identified of \$2.6 billion. Given the recent volatility in construction costs, the project costs for the full portfolio of

projects have been escalated to the expected midpoint of construction for each project based on current knowledge of market conditions. For the list of projects, see Appendix 2.

Display 1. Summary of Current Term (2023-24 to 2028-29) Capital Need (\$000s)

	2023-24	2024-25	2025-26	2026-27	2027-28	2028-29	Total
Capital Need with Funding	416,897	31,500	-	-	-	-	448,397

Display 2. \$448M Capital Need with Funding (\$000s)



For projects with gift funds identified as a fund source, fundraising efforts may still be in progress.

Display 3. Merced Campus Capital Need with Funding (\$000s)

	Enrollment	Aging Bldgs & Infra	Seismic	Current Term (2023-23 to 2027-28)						
				2023-24	2024-25	2025-26	2026-27	2027-28	2028-29	Total
EDUCATION & GENERAL PROJECTS										
Backfill Program:										
Classroom and Office Building	●	●		582 SGFF						582
Campus Infrastructure Study		●		115 CF 500 SGFF						615
Wawona Seismic Renovations			●	400 CF						400
Classroom and Office Building III	●			63,000 SGFF	7,000 SGF					70,000
Campus Public Safety Building		●			15,645 SGFF					15,645
Merced Vernal Pools and Grassland Reserves (MVPGR) Field Research Center Phase 1					8,855 SGF					8,855
				Total Education & General:						96,097
EDUCATION & GENERAL – HEALTH PROJECTS										
UC Merced Medical Education Building *	●			199,500 SGFF 8,000 CF 44,800 GF						252,300
Total Education & General - Health:										252,300
AUXILIARY PROJECTS										
UCM/MCC “Promise” Housing Project **				100,000 SGFF						100,000
Total Auxiliary:										100,000
Total Campus Projects with Funding				416,897	31,500	448,397				

* In addition to the funds shown, \$47.7 million was previously approved to support planning and site make ready work.

** The funding includes Merced Community College (MCC) State General Funds (SG), and the financing (SGFF) includes debt supported by MCC's State General Funds appropriations.



2023-29 RIVERSIDE CAMPUS CAPITAL NEED

As a proud member of the world's most prestigious public university system, UC Riverside embodies and empowers the California Dream. Right here in Inland Southern California, on a nearly 1,108-acre campus, tomorrow's leaders come together today to discover new ways of thinking, doing, and achieving to make a difference in an increasingly multicultural and interconnected global society.

UC Riverside remains committed to continuing its rapid ascent as an institution that delivers economic, cultural, scientific, and societal solutions to the real-world challenges faced in California and beyond. For the fourth consecutive year, UCR was ranked as the No. 1 public university in the country for social mobility by *U.S. News*. It is ranked in the top 1.3% of universities worldwide by the *Center for World University Rankings*. With approximately 27,000 students and 1,179 faculty, including two Nobel Prize winners and 16 National Academies of Science and Medicine members, UCR is a powerful engine of economic growth for Inland Southern California and beyond. In June 2023, UCR joined the American Association of Universities (AAU), comprising the top research universities in North America.

Priorities

UC Riverside's greatest impact on the Inland Southern California region will come through expanding educational and research opportunities on campus and diversifying the area's economy over time. To accommodate a proposed 35,000 student enrollment by 2035, the campus would need to expand the diversity of classroom types and potentially double the current number of classroom seats. These new spaces would range from lecture halls to active learning classrooms, as well as class labs and studios. In July 2023, UCR received \$154.5 million from the State of California to develop the campus' top capital priority, the proposed Undergraduate Teaching & Learning Facility. UCR will leverage this important investment by the State of California to serve existing students better and support additional California residents in the future.

Challenges

Sustaining this bold trajectory of excellence requires the thoughtful alignment of ambitious academic and research goals with the creative deployment of limited resources and sustainable stewardship of available land.

2030 Capacity Plan and a Shortage of Academic and Support Space Even with post-pandemic innovations and expanding remote work and hybrid instruction, UC Riverside still needs additional classroom, class laboratory, and studio spaces, especially considering campus growth aspirations. The 2030 Capacity Plan proposes a significant portion of UC's State-supported undergraduate growth to occur at UCR; this growth is anticipated in the 2021 Long Range Development Plan, which projects 35,000 students by 2035.

A 2022 analysis identified a classroom seat deficit at UCR of 4,571 seats. While the Undergraduate Teaching & Learning Facility will partially help reduce this instructional seat deficit, additional instructional seats are needed to support UCR's current and future enrollment.

To accommodate an increased student and faculty population, UCR will need to add space for housing, academic support, and student activity and services.

Seismic In accordance with UC Seismic Safety Policy requirements, the Riverside campus has continued to complete more detailed seismic evaluations and an update to the Campus Seismic Plan. While all Regents-owned buildings were designed and constructed in adherence to the codes in effect at the time of their

construction, subsequent seismic evaluations and buildings being incorporated have identified 176 buildings (a decrease from 185 in 2022) with a Seismic Performance Rating of V or VI and requiring seismic improvement at an estimated cost of \$1.95 billion. An estimated 63% of the campus buildings comply with the Seismic Safety Policy requirements, and 37% require remediation. No funding is currently identified for this seismic work and its associated targeted deferred maintenance and other capital upgrades.

Aging Buildings and Infrastructure In addition to critical instructional seat deficits, the age and condition of many existing instructional facilities, including class laboratories and studio space, presents a challenge. The campus continues prioritizing the renewal of existing classrooms to improve the learning experience, including new instructional technology.

Updates and enhancements to UCR's campus infrastructure are essential. Over 40% of the campus's space is over 40 years old. Most of the original campus buildings have yet to be renovated to address failing infrastructure or to improve energy efficiency. Without significant infrastructure investment, the campus will be unable to support campus growth or meet critical sustainability goals.

A 2021 UCOP deferred maintenance renewal model suggests that over \$700 million is needed to adequately address restoration and renewal needs in State-supportable facilities (research and instruction).

Student Housing In 2022, UC Riverside housed approximately 3% (8,700 beds) of its enrolled students in campus housing. The campus goal is to house 40% (14,000 beds) of its students in campus-managed or controlled housing near the academic center by 2035. In July 2023, UCR, in an innovative partnership with Riverside Community College District, received \$126 million in State Student Housing grant funding for a joint project to provide affordable housing to both community college and UCR students and support efforts of regional community college students to transfer into the UC system. This project is expected to be completed in time for the 2025-26 academic year.

Post-Pandemic Issues Following the success of remote work, both during the COVID-19 pandemic and as part of the transition back to on-site activities, the campus has implemented workforce models and operations to support flexible work arrangements in terms of both location and schedule for those positions where some hybrid schedule is appropriate. The campus is also moving ahead to increase the utilization/occupancy of space (specifically administrative units) that match these hybrid schedules and is letting most off-campus leases terminate at the end of the current contract. Such an approach allows the campus to use less space for more staff and allows the campus to plan the conversion of office space that is no longer needed to other uses.

Funding

Funding limitations significantly impact UCR's ability to realize its goals. UC Riverside's proposed capital program identifies approximately \$4 billion in need, of which approximately 76% does not have a funding source. Various sources are anticipated for projects with funding identified, including campus funds, State funds, external financing, and public-private partnerships (see Displays 1 and 2). The list of projects with funding is shown in Display 3. The list of projects where funding is not identified is shown in the Appendix.

The campus has identified 12 priority projects totaling \$210 million to leverage State resources as they become available. The proposed projects include high-priority renovations of academic and research buildings, critical infrastructure projects, and new capital projects to support our growing enrollment.

Non-State Resources Funding State-Supportable Scope Of the 15 projects included in the CFP with funding identified, five are fully State-supportable, and one is partially State-supportable. These projects include a new academic building and an economic development initiative (OASIS) to leverage our partnership with the California Air Resources Board and hopefully attract new business and industry to the area. Of the \$551.9 million in funding needed for these projects, approximately \$273.7 million would be from the State. Because of these projects’ importance, campus funds will cover the shortfall.

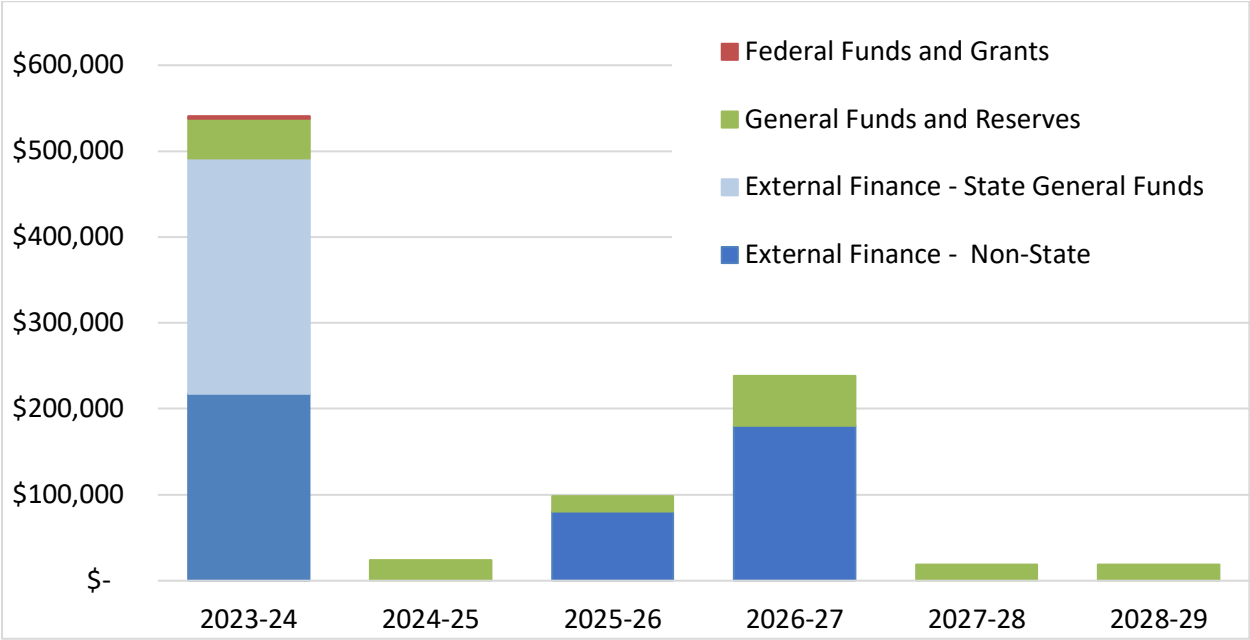
The campus has identified additional priority projects beyond 2029, including a School of Medicine Teaching Hospital, several building renewal projects for 1950s- and 1960s-era instruction and research buildings, and new construction of instruction and research projects.

Projects with Funding Not Identified The Riverside campus has identified a capital need with funding not identified of \$3 billion. For the list of projects, see Appendix 2.

Display 1. Summary of Current Term (2023-24 to 2028-29) Capital Need (\$000s)

	2023-24	2024-25	2025-26	2026-27	2027-28	2028-29	Total
Capital Need with Funding	540,400	23,500	98,500	238,500	18,500	18,500	937,900

Display 2. \$937.9M Capital Need with Funding (\$000s)



Display 3. Riverside Campus Capital Need with Funding (\$000s)

	Enrollment	Aging Bldgs & Infra	Seismic	Current Term (2023-24 to 2028-29)						
										Total
				2023-24	2024-25	2025-26	2026-27	2027-28	2028-29	
EDUCATION & GENERAL PROJECTS										
Future Land Acquisitions				20,000 CF						20,000
OASIS Park - Ph 1	●		●	3,000 OG						3,000
UCR Agricultural Research, Education and Neighborhood				2,500 FG						2,500

	Enrollment	Aging Bldgs & Infra	Seismic	Current Term (2023-24 to 2028-29)						
				2023-24	2024-25	2025-26	2026-27	2027-28	2028-29	Total
Advancement Center (ARENA) Ph 1										
Undergraduate Teaching & Learning Facility	•	•		147,700 SGFF						147,700
Future Building Acquisition							40,000 CF			40,000
Capital Projects \$1M to \$5M (E&G)		•		2,500 CF	2,500 CF	2,500 CF	2,500 CF	2,500 CF	2,500 CF	15,000
Capital Projects \$5M to \$10M (E&G)		•	•	5,000 CF	10,000 CF	5,000 CF	5,000 CF	5,000 CF	5,000 CF	35,000
Total Education & General:										263,200
AUXILIARY PROJECTS										
North District Ph 2 - Student Housing*				126,000 SGFF 217,700 EF 5,000 CF						341,300
Apartment Complex Purchase						65,000 EF				65,000
Aberdeen Inverness (A&I) Renovations Ph 1 and Ph 2		•				15,000 EF				15,000
Bannockburn Renovation / Redevelopment							40,000 EF			40,000
Residence Hall							105,000 EF			105,000
Parking Structure 3	•						35,000 EF			35,000
Capital Projects \$1M to \$5M (AUX)		•		5,000 AR	5,000 AR	5,000 AR	5,000 AR	5,000 AR	5,000 AR	30,000
Capital Projects \$5M to \$10M (AUX)		•		6,000 AR	6,000 AR	6,000 AR	6,000 AR	6,000 AR	6,000 AR	36,000
Total Auxiliary:										674,700
Total Campus Projects with Funding				540,400	23,500	98,500	238,500	18,500	18,500	937,900

* The project's financing (SGFF) includes debt supported by Riverside Community College's State General Funds appropriations.



2023-29 SAN DIEGO CAMPUS CAPITAL NEED

UC San Diego's Strategic Plan, completed in 2014, guides campus efforts to be a student-centered, research-focused, patient-centric, and service-oriented public university. From 2014 to 2023, the campus has experienced unparalleled growth in enrollment (adding 11,000 students to reach a total of 43,000 students), research funding (growing from \$1.1 billion to \$1.7 billion annually), and clinical care revenues (growing from \$1.3 billion to \$3.3 billion).

The commitment of a four-year housing guarantee at 20% below market – essential in a market that has become increasingly unaffordable – has become a critical goal for the campus. As a result, the housing inventory grew from 14,700 beds in 2014 to 19,000 beds in fall 2023. With beds added by projects currently in construction, the inventory will total 24,700 beds by 2025 and is projected to surpass 35,000 beds by 2035.

Finally, the opening of the UC San Diego Blue Line light rail transit system in 2021, with two stations serving the campus to better connect the campus to the San Diego region, was another pivotal moment for UC San Diego. As a result, the campus is becoming a complete live-learn-play community and a destination for San Diegans and region visitors.

UC San Diego's unprecedented physical expansion is designed to accommodate growing enrollment, support its increasingly diverse population (including as an emerging Hispanic Serving Institution), provide space for collaboration and innovation, and create a more connected campus.

Capital Priorities

Priorities for the capital improvement program will continue to evolve to support the Strategic Plan and the 2018 Long Range Development Plan (LRDP) goals. Projects included in the 2023-29 Capital Financial Plan (CFP) would provide additional student housing in living and learning communities, faculty and staff housing, new and improved instruction and research space, infrastructure improvements, and replacement space for some buildings in the Campus Seismic Safety Plan. The San Diego campus has identified approximately \$6.4 billion of capital need; approximately \$4.8 billion has a funding strategy. For more information, refer to the summary in Display 1.

Academic Space With the continued growth of UC San Diego and the increasing diversity of the campus's undergraduate population, becoming a student-centered institution requires ongoing coordination among community outreach; student recruitment; academic support services; student success initiatives; faculty recruitment and retention; pedagogical initiatives; campus climate; and physical, technological, and administrative infrastructure. As identified in the 2030 Capacity Plan, high investment priorities for the campus include faculty growth and support programs for student success and a more diverse student body. Related capital investment to address these priorities includes the proposed Multidisciplinary Life Sciences Building that would provide additional research labs for Health Sciences and Biological Sciences and undergraduate teaching labs to meet the growing demand for instruction in Biological Sciences.

Research Space In fiscal year 2023, UC San Diego earned \$1.76 billion in research funding, up from \$1.64 billion the previous year—an increase of more than 6%. This marks more than a decade of sustained growth in research funding and encompasses an increasingly complex and ambitious research portfolio year-over-year. To meet the campus's demand for additional research space, the CFP includes the Multidisciplinary Life Sciences Building (La Jolla Campus) and the Multipurpose Clinical Research & Wellness Building (Hillcrest Campus). In

addition to new research space, these projects would also provide replacement space for obsolete research facilities at the Hillcrest campus that will be demolished in future years to create a site for a new replacement hospital.

Recreation Space The Main Gym at UC San Diego was built in 1968 to support a physical education program for approximately 4,000 students. In 1995, the Recreation, Intramural, and Athletics Complex (RIMAC) opened with a plan to support the needs of approximately 18,000 students. The campus has grown to approximately 43,000 students, with more than 13,000 living on campus, and the Athletics program has transitioned to NCAA Division 1, which has put a significant strain on existing facilities. The CFP includes projects such as RIMAC Expansion & Renovation to address the health and well-being needs of the current student population, as well as new facilities such as Triton Recreation Center to support the planned future growth of on-campus housing and significantly more students living on campus.

Challenges

Post-Pandemic Issues and Space Utilization As campus departments have established new work arrangements, including on-site, remote, and hybrid schedules, a reevaluation of current space utilization is underway using a variety of methods to identify available space. As utilization data is collected, the campus will evaluate opportunities to reassign underutilized space for other needs. This past year, the campus reduced lease expenses by relocating groups to available campus administrative space resulting from hybrid and remote work.

Seismic Seismic improvement remains a campus priority. The campus currently has seismic work funded and in planning or construction on five buildings totaling approximately 263,000 gross square feet.

In accordance with the UC Seismic Policy requirements, the campus has surveyed the seismic safety of its building inventory. Seismic evaluations have identified approximately 297 buildings with a Seismic Performance Rating of V or VI requiring seismic improvement, at a cost of approximately \$1.2 billion. Using numerous factors, including the UCOP risk model, the campus has established priorities for renewal, restoration, or replacement. Buildings identified as Priority A are included in the CFP at a cost of approximately \$475 million. The Triton Center and Ridge Walk North Living & Learning Neighborhood projects that commenced construction in Summer 2023 demolished several old SPR V buildings with significant restoration needs. The campus is committed to addressing seismic improvements, as noted in the 2030 Capacity Plan and Campus Seismic Plan, and will implement these capital priorities as resources become available. State funding is critical to complete the required seismic improvements.

Aging Plant Many buildings serving the general campus are 40 to 50 years old; some at the Scripps Institution of Oceanography are 60 to 100 years old. The campus currently has a backlog of more than \$570 million in State-supportable restoration needs; that level of funding would not provide state-of-the-art facilities, or the technology required for instruction and support of students and faculty. A more comprehensive assessment of what would be required to address this need by completely renewing existing building systems revealed a much higher estimate of \$1.5 billion. State funds are critical to addressing these needs.

Student and Faculty Housing Providing affordable housing to students continues to be one of the highest priorities for the campus. The UC San Diego 2018 LRDP includes a goal to provide housing for up to 65% of eligible students (which includes undergraduate, graduate, and professional students) in Regents-owned facilities. In fall 2022, the campus provided housing for 42% of eligible students, leaving a shortage of more than 10,000 beds to achieve the goal. After completion of the Theatre District Living & Learning Neighborhood, the

Pepper Canyon West Student Housing, and Ridge Walk North Living & Learning Neighborhood currently in construction, the campus anticipates it will be able to house approximately 49% of eligible students, still falling short of the LRDP goal despite the 5,800 beds added with these projects. In the 2022-23 State Budget, the San Diego campus received \$100 million of external financing supported by State General funds for the Higher Education Housing Grant Program. These funds enable the campus to reduce the project’s external financing and thereby reduce the cost of housing to 1,100 eligible students in need beyond the 20% below-market discount that UC San Diego already provides to its resident students.

Demand for affordable on-campus housing remains high due to rising housing costs in San Diego, and the construction of additional student housing will continue to be necessary. The CFP includes Pepper Canyon East Living & Learning Neighborhood and the South Mesa Graduate Housing projects to address the ongoing need for affordable student housing and get closer to the LRDP goal. The CFP also includes projects to develop faculty and staff housing at the Hillcrest and La Jolla campuses (Hillcrest Residential District and Regents Road Faculty & Staff Housing).

Non-State Resources Funding State-Supportable Scope Of the 27 projects included in the CFP with funding identified, six are fully State-supportable, and one is partially State-supportable. These projects include new academic and research buildings, seismic improvements, and restoration projects in State-supportable buildings. Of the \$665 million in funding needed for these State-eligible projects, only a small portion of State funding is identified; the lack of funding places a significant financial burden on the campus to implement projects that support campus growth, provide seismic safety, and address the remaining restoration needs.

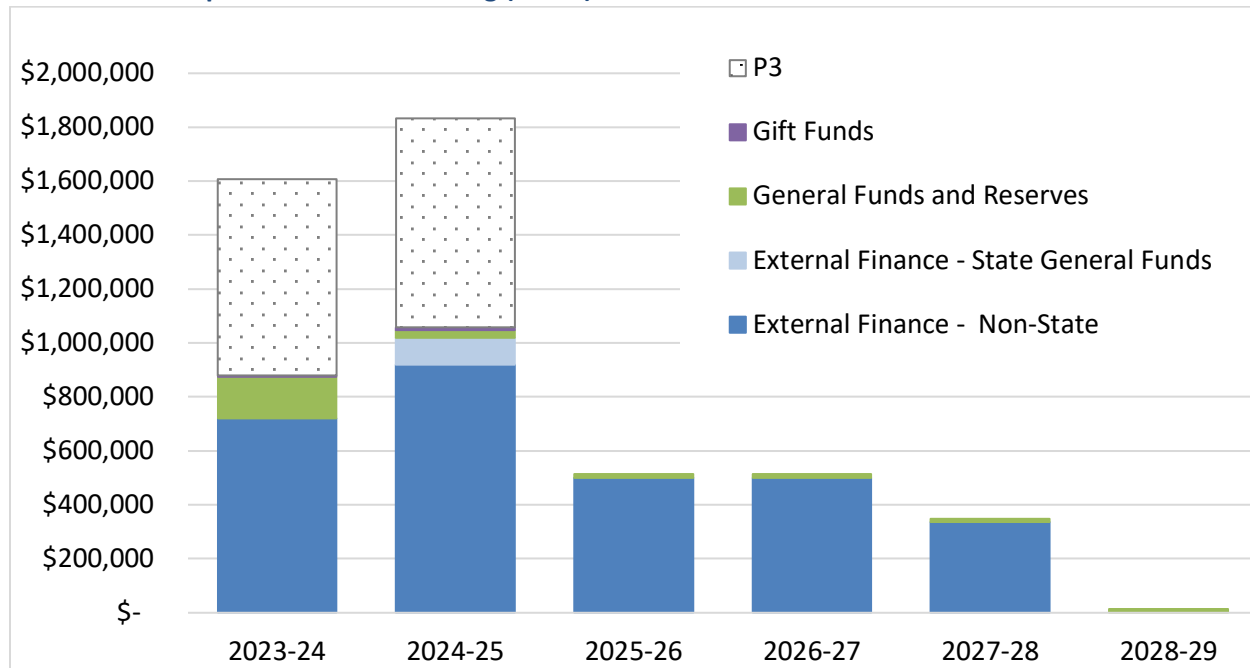
Gift Campaign Capital projects are a key part of UC San Diego’s efforts to reinforce its reputation as a global destination for education, research, patient care, the arts, and athletics. In fiscal year 2023, UC San Diego raised \$565.7 million in private support for programs and initiatives across campus, including capital improvements that facilitate vibrant and collaborative campus spaces. Capital gifts support everything from construction to programming to operations and maintenance for wide-ranging efforts, including the UC San Diego Hillcrest Redevelopment Project, which comprises a complex of healthcare facilities and residential construction, and the highly anticipated Triton Center, a four-building project that will centralize essential programs and services and provide UC San Diego with its first alum center. The Ridge Walk North Living and Learning Neighborhood will bring together a new home for the Department of Economics with student housing and spaces that foster community on campus; revitalizations of the Birch Aquarium will better engage the community in the research taking place at Scripps Institution of Oceanography; and interdisciplinary research buildings will unite experts across health sciences and campus.

Projects with Funding Not Identified The San Diego campus has identified a capital need with funding not identified of \$1.6 billion. For the list of projects, see Appendix 2.

Display 1. **Summary of Current Term (2023-24 to 2028-29) Capital Need (\$000s)**

	2023-24	2024-25	2025-26	2026-27	2027-28	2028-29	Total
Capital Need with Funding	1,607,500	1,832,930	512,500	512,500	348,500	12,500	4,826,430

Display 2. \$4.8B Capital Need with Funding (\$000s)



Display 3. San Diego Campus Capital Need with Funding (\$000s)

	Enrollment	Aging Bldgs & Infra	Seismic	Current Term (2023-24 to 2028-29)						
				2023-24	2024-25	2025-26	2026-27	2027-28	2028-29	Total
EDUCATION & GENERAL PROJECTS										
Acquisition Proximate to La Jolla or Hillcrest Campus (previously Property Acquisition 2)				50,000 EF						50,000
Multidisciplinary Life Sciences Building (previously Campus Multidisciplinary Research Building & Parking Structure)	•	•	•	309,000 EF						295,000
Preuss School Improvements & Expansion	•	•		40,000 OG						40,000
University Center Site Restoration & Public Realm		•	•	20,000 CF						20,000
SIO Biomedical Automation Facility					5,000 CF 10,430 GF					15,430
Health Sciences West		•			10,000 CF					10,000
Emergency Power Upgrades		•								
Various Deferred Maintenance Projects - Year 1-6		•		12,500 CF	12,500 CF	12,500 CF	12,500 CF	12,500 CF	12,500 CF	75,000
Total Education & General:									519,430	
EDUCATION & GENERAL – HEALTH PROJECTS										
Hillcrest Multipurpose Clinical Research Building (previously Hillcrest Multi-Use Building)		•		230,000 EF						230,000
Total Education & General – Health:									230,000	
AUXILIARY PROJECTS										
Acquisition Proximate to La Jolla or Hillcrest Campus (previously Property Acquisition 3)				70,000 EF						70,000
East Campus Loop Road		•		60,000 EF						60,000
Hillcrest Outpatient Pavilion & Parking Structure (amendment for Bachman Drive Widening)		•		20,000 CF						20,000

	Enrollment	Aging Bldgs & Infra	Seismic	Current Term (2023-24 to 2028-29)						Total
				2023-24	2024-25	2025-26	2026-27	2027-28	2028-29	
Hillcrest North Access Road		•		15,000 CF						15,000
Hillcrest Residential District (previously Hillcrest Mixed-Use Residential and Wellbeing Center)				575,000 P3						575,000
Muir Pines & Roots Renovation	•	•		10,000 AR						10,000
RIMAC Expansion & Renovation	•	•	•	25,000 CF						25,000
SIO Birch Aquarium Revitalization - Living Seas & Husbandry		•		6,300 GF 11,700 CF						18,000
Hotel & Conference Center, East Campus					125,000 P3					125,000
Mixed-Use Residential Development at Morena Blvd. (formerly Mixed-Use Residential Development near Trolley)					650,000 P3					650,000
Pepper Canyon East 1 (previously Pepper Canyon East Student Housing)	•	•			600,000 EF					600,000
Pepper Canyon East 2	•	•				500,000 EF				500,000
Pepper Canyon East 3	•	•					500,000 EF			500,000
Rancho Bernardo Healthcare Center (previously Medical Office Building at Bernardo Center)				153,000 P3						153,000
Regents Road Faculty/Staff Housing & Mixed-Use					TBD P3					TBD
South Mesa Graduate & Family Housing 1	•	•	•		320,000 EF 100,000 SGFF					420,000
South Mesa Graduate & Family Housing 2	•	•						336,000 EF		336,000
Total Auxiliary:										4,077,000
Total Campus Projects with Funding				1,607,500	1,832,930	512,500	512,500	348,500	12,500	4,826,430



2023-29 SAN DIEGO HEALTH CAPITAL NEED

UC San Diego Health, the region’s only academic health system, is ranked as the best hospital in the region and a national Honor Roll Hospital (top 20), according to *U.S. News & World Report*. Additionally, it is perennially ranked as one of the nation’s top ten academic medical centers for quality patient care by Vizient, a national healthcare performance organization. UC San Diego Health has achieved these goals while significantly growing inpatient and ambulatory infrastructure over the past several years, allowing it to care for more of the community and better support the educational and research mission of the organization. UC San Diego Health intends to continue this trend with significant plans for rebuilding and expanding inpatient capacity along with expanding the ambulatory network to advance its tripartite mission of clinical care, research, and education.

Priorities

Construction has begun or continues on major on-campus projects, notably the Shiley Eye Institute Renovation in La Jolla and the first phase of Hillcrest campus redevelopment that includes an Outpatient Pavilion and parking garage to serve future medical campus needs. Phase 2 of Hillcrest campus redevelopment will include the Multipurpose Clinical Research & Wellness Building that will serve research, health administration, and community wellness needs. In addition, planning for Phase 3 redevelopment – the Hillcrest hospital replacement – has begun, and funding is needed to develop those plans further.

While the healthcare facilities planned at the redeveloped Hillcrest campus will serve San Diego for many years, the La Jolla campus has been experiencing an overwhelming demand for services that need to be addressed with expanded capacities. Planning will begin on a second medical/surgical tower to be situated next to the current Jacobs Medical Center. Concurrent planning has also begun to create additional ambulatory surgical and procedural capacity on the La Jolla campus in the form of an additional outpatient pavilion. Siting and clinical programming efforts are currently underway.

In addition to the major projects named above, other projects over the next several years will continue regional ambulatory expansion, most notably the Rancho Bernardo Health Care Center, slated for completion in FY2026 and developed via a public-private partnership.

Funding

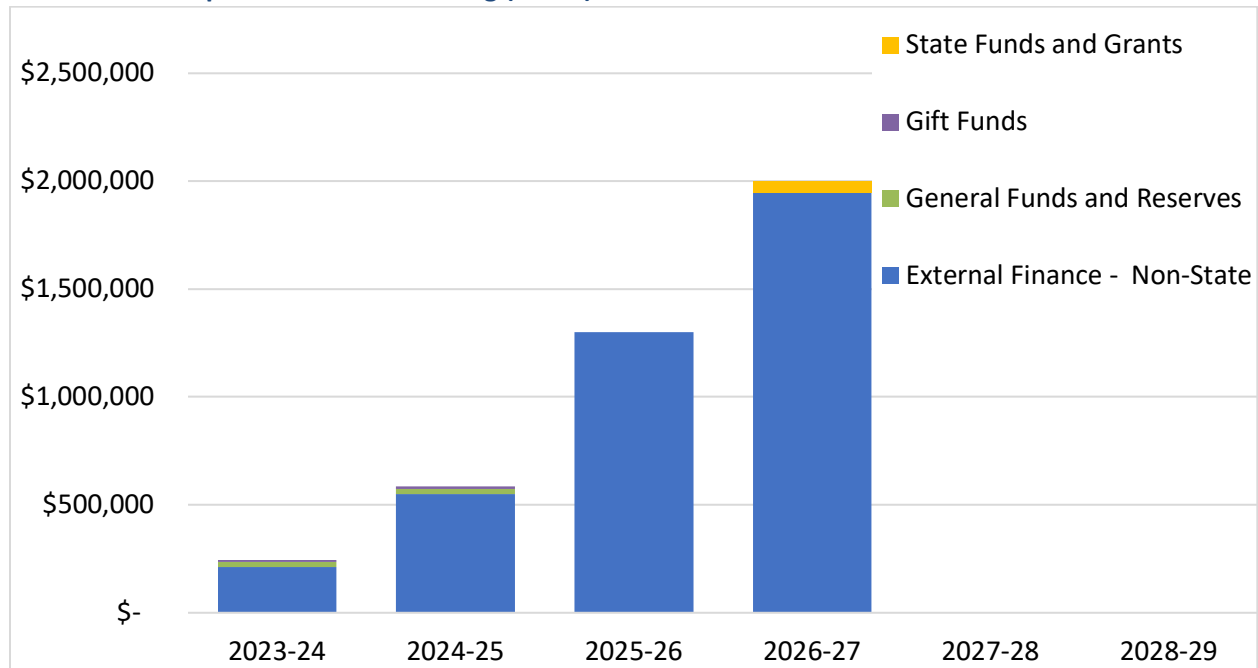
UC San Diego Health has a significant proposed capital program totaling \$4.1 billion. Various sources are anticipated for the projects with funding identified, including hospital reserves, external financing, gift funds, and grants; refer to Display 2. The list of projects with funding is shown in Display 3.

Projects with Funding Not Identified UC San Diego Health currently has no projects with funding not identified.

Display 1. Summary of Current Term (2023-24 to 2028-29) Capital Need (\$000s)

	2023-24	2024-25	2025-26	2026-27	2027-28	2028-29	Total
Capital Need with Funding	246,000	585,000	1,300,000	2,000,000			4,131,000

Display 2. \$4.1B Capital Need with Funding (\$000s)



For projects with gift funds identified as a fund source, fundraising efforts may still be in progress.

Display 3. UC San Diego Health Capital Need with Funding (\$000s)

	Enrollment	Aging Bldgs & Infra	Seismic	Current Term (2023-24 through 2028-29)						Total
				2023-24	2024-25	2025-26	2026-27	2027-28	2028-29	
JMC Emergency Department Staff Wellness Center & Lounge				10,000 GF						10,000
Acquisition of Acute Care Hospital, Associated Structures, and Parking Garage				200,000 EF						200,000
Thornton Pavilion MRI Addition and Replacement				5,350 HR 10,650 EF						16,000
Jacobs Center for Health Innovation					10,000 GF					10,000
Seismic Improvements of Acute Care Hospital & Associated Structures			•		250,000 EF					250,000
La Jolla Outpatient Pavilion					300,000 EF					300,000
La Jolla Hospital Expansion						1,300,000 EF				1,300,000
Hillcrest Medical Center (previously Hillcrest Replacement Hospital)		•	•				1,946,000 EF 54,000 SG			2,000,000
Capital Projects \$1M - \$10M		•		20,000 HR	25,000 HR					45,000
Total Health Projects with Funding Identified				246,000	585,000	1,300,000	2,000,000			4,131,000



2023-29 SAN FRANCISCO CAMPUS CAPITAL NEED

Founded in 1873, the University of California, San Francisco campus is a leading institution dedicated to advancing health worldwide through biomedical, clinical, and translational research; graduate-level education in the life sciences and health professions; and excellence in patient care.

Priorities

The capital plan remains consistent with previous years' priorities, supporting seismic safety, sustainability, expanding programs, modernization of space, and cost management. New investments are driven by the need to reinvigorate the Parnassus Heights campus, as reflected in the Comprehensive Parnassus Heights Plan (CPHP). Providing facilities that support the alignment of research and clinical activities is fundamental to planning for a revitalized Parnassus Heights campus where clinicians and scientists are consistently pioneering ways to apply scientific discoveries to real-world diagnostics and treatments. The proposed new Parnassus Research and Academic Building and West Campus Seismic Improvements, Parnassus Central Campus Site Improvements, and the Irving Street Arrival project are major components of the first phase of this effort. The 2023-29 Capital Financial Plan (CFP) also includes projects to address transportation and open space improvements that benefit UCSF and its Parnassus Heights neighbors and an employee housing project.

UCSF is committed to addressing seismic safety, improving aging facilities and infrastructure at its campus sites, and fulfilling environmental responsibilities by demonstrating leadership in sustainable business practices. The San Francisco campus has identified approximately \$4.9 billion of capital need; approximately \$2.5 billion has a funding strategy. For more information, refer to the summary in Display 1.

Challenges

UCSF has looming capital challenges that are not fully reflected in the CFP. These include seismic safety compliance for owned and leased buildings, fossil-free initiatives, workforce housing, and expansion and modernization of research and education spaces.

Seismic Seismic improvement remains a campus priority. In accordance with the UC Seismic Policy requirements, the campus has surveyed the seismic safety of its building inventory and is developing implementation plans to address remaining seismic compliance needs, which could involve a combination of retrofit, replacement, and demolition. As of July 2023, UCSF has 41 Regents-owned buildings (excluding acute care facilities regulated by the Department of Health Care Access and Information) with a Seismic Performance Rating of V or VI requiring seismic improvement. The CFP identifies funding for six capital projects (campus and health) to address seismic compliance in some way; with a combined total project budget of almost \$1.03 billion, about \$183 million is attributed to seismic improvements. These projects include opportunities to decant and demolish six buildings totaling approximately 300,000 gross-square-feet, of which three buildings are identified as Priority A. UCSF estimates that the cost for the minimum improvements to meet seismic compliance based on recent feasibility studies and high-level cost per gross-square-foot assumptions is upwards of \$2 billion; these costs do not consider costs to address renewal and restoration, to address fossil-free initiatives, to provide swing space, cost of future escalation, fire and life safety compliance improvements or programmatic improvements, which will be part of the future analyses and strategic planning for the remaining buildings that do not meet the Seismic Policy. Challenges to implementing seismic improvements for the remaining Regents-owned buildings are primarily related to limited funding, lack of swing space during the retrofit, and an active construction plan supporting the current capital program.

Aging Buildings The campus has a backlog of nearly \$800 million in State-supportable “mission-critical” restoration and system renewal needs. With increased constraints on operating budgets and stewardship and sustainability demands, UCSF continues to redirect limited non-State resources to address facilities investment needs and apply a multipronged strategy to balance its investment in restoration, scheduled maintenance, and renewal.

Infrastructure / Energy Efficiency Through an aggressive energy efficiency program, UCSF has reduced its emissions below 1990 levels despite now being twice the size and plans to achieve further reductions by 2025 through additional energy efficiency and using biomethane as an alternative to natural gas. The Parnassus Heights campus is built on a steam infrastructure, with a cogeneration plant, underground steam distribution, and steam piping within the existing hospitals and research buildings. An efficient transition from natural gas will likely require replacing all of these systems, which will be a significant undertaking and require review and approval of the Department of Health Care Access and Information. The Mission Bay and Mount Zion campus sites would transition from natural gas-fired boiler systems to heat pumps for heating and cooling and electric steam general for process steam. UCSF (campus and UCSF Health) is actively working to define a strategy for converting natural gas heating and cogeneration systems to electric over the next 15 years, including schedule details, cost, and engineering requirements for different options.

Housing UCSF has committed to delivering 1,263 net new units in San Francisco by 2050, with half delivered by 2030. In addition, a share of UCSF’s overall housing portfolio (existing plus new) would be dedicated as units affordable to UCSF employee households. UCSF’s housing portfolio has increased by about 300 units over the last few years, and analyses are underway to complete the 2030 commitment for new units.

Post-Pandemic Issues UCSF is leveraging lessons learned from the COVID-19 pandemic to guide a future with sustainable and engaging work models. This venture is being approached in the spirit of continuous improvement, adapting as more is learned through the experience.

UCSF is incorporating a combination of telework and onsite work in its ongoing staffing plans for those job duties that can be performed remotely without compromising UCSF’s mission. Principles to guide decisions about telework have been developed, including prioritizing equity, engagement, and optimization to ensure that campus and UCSF Health leaders make decisions based on staff and business needs. Long-term staffing plans are being developed that offer flexibility and ways to optimize the use of space, such as creating shared workspaces. For positions requiring onsite work, UCSF is enhancing the campus environment by improving and adding new areas to take breaks, gather socially, and work in shared spaces.

UCSF continues to learn from and adapt good practices to optimize the teaching experience across different platforms. The value of onsite study space was highlighted during the COVID-19 pandemic, as not all learners can access reliable networks off campus or safe/quiet spaces for their focused learning. The nature of the health sciences studies also requires learners to have access to hands-on clinical training that, while modified to address safety protocols, remains a critical feature of the education experience at UCSF.

The changes in the use of onsite space will also allow UCSF to reduce its footprint and generate cost savings by releasing costly leased space. Also, as more onsite space is repurposed as flexible, shared spaces – combined with telework – more opportunities would be available for swing space for some renovations and repair projects and for the UCSF community who need to be on-site for their work and training.

Funding

To execute this plan, expectations for fundraising and servicing debt will need to be realized. UCSF has a significant proposed capital program totaling \$2.5 billion for which a funding strategy is identified. Various sources are anticipated for the projects, including campus funds and reserves, external financing, and gift funds; refer to Display 2. The list of projects with funding is shown in Display 3.

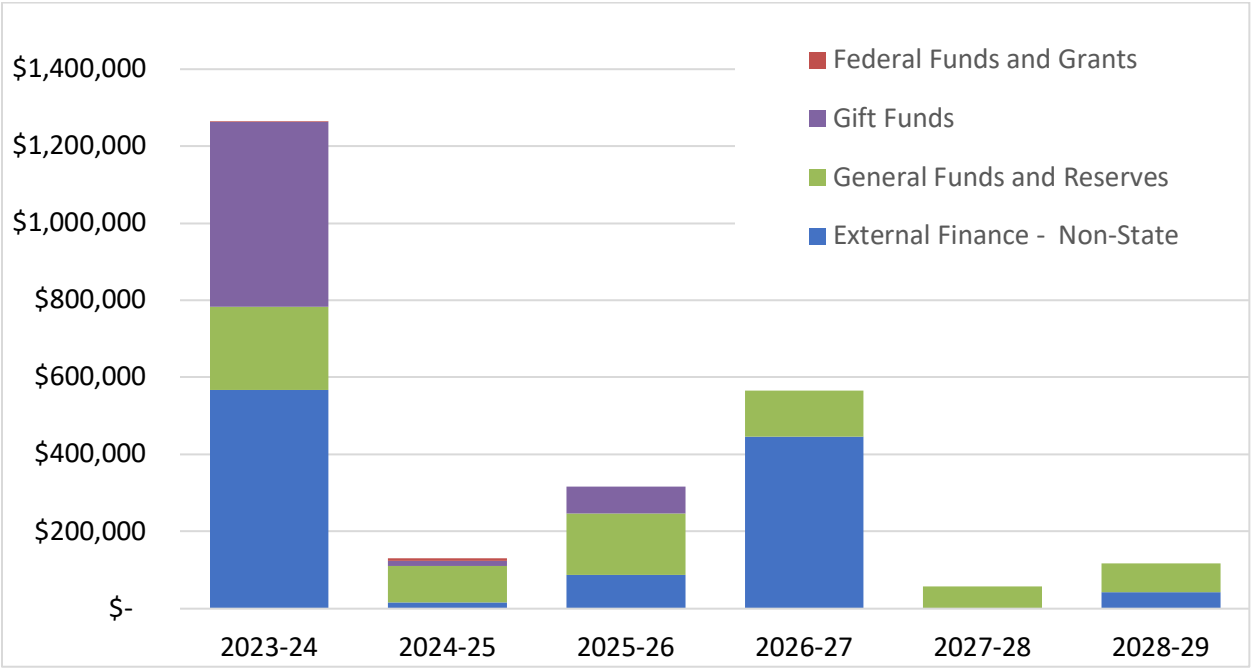
Non-State Resources Funding State-Supportable Scope Of the 26 projects included in the CFP with funding identified, eight are fully State-supportable, and ten are partially State-supportable. These projects include new construction and renovation of research and academic buildings, infrastructure improvements, and restoration and renewal projects in State-supportable buildings. Of the \$1.8 billion in funding needed for these projects, no funding from the State has been provided. As a result, the campus is choosing to implement these projects using a combination of external financing, gifts, grants, and campus funds.

Projects with Funding Not Identified UCSF has identified a capital need with funding not identified of \$2.4 billion. For the list of projects, see Appendix 2.

Display 1. Summary of Current Term (2023-24 to 2028-29) Capital Need (\$000s)

	2023-24	2024-25	2025-26	2026-27	2027-28	2028-29	Total
Capital Need with Funding	1,265,071	131,550	315,950	565,220	58,250	118,050	2,454,091

Display 2. \$2.5B Capital Need with Funding (\$000s)



Display 3. San Francisco Campus Capital Need with Funding (\$000s)

	Enrollment	Aging Bldgs & Infra	Seismic	Current Term (2023-24 to 2028-29)						
				2023-24	2024-25	2025-26	2026-27	2027-28	2028-29	Total
EDUCATION & GENERAL PROJECTS										
Parnassus Central Campus Site Improvements		●	●	115,000 CF						115,000
Parnassus Central Utility Plant		●	●	5,900 CF						5,900
Seismic Retrofit				3,900 HR						3,900

	Enrollment	Aging Bldgs & Infra	Seismic	Current Term (2023-24 to 2028-29)						Total
				2023-24	2024-25	2025-26	2026-27	2027-28	2028-29	
Police Consolidation at 654 Minnesota				30,000 EF						30,000
Real Estate Transactions For Wet Lab Research Opportunity				60,000 EF						60,000
Statewide Energy Partnership Program for UCSF Health Facilities		•		50,000 EF						50,000
Capital Projects \$1M to \$10M - Infrastructure		•	•	9,800 CF					6,500 CF 5,100 HR	21,400
Irving Street Arrival		•				88,200 EF 81,500 HR 69,000 GF 1,500 CF				240,200
Traffic and Safety Improvements on Irving Street		•				5,350 CF 5,350 HR				10,700
EH&S Replacement Facility			•				19,800 EF 9,800 HR			29,600
Parnassus Streetscape Improvements Segment 1.3		•							12,900 EF	12,900
Parnassus Streetscape Improvements Segments 2.1 and 2.2		•							29,300 EF	29,300
Parnassus Streetscape Improvements Segments 3.1		•							11,400 HR	11,400
Parnassus Library Renewal		•		8,000 CF	8,500 CF	3,650 CF	1,000 CF			21,150
Capital Projects \$1M to \$10M - Facilities Investment Needs (FIN)		•		1,000 AR 25,850 CF 3,200 HR	1,000 AR 27,800 CF 3,300 HR	1,000 AR 24,400 CF 3,400 HR	1,000 AR 25,000 CF 3,500 HR	1,000 AR 30,150 CF 3,600 HR	1,000 AR 30,950 CF 3,700 HR	190,850
Total Education & General:										832,300
EDUCATION & GENERAL – HEALTH PROJECTS										
5700 Martin Luther King Research Institute Lab Upgrade		•		20,000 GF 5,000 CF						25,000
Hunters Point Research Support Facility Upgrades - Augmentation		•		16,000 GF 2,107 FG 40 OUS						18,147
Parnassus Research and Academic Building and West Campus Site Improvements		•	•	428,100 EF 415,000 GF						843,100
Weill Neurosciences Building Cryo-EM Laboratory Renovation				28,500 GF						28,500
HSIR East One-Floor Lab Modernization					15,500 EF 7,027 CF 7,973 FG					30,500
HSIR West One-Floor Lab Modernization					12,500 CF 12,500 GF					25,000
Parnassus Dental Clinics Building Renewal		•		500 CF	450 CF					950
Mount Zion Cancer Research Building Renewal		•		10,000 CF	8,000 CF	9,500 CF	7,000 CF	2,000 CF		36,500
Capital Projects \$1M to \$10M - Renovation				13,674 CF	13,100 CF	13,500 CF	14,000 CF	14,500 CF	15,000 CF	83,774
Total Education & General – Health:										1,091,471
AUXILIARY PROJECTS										

	Enrollment	Aging Bldgs & Infra	Seismic	Current Term (2023-24 to 2028-29)						
				2023-24	2024-25	2025-26	2026-27	2027-28	2028-29	Total
Employee Housing Phase 1							396,420 EF 50,000 HR			446,420
Millberry Union / Ambulatory Care Center Garage Spall Repair		•					29,300 EF 900 AR			30,200
Capital Projects \$1M to \$10M - Parking, Housing, and Retail		•		10,200 AR 3,300 CF	13,600 AR 300 CF	9,600 AR	7,500 AR	7,000 AR	2,200 AR	53,700
Total Auxiliary:										530,320
Total Campus Projects with Funding				1,265,071	131,550	315,950	565,220	58,250	118,050	2,454,091



2023-29 UCSF HEALTH CAPITAL NEED

UCSF Health consistently ranks among the top ten hospitals in the nation and, in 2023, was ranked among the nation’s best in all 14 adult specialty areas by *US News*. As the number one premier academic medical center in Northern California and an innovator in developing new care protocols and disease management strategies, it is imperative that UCSF Health maintain state-of-the-art facilities to support its mission. UCSF Health is committed to investing in its people, systems, and operations to make it easier for its providers and staff to have a major impact on the health of its community.

Priorities

UCSF Health continues to experience record demand for its services, and space constraints limit its ability to care for the community. UCSF Health is in preliminary discussions to acquire two hospitals and associated outpatient and urgent care clinics, which would provide capacity to decant existing facilities, see more patients, and enhance critical healthcare services in San Francisco by broadening UCSF Health’s world-class, research-driven care.

The capital plan identifies priorities for the 2023-24 year, built around the investment of approximately \$1.4 billion in the UCSF Benioff Children’s Hospitals Oakland, including the construction of a New Hospital Building. UCSF Health also plans to increase facilities for cancer therapies and other specialty clinics at its campus locations. Providing outpatient facilities in the communities that UCSF Health serves and continuing to address obsolescence and equipment modernization at its UCSF sites are also priorities for the capital plan.

UCSF Health partners with the campus to implement infrastructure and life safety improvements for UCSF-wide initiatives, as shown in the campus’s capital plan.

Challenges

The financial issues and physical constraints resulting from the COVID-19 pandemic have led to some readjustment of capital priorities; however, UCSF Health remains committed to addressing seismic safety, improving aging facilities and infrastructure, being environmentally responsible, and demonstrating leadership in sustainable business practices.

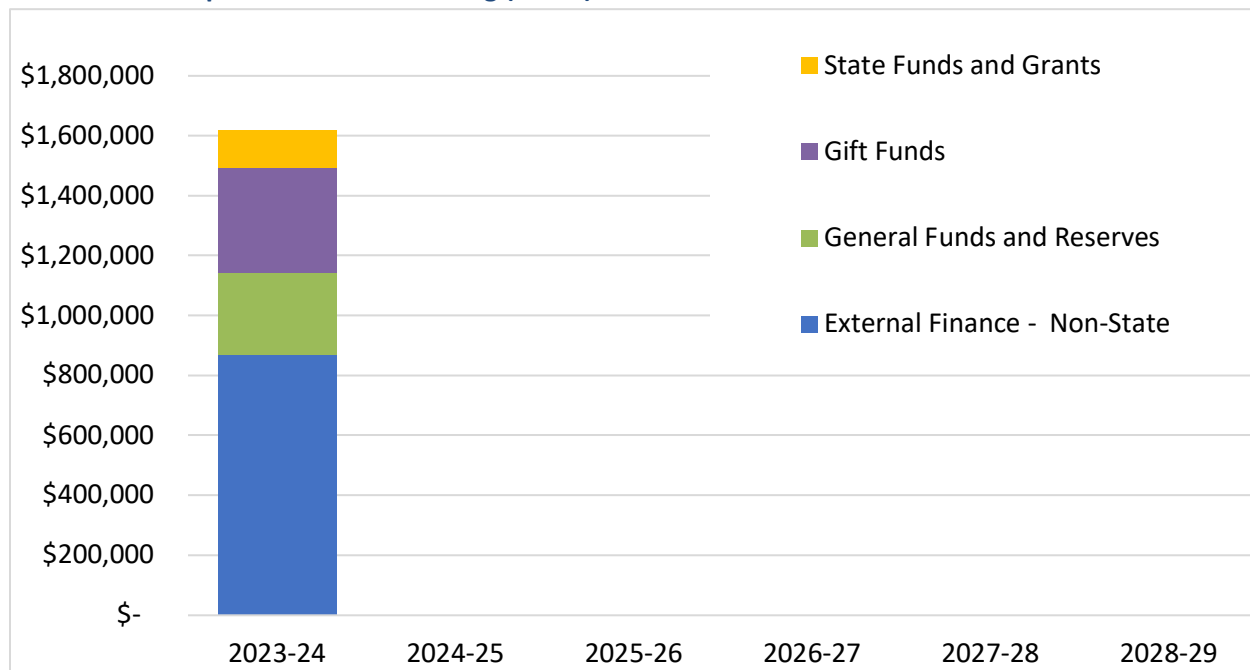
Funding

UCSF Health has a significant proposed capital program totaling \$1.6 billion; for more information, refer to Display 1. Various sources are anticipated for the projects with funding identified, including hospital reserves, external financing, gift funds, grants, and public-private development; refer to Display 2. The list of projects is shown in Display 3.

Display 1. Summary of Current Term (2023-24 to 2028-29) Capital Need (\$000s)

	2023-24	2024-25	2025-26	2026-27	2027-28	2028-29	Total
Capital Need with Funding	1,619,748	-	-	-	-	-	1,619,748

Display 2. \$1.6B Capital Need with Funding (\$000s)



Display 3. UC San Francisco Health Capital Need with Funding (\$000s)

	Enrollment	Aging Bldgs & Infra	Seismic	Current Term (2023-24 to 2028-29)						
				2023-24	2024-25	2025-26	2026-27	2027-28	2028-29	Total
ACC C Level UC Imaging Center 3T MRI Upgrade and Clinic Renovation - Augmentation		•		2,655 HR						2,655
ACC Third and Fourth Floors Hematology and Blood Marrow Transplant Expansion - Augmentation		•		3,460 HR						3,460
Benioff Children's Hospital Oakland Infrastructure Improvements		•		66,000 EF						66,000
Benioff Children's Hospital Oakland New Hospital Building		•	•	771,000 EF 350,000 GF 163,000 HR 87,000 SG						1,371,000
Benioff Children's Hospital San Francisco Bed Expansion		•		29,000 SG						29,000
Capital Projects \$5M to \$10M - Medical Center		•		38,141 HR 9,750 SG						47,891
Long Hospital Room 316 Suite Remodel - Augmentation		•		4,413 HR						4,413
M/L 12M Cath Lab and EP Lab Renovation		•		15,000 HR						15,000
M/L Fifth Floor Adult Bone Marrow Transplant (BMT) Lab Expansion - Augmentation		•		5,029 HR						5,029
M/L First Floor Emergency Department CT Scan Replacement - Augmentation		•		12,733 HR						12,733
MB CC4411 Inpatient Pharmacy Renovation		•		10,817 HR						10,817
Mount Zion Hospital Buildings A and B Seventh		•		6,750 HR						6,750

	Enrollment	Aging Bldgs & Infra	Seismic	Current Term (2023-24 to 2028-29)						
				2023-24	2024-25	2025-26	2026-27	2027-28	2028-29	Total
Floor Renovations for Inpatient Psychiatric Services - Augmentation										
Mount Zion Main Hospital Building B Endoscopy Expansion		•		15,000 HR						15,000
Mount Zion Site Preparation		•	•	30,000 EF						30,000
Mount Zion Outpatient Center (P3-Delivered)						TBD P3				TBD
Total Health Projects With Funding Identified				1,619,748						1,619,748



2023-29 SANTA BARBARA CAMPUS CAPITAL NEED

UC Santa Barbara is a leading research institution that also provides a comprehensive liberal arts learning experience. Teaching and research go hand in hand, ensuring that UCSB students fully participate in an educational journey of discovery that stimulates independent thought, critical reasoning, and creativity. The campus community is characterized by a culture of interdisciplinary collaboration responsive to the needs of a multicultural and global society. Its commitment to public service is manifested through creating and distributing art, culture, and knowledge that advance the well-being of California, the nation, and the world. All of this takes place within a unique living and learning environment. Students, faculty, staff, and the public seek opportunities – and draw inspiration from – the beauty and resources of UC Santa Barbara’s extraordinary location next to the Pacific Ocean.

Priorities

The capital needs in the 2023-29 Capital Financial Plan (CFP) reflect three overarching themes: accommodating enrollment growth, investing in existing facilities, and meeting the demand for campus housing. With limited resources to address these significant capital needs, the CFP prioritizes projects with known funding sources, including State-funded seismic and restoration, and housing projects funded through campus reserves or developed through public-private partnerships. The Santa Barbara campus has identified approximately \$3.6 billion of capital need, of which approximately \$371 million has a funding strategy.

Challenges

Post-Pandemic Issues In alignment with the UC’s commitment to an in-person academic experience, the campus began on-campus operations in fall 2022 as pandemic risks receded. Now that it has returned to the “default mode” of on-campus instruction and activities, UCSB continues to refine a framework to assess how the recent experiences of learning and working remotely may present opportunities to enhance campus operations in the future. This framework includes input from students, faculty, and staff, with formal working groups focused on immediate needs and long-range opportunities such as flexible working arrangements, the potential for hybrid instruction, and remote technologies to support surge planning. As the campus assesses these opportunities and the needs of campus stakeholders, the capital planning program can incorporate strategies to achieve efficiencies, increase sustainability, and enhance access to quality educational experiences.

Seismic In accordance with UC Seismic Safety Policy requirements, the Santa Barbara campus continues to address the seismic safety of its entire building stock. While all Regents-owned buildings were designed and constructed in adherence to the codes in effect at the time of their construction, initial seismic evaluations have identified 215 building sections (totaling 2.7 million gsf) with a Seismic Performance Rating of V or VI, requiring seismic improvements in 91 projects at an estimated cost of \$1.4 billion. These buildings have been prioritized according to the UCOP seismic risk model, with nine State academic and research buildings and five non-State buildings, including student housing facilities identified as Priority A and included in the 2023-29 CFP at a total cost of approximately \$610 million. A further 12 State academic and support buildings and two non-State structures have been prioritized as Priority B; Priority C structures include 43 academic and support buildings and 20 non-State structures.

Aging Buildings and Infrastructure The campus has cataloged restoration needs through the ICAMP program, with State-supportable costs estimated at \$1.08 billion. Of this amount, \$350 million is needed for infrastructure investments in campus utilities, communications, and circulation infrastructure.

Shortage of Academic and Support Space Sustained enrollment growth on campus over the last decade continues to drive the need for more academic and research space. Investment in new facilities has not kept pace with enrollment growth, and the resulting scarcity of campus space presents ongoing obstacles to supporting current enrollment, recruiting and retaining faculty, and sustaining the campus’ academic distinction.

Housing for Students, Faculty, and Staff The LRDP plans for additional housing. Approximately 1,000 beds have been added to date, and another 3,500+ beds are currently being planned in housing projects on the Main Campus. The campus is also addressing the need for new housing for faculty and staff, as described in the LRDP. For faculty, 160 housing units have been completed or are in construction. The campus is also pursuing a public-private partnership (P3) mixed-use project to construct 540 new faculty and staff housing units on Ocean Road. It is imperative that the campus invest in and maintain affordable housing opportunities near campus. Santa Barbara is one of the country’s most expensive real estate markets, making recruiting and retaining faculty and staff challenging.

Funding

The Santa Barbara campus has a significant proposed capital program totaling \$3.6 billion. Approximately 90% (or \$3.2 billion) of the proposed projects do not yet have fund sources identified. Various sources are anticipated for the projects with funding identified, including campus funds, external financing, gift funds, and public-private partnerships.

The capital program relies heavily on State funding, a lack of which pushes many projects to the outer years of the plan. Priority projects for State funding include seismic improvements for the Chemistry Building and Phelps and Ellison Halls, and new facilities in STEM disciplines, including the New Physics Building and Engineering III. Priority auxiliary projects include a major new student apartment community on the current Facilities Management site on the Main Campus, and infill expansion of the East Campus residence halls. Major improvements for existing auxiliary facilities include seismic improvements and refurbishment of the Santa Catalina, San Miguel, and San Nicolas residence halls, as well as the University Center.

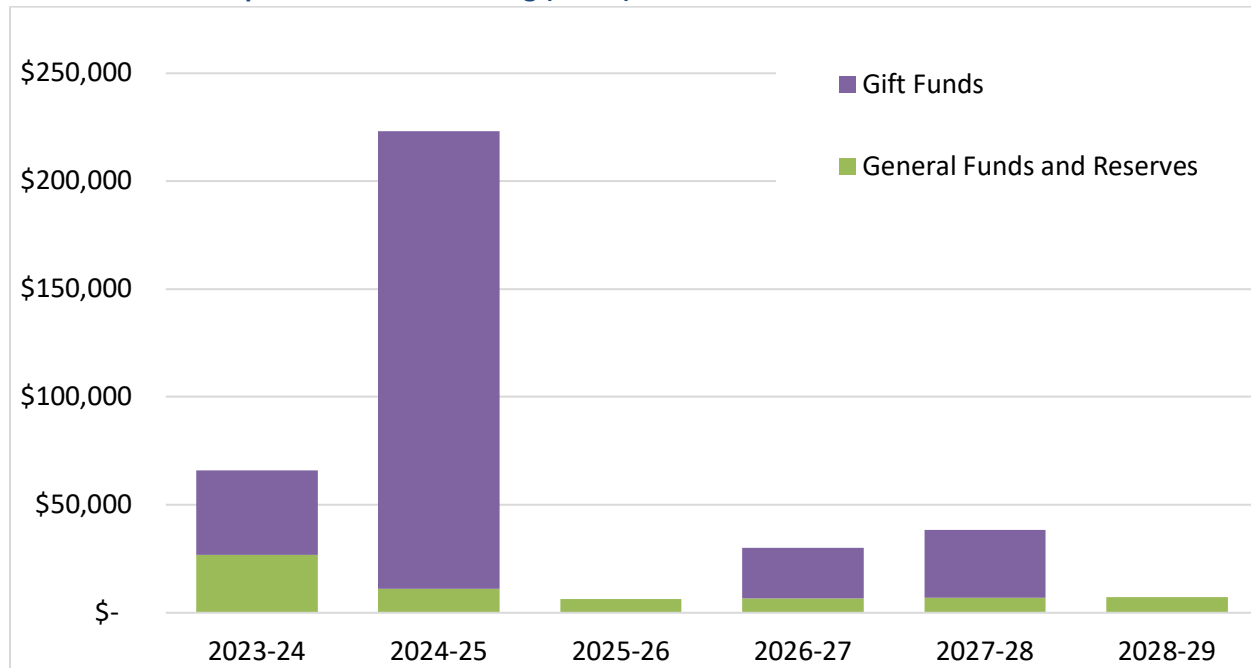
Non-State Resources Funding State-Supportable Scope Of the 11 projects included in the CFP with funding identified, three are fully State-supportable with a value of \$97.3 million, with no current funding from State funds. The campus also projects to spend a modest amount of campus funds for restoration projects in State-supportable buildings.

Project with Funding Not Identified The Santa Barbara campus has identified a capital need with funding not identified of \$3.3 billion. For the list of projects, see Appendix 2.

Display 1. Summary of Current Term (2023-24 to 2028-29) Capital Need (\$000s)

	2023-24	2024-25	2025-26	2026-27	2027-28	2028-29	Total
Capital Need with Funding	65,900	223,210	6,427	30,098	38,389	7,126	371,150

Display 2. \$371.2M Capital Need with Funding (\$000s)



For projects with gift funds identified as a fund source, fundraising efforts may still be in progress.

Display 3. Santa Barbara Campus Capital Need with Funding (\$000s)

	Enrollment	Aging Bldgs & Infra	Seismic	Current Term (2023-24 to 2028-29)						
				2023-24	2024-25	2025-26	2026-27	2027-28	2028-29	Total
EDUCATION & GENERAL PROJECTS										
Ellwood Marine Terminal Removal				5,500 CF						5,500
Ocean Science Education Bldg (OSEB) Ph 2	●			26,500 GF						26,500
Donor Research Institute				12,000 GF	170,000 GF					190,000
Donor Conference Facility				400 GF	14,600 GF					15,000
West Campus Ranch House								31,504 GF		31,504
SB-Capital Projects \$1M to \$10M (E&G)		●		6,000 CF	6,210 CF	6,427 CF	6,652 CF	6,885 CF	7,126 CF	39,300
Total Education & General:									307,804	
AUXILIARY PROJECTS										
Student Housing Infill & Redevelopment Project				TBD AR TBD GF TBD CF TBD EF						TBD
Student Health Services Relocation				TBD P3						TBD
San Clemente Villages Refurbishment		●		15,000 AR	5,000 AR					20,000
Child Care Expansion Facility				500 GF	19,400 GF					19,900
Aquatics Center							23,446 GF			23,446
Total Auxiliary:									63,346	
Total Campus Projects with Funding				65,900	223,210	6,427	30,098	38,389	7,126	371,150



2023-29 SANTA CRUZ CAMPUS CAPITAL NEED

UC Santa Cruz is on an unprecedented trajectory as a pre-eminent public research university and minority-serving institution centered on student success.

Leading at the intersection of innovation and social justice, UC Santa Cruz faculty, students, and alums have been at the forefront of sequencing the human genome, creating the organic farming movement, unlocking the mysteries of our galaxy, and using interdisciplinary research to analyze systems of oppression to create a more just and equitable society.

Undergraduate students experience a small liberal arts college environment with the depth and rigor of a major research university by pairing high-impact research with ten tight-knit residential colleges – a rare combination among U.S. public universities.

As one of five members of the Association of American Universities (AAU) with both Hispanic-Serving Institution (HSI) and Asian American Native American Pacific Islander-Serving (AANAPISI) designations, the campus is committed to equitable access to higher education and strives to support a student, faculty, and staff population that reflects the people of California.

Challenges

UC Santa Cruz continues to see strong interest from prospective students while facing significant financial challenges in providing student housing, upgrading and adding to our facility inventory, and increasing the number of Senate faculty, all required for the campus to grow our enrollment. In addition to housing, high-priority projects include Interdisciplinary Instruction and Research Building; Engineering 3; Westside Research Park projects; Social Sciences 3; Ocean Health expansion; decarbonization and electrification projects; and seismic and restoration and renewal projects. New faculty will require new and renovated research labs and office space. Similarly, existing classrooms, labs, and studios are already oversubscribed and desperately need upgrades and reconfiguration to support modern instructional pedagogies and modes of delivery and to support enrollment growth enabled by planned student housing projects and faculty growth. The CFP documents capital projects needed to meet these challenges and address campus priorities, as described below.

Enrollment UC Santa Cruz is committed to equitable access to higher education and has projected to increase enrollment capacity by approximately 18% at the undergraduate level and 25% at the graduate level, for an overall increase approaching 20% by 2030. Annual growth would be consistent with the State Compact goals over the 2026-27 timeframe. As part of our broader campus effort to advance student success and research excellence over the next decade and achieve a student-to-Senate faculty ratio comparable to the UC average, the campus expects to hire 100 additional Senate faculty and take advantage of the renewal opportunities afforded by the anticipated retirements and separations of 200 to 250 faculty over the next ten years. This growth, however, will require new capacity and programmatic space and that existing capital deficiencies be addressed.

Post-Pandemic Issues During the pandemic, many UC Santa Cruz employees worked remotely. The campus has resumed in-person activities with employees working in a range of modalities, including fully on-site, hybrid, and fully remote. This range of work modalities has changed and, in some cases, lessened requirements for dedicated on-site office space. UC Santa Cruz is assessing administrative space needs and working toward developing flexible spaces that can meet a range of needs for the campus community. One example is Clark Kerr

Hall, where several administrative units are housed and where post-pandemic newly available spaces are being converted from administrative use to student-support use, and, importantly, the campus's Disability Resource Center testing accommodation site. Other Kerr Hall newly available spaces are being envisioned for collaborative spaces. While remote and hybrid schedules have enabled some existing space to be used in new and flexible ways, UC Santa Cruz will continue to need space that supports a range of campus activities, particularly around instruction and delivering student services.

Priorities

The 2023-29 Capital Financial Plan (CFP) addresses four key priorities: (1) **student and employee housing** to support the campus's current enrollment and enable future growth; (2) **additional instruction and research (I&R) space** to address critical shortages and to accommodate possible student and faculty growth as outlined in the 2021 Long Range Development Plan (LRDP); (3) **student support and community space** to provide undergraduate and graduate-student services to improve retention and degree attainment, wellness, and equity; and (4) **decarbonization, electrification, and upgrades to existing facilities and infrastructure**, including seismic corrections, restoration and systems renewal, and infrastructure resilience.

Student and Employee Housing is a critical need for UC Santa Cruz, as the campus is in one of California's most expensive and constrained housing markets. To address state growth targets of 250 students per year, meet the 2021 LRDP goals to provide housing for enrollment beyond 19,500 students (fall, winter, and spring average on campus FTE) and housing for up to 25% of new faculty/staff, based on demand, and ensure undergraduate and graduate student success, the campus concurrently plans for multiple housing projects, included in this CFP, that provide a strategic pathway to achieve these goals.

Student Housing West will provide roughly 3,000 beds, while the Oakes College Housing Expansion will renew the campus's seventh college, following the Kresge College renewal and expansion that is under construction. Expansion of employee housing at Ranch View Terrace is in the planning phase. The campus is also pursuing non-capital strategies to provide housing, including a partnership with Cabrillo College, which has secured state funding for its share of a planned joint development.

Program Improvements – Instructional and Research (I&R) Space New I&R facilities are needed to support faculty and graduate program growth. The current I&R facilities are at capacity, and new facilities are planned for the term of the CFP. The Interdisciplinary Instruction and Research Building, now in preliminary design, would provide approximately 100,000 gross square feet of modern laboratory and support space. Additional projects, such as the Ocean Health Building Expansion and Engineering 3, and projects at Westside Research Park to provide research laboratories, support space, conference facilities, and improved infrastructure, will continue efforts to match instruction and research needs with adequate new facilities and upgraded existing facilities.

Student Support and Community Space Focusing on educational equity, the campus is committed to providing services and spaces that support student success and eliminate gaps in graduation rates for underrepresented students, many of them low-income and/or the first in their families to attend a four-year university. Near-term projects that expand student support and wellness spaces include the Bay Tree Bookstore Building Renovation for Student Services, which will repurpose portions of the existing campus bookstore to provide student gathering and study spaces and expanded and upgraded space for student resource centers; Athletics and Recreation Fitness and Wellness Center Expansion; and renovation and new construction to expand Student Health and Wellness Services. These projects will also improve campus space utilization and increase

opportunities for a growing number of students to avail themselves of an array of educational support programs. Support and community spaces included in housing projects also accommodate student programs on campus and increase the quality of the student residential life – an important component of student success.

Decarbonization, Electrification, and Upgrades to Existing Facilities and Infrastructure

Seismic improvement remains a campus priority. The campus currently has seismic work funded and in planning or construction on 22 buildings totaling approximately 187,000 gross square feet.

In accordance with the UC Seismic Policy requirements, the campus has surveyed the seismic safety of its building inventory. Seismic evaluations have identified approximately 184 buildings with the Seismic Performance Rating of V or VI requiring seismic improvement, at a cost of approximately \$618 million. Using numerous factors, including the UCOP risk model, the campus has established priorities for renewal, restoration, or replacement. Buildings identified as Priority A are included in the CFP at a cost of approximately \$170 million.

Eleven academic, research, and student support buildings have a Seismic Performance Rating (SPR) of V or VI and are categorized as Campus Priority Group A projects. The new Interdisciplinary Instruction and Research Building will accommodate undergraduate programs now in Thimann Laboratories, which has a SPR of V.

Aging Buildings The campus has a large inventory of older buildings (25 to 58 years old), many of which have not been upgraded and require architectural and building systems renewal to serve current programmatic needs and improve utilization. Projects addressing these issues include Engineering Buildings Alterations (JBEB/E2), Instructional Facilities Upgrades, and the Hahn Integrated Student Services and Success Center.

In addition, the campus has a backlog of more than \$585 million in state-supportable restoration and an additional need for capital systems renewal of \$674 million. Funding challenges limit the campus's ability to undertake restoration and systems renewal projects.

Decarbonization and electrification Working toward meeting the University's fossil fuel-free goal and addressing issues of sustainability, decarbonization, and electrification, the CFP includes electrification projects at colleges and other regions of campus. Renovation projects for energy and water savings and water distribution projects will address improvements to the sustainable use of campus resources.

Infrastructure & Resilience Much of the infrastructure serving the main residential campus has been in place for more than 40 years and was sized to serve a much smaller community. UC Santa Cruz has grown to the point where the current system configuration does not provide the capacity, redundancy, or reliability necessary to support the campus. The campus is addressing these needs with a series of Electrical Growth + Resiliency projects that will eliminate the campuswide, single-point-of-failure issues in the campus's electrical service. The Westside Research Park Photovoltaic and Microgrid project will provide resilience in the event of a loss of utility power while reducing our carbon emissions.

Funding

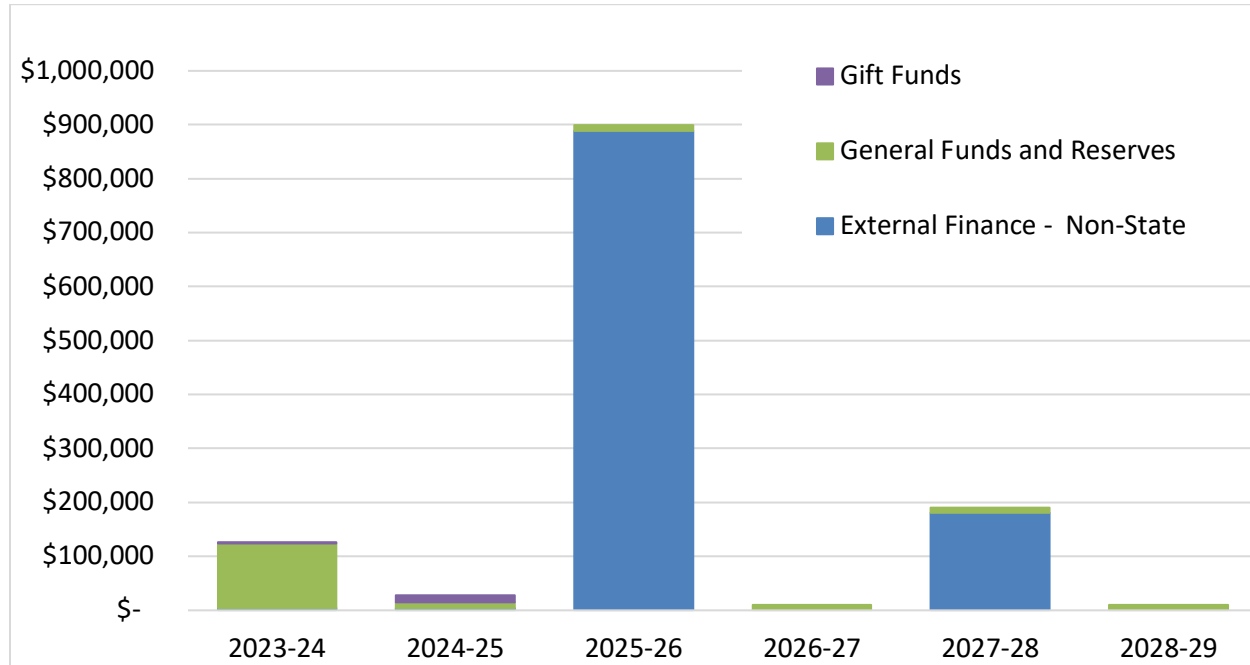
The Santa Cruz campus has a significant proposed capital program totaling \$7.3 billion. Approximately 83% of the proposed need does not yet have fund sources identified. Approximately 61% of the need without an identified funding source is eligible for state funding. The campus strives to address these unfunded projects using a combination of campus funds, external financing, and gift funds.

Projects with Funding Not Identified. Santa Cruz campus has identified a capital need with funding not identified of \$6 billion. For the list of projects, see Appendix 2.

Display 1. Summary of Current Term (2023-24 to 2028-29) Capital Need (\$000s)

	2023-24	2024-25	2025-26	2026-27	2027-28	2028-29	Total
Capital Need with Funding	125,328	27,600	899,496	10,200	190,200	10,200	1,263,024

Display 2. \$1.3B Capital Need with Funding (\$000s)



Display 3. Santa Cruz Campus Capital Need with Funding (\$000s)

	Enrollment	Aging Bldgs & Infra	Seismic	Current Term (2023-24 to 2028-29)						
				2023-24	2024-25	2025-26	2026-27	2027-28	2023-24	Total
EDUCATION & GENERAL PROJECTS										
Seismic Group A Projects Under \$10M (State Eligible)			●	6,600 CF						6,600
Westside Research Park (WRP) Renovations	●			31,000 CF						31,000
Westside Research Park Laboratory Build-out & Infrastructure (Planning)	●			10,000 CF						10,000
Westside Research Park Live Cell Biotechnology Lab	●			9,500 CF						9,500
Westside Research Park Photovoltaic and BESS Microgrid		●		11,400 CF						11,400
Cooperage Reconstruction	●			1,600 GF	13,400 GF					15,000
Statewide Energy Partnership (SEP) Program		●		4,000 EF	4,000 EF	4,000 EF				12,000
Renovations Under \$10M to Support Faculty Hires	●			10,200 CF	10,200 CF	10,200 CF	10,200 CF	10,200 CF	10,200 CF	61,200
Total Education & General:										156,700

AUXILIARY PROJECTS									
Bay Tree Bookstore Building Renovation to Student Services				25,000 AR					25,000
Crown College Lower Quad Restroom Renovations (College Housing)		•		7,628 AR					7,628
Seismic Group A Projects Under \$10M (Non-State Eligible)			•	8,400 UR					8,400
Student Housing West Phase 2 - Heller Development					885,296 EF				885,296
Oakes College Major Maintenance and Housing Expansion						180,000 EF			180,000
Total Auxiliary:									1,106,324
Total Campus Projects with Funding				125,328	27,600	899,496	10,200	190,200	1,263,024



2023-29 DIVISION OF AGRICULTURE AND NATURAL RESOURCES CAPITAL NEED

UC Agriculture and Natural Resources (UC ANR) directs an extensive statewide network of research and extension activities that address regional challenges and issues in agriculture, environment, and community. UC ANR's structure—unique to the University system—connects UC with the people of California, enables it to respond to critical state needs, and achieves innovation in fundamental and applied research and education.

Priorities

The state's California Climate Commitment plan and this year's unprecedented global temperatures reaffirm the importance of UC ANR's research and outreach mission. Its Research and Extension Center (REC) system, which encompasses nine research complexes on over 13,000 acres across the state, addresses, among other issues, the accelerated impacts of climate change on California's agriculture, natural resources, and communities. The REC system's utilization rate, industry impact, and community outreach have significantly increased over the last decade.

Academic Plan California's rapidly evolving agriculture and natural resources issues have, in turn, increased requests for UC ANR's services and access to its facilities by researchers, community members, and clientele. In response to these critical needs and to counter division-wide retirements, UC ANR is actively strengthening its personnel base; recruitments are underway for over 100 additional academic positions in local communities statewide, as well as over 40 programmatic support staff. As of June 2023, 60 additional academic positions have been filled, and an additional 45 are under recruitment. Current academics have received increased grants, with awards more than double last fiscal year to over \$100 million in FY2022–23. This creates a concurrent need to upgrade existing facilities and construct contemporary buildings to support the significant influx of research and outreach programs.

Energy Efficiency and Fossil Fuel Usage Reduction A 2018 energy feasibility study commissioned by UC ANR identified the need for energy efficiency improvements and modernization at every REC site. These needed improvements are unique to individual centers, such as upgrading the inadequate electrical system at Lindcove REC, where critical research focuses on California's high-value citrus crops. UC ANR's energy efficiency goals also address modernization needs across the entire REC system, such as establishing electric vehicle charging stations, an important clean energy service for visitors and staff at RECs in less accessible, non-urban locations. The requirements for modern and efficient energy systems at REC facilities have only grown since the 2018 study as the state's agricultural production has increased and the impacts of climate change have intensified.

Challenges

Post-Pandemic Issues While ongoing capital projects continue to experience unprecedented pressure from supply chain delays, workforce availability, and cost escalation, UC ANR remains committed to developing new systems and practices to ensure the continuity of research and public outreach. These efforts are integrated into current and future capital needs.

Aging Buildings and Infrastructure Paralleling the priority to improve the energy efficiency of UC ANR's research facilities is the challenge presented by their age and condition. Many REC facilities are over 50 years old, with significant maintenance and critical updating needed. Recently, historic winter storms and record heat have impacted facilities and infrastructure such as asphalt and dirt roads, irrigation wells, greenhouses, roofs, and

bridges. Elkus Ranch Environmental Education Center's bridge was destroyed in the winter storms, making the center inaccessible for months while a temporary bridge was being installed. Without substantial restoration, UC ANR's outdated facilities and infrastructures will become increasingly unsuitable to support modern research methods and unable to accommodate increased academic personnel. To support its vital research, UC ANR needs immediate investment to improve its aging research facilities; the recent facility condition assessments completed as part of the ICAMP program revealed approximately \$90 million in need for UC ANR.

UC received \$125 million in 2022–23 State funds to address the restoration of State-supportable facilities and infrastructure. UC ANR received less than 1% of this amount, approximately \$1.1 million.

Seismic Seismic improvement remains a systemwide priority. UC ANR currently has seismic work funded and in planning or construction on 49 buildings totaling approximately 148,667 gross square feet.

In accordance with the UC Seismic Policy requirements, UC ANR has surveyed the seismic safety of its building inventory. Seismic evaluations have identified approximately 56 buildings with the Seismic Performance Rating of V or VI requiring seismic improvement, at a cost of approximately \$26 million. Using numerous factors, including the UCOP risk model, UC ANR has established priorities for renewal, restoration, or replacement. Buildings identified as Priority A are included in the Capital Financial Plan (CFP) at a cost of approximately \$8 million. A delay in addressing these issues would exacerbate the current seismic concerns.

Wildfires Over the last five years, California has annually averaged over 5,800 wildfires that impacted over 1 million acres. In response, UC ANR continues to increase its research in fire science and ecology, wildfire preparedness and restoration, and fire as a tool. UC ANR translates this research into fire safety education for the public, such as how to protect homes, create fire-smart landscaping, and maintain fire-resilient vegetation. In addition, UC ANR works with state agencies, such as CalFire, on best practices for prescribed fire and community resiliency. UC ANR facilities need to be upgraded to support this work, both in its ability to conduct fire research at its facilities as well as in its facilities' own fire safety. UC ANR facilities are located in at-risk areas across the state and many need upgraded fire alarm systems, fire suppression systems, and fire-hardening of structures to resist wildfire flames and embers. UC ANR Hopland REC, located in Mendocino County, suffered extensive losses to over two-thirds of its 5,358 acres, causing multi-million-dollar damage to critical infrastructure. More recently, a fire that started on land adjacent to UC ANR Kearney REC in Fresno County was stopped just before reaching its structures and crops. Investments to improve UC ANR facilities' fire safety and resiliency become more critical as wildfires continue to be prevalent and facility usage increases.

Water Security After the three driest years on record, in early 2023, California experienced the 18th wettest January to May on record, according to the U.S. Drought Monitor. By mid-summer, farm acreage was still flooded by the reappearance of the ancient Tulare Lake in the San Joaquin Valley. With agriculture utilizing an average of 40% of the state's water, UC ANR's research on drought and water resilience is key and now must encompass the extreme variability created by climate change. Water security is also a practical issue; having sufficient water to conduct research at RECs is essential to informing the future of California's water supply and usage.

Funding

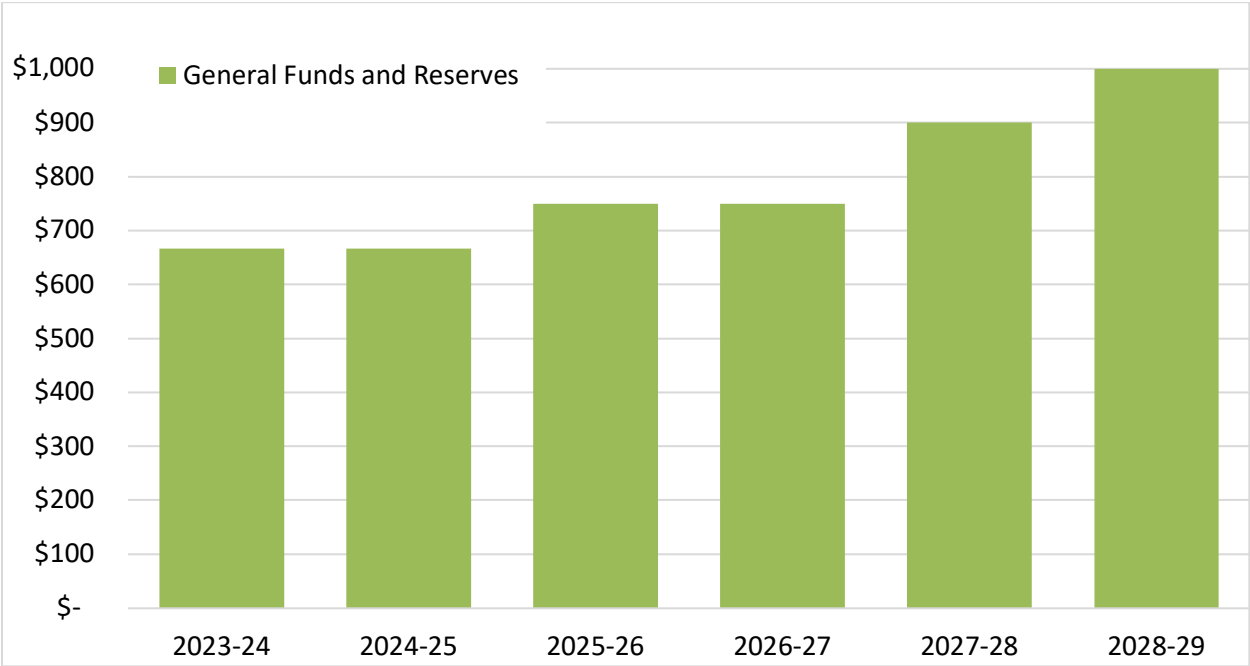
UC ANR is pursuing State funding for mission-critical capital projects to support its increased programming and research. Without the traditional revenue streams of a campus, UC ANR relies heavily on State support. Priorities include increased energy efficiency, facilities restoration, seismic improvements, research support for over 100 newly hired academics, fire safety, water security, and expanded public outreach. With these priorities outlined in the CFP, improvements in facilities and environmental systems will be critical to operating UC ANR’s portfolio of research labs, greenhouses, and classrooms; supporting infrastructure; and serving California's people.

Projects with Funding Not Identified. UC ANR has identified a capital need with funding not identified of \$165 million. For the list of projects, see Appendix 2.

Display 1. Summary of Current Term (2023-24 to 2028-29) Capital Need (\$000s)

	2023-24	2024-25	2025-26	2026-27	2027-28	2028-29	Total
Capital Need with Funding	667	667	750	750	900	1,000	4,734

Display 2. \$4.7M Capital Need with Funding (\$000s)



Display 3. ANR Campus Capital Need with Funding (\$000s)

	Enrollment	Aging Bldgs & Infra	Seismic	Current Term (2022-23 to 2027-28)						
				2023-24	2024-25	2025-26	2026-27	2027-28	2028-29	Total
EDUCATION & GENERAL PROJECTS										
Capital Improvement Program		●		667 CF	667 CF	750 CF	750 CF	900 CF	1,000 CF	4,734
Total Education & General:										4,734
Total Campus Projects with Funding				667	667	750	750	900	1,000	4,734



Thermo
NRD
Serial
725821

2023-29 LAWRENCE BERKELEY NATIONAL LABORATORY CAPITAL NEED

Lawrence Berkeley National Laboratory (Berkeley Lab, or Lab) is a world-leading federal research institution managed exclusively by the University of California for the U.S. Department of Energy (DOE). Berkeley Lab is an open, unclassified research institution that advances the frontiers of science and technology through large multidisciplinary team science, core research programs, and advanced instruments and user facilities. Among its specialized capabilities are high-performance computing and data science, materials synthesis and characterization, and genomic science. Berkeley Lab is located on 202 acres of Regents-owned land in the hills above the UC Berkeley campus and has been a part of the UC system since 1931; it has been affiliated with DOE or DOE's federal predecessors since the 1940s.

Approximately 3,400 full-time University employees work at the Lab. Representing more than \$1 billion per year in federal investment, Berkeley Lab's scientific user facilities annually support more than 1,800 researchers from the ten UC campuses and researchers from the California State University system. More than 1,000 students and scientists from UC campuses gain critical, on-the-job experience working alongside world-class researchers at Berkeley Lab's unique scientific facilities.

Although the DOE supports the substantial majority of Berkeley Lab's capital investment, selective, strategic State investments are sometimes necessary to enable UC and the State to fully leverage the Lab's capabilities, successfully compete for large federal grants, and assert leadership in key fields. For example, a \$40 million State investment in Regents-owned Chu Hall helped California win federal investment of more than \$250 million (shared with Caltech) to convert sunlight to clean fuels, research that has helped position the Lab as a leader in electrolytic hydrogen. The \$143 million Regents-owned Wang Hall houses the National Energy Research Scientific Computing Center (NERSC) and its world-class supercomputer, used annually by approximately 1,200 UC users. NERSC's supercomputer is ranked among the world's most powerful computers and is one of the most productive, with 2,400 peer-reviewed published papers annually.

Priorities

The 2023-29 Capital Financial Plan (CFP) presents the Lab's capital needs for six years. Infrastructure modernization, seismic, and capital renewal are key priorities of the Lab's CFP. The planning team stewards an iterative process to evaluate and prioritize resources to support these project needs. These efforts also underscore our future vision and the eventual transformation of the Lab. Program improvements to support research and specialized mission needs remain a high priority. The Berkeley Lab's CFP totals about \$1.1 billion for which funding has not been identified (see Appendix 2), and \$618 million for funded projects; refer to Display 1. The most critical issues to address are aging facilities and seismic retrofits.

Challenges

Program Improvements Projects in the Berkeley Lab's CFP identified as program improvements are based on the substantial modernization efforts needed by many facilities. Pursuing these strategic priorities will help transform Berkeley Lab's aging facilities and infrastructure into a modern, integrated, interactive, sustainable, and fully mission-aligned environment for ground-breaking science. One of the two projects in this category is in support of technological capabilities for a new center for Collaboration and Learning. This will be a signature teaching, engagement, and multipurpose collaboration center centrally located in Berkeley Lab's Hill Campus, offering UC undergraduate and graduate students a significantly expanded exposure to and use of the Lab's world-class research infrastructure and in support of active learning strategies, training, and workforce

development. The other project in this category addresses electrification of the Chu Hall (B30). The project would replace natural gas boilers with electrically-driven heat pumps, and would enable associated modifications and efficiency improvements to the building mechanical system. This is aligned with UC and DOE sustainability objectives.

Seismic All Regents-owned facilities meet the standards identified in the UC Seismic Safety Policy. Berkeley Lab has made significant progress over the past decade in reducing the number of federally-owned facilities with potential seismic performance issues. However, more recent evaluations have identified additional seismic improvements that Berkeley Lab plans to implement with support from DOE; for example, DOE recently approved a \$141 million investment in the Lab’s 70-year-old cafeteria. Seismic risk mitigation projects are being planned and proposed to federal sponsors on an ongoing basis.

Aging Plant Berkeley Lab is the oldest of the DOE national laboratories. Based on the DOE’s condition assessment standards, over 54% of facilities and 44% of utilities are either inadequate or substandard, as measured against replacement plant value. Berkeley Lab’s \$238 million restoration need for federally funded facilities in 2022 represented 18% of its replacement plant value. Approximately one-third of this backlog is related to site mechanical utilities, such as sanitary sewer and storm drain systems, and another one-third derive from building mechanical systems, such as HVAC. Berkeley Lab has started designing a Linear Asset Modernization Project (LAMP) through the DOE that will address a portion of the restoration need.

Funding

State Funds While most capital funding will come from federal sources (see below), Berkeley Lab has identified several funding gaps where State investments could (1) leverage federal investments to the benefit of the University of California and the State, (2) improve deficient assets owned by the Regents, (3) enhance the University of California’s excellence in Lab stewardship and safety, and (4) renew or otherwise improve facilities of a shared or interconnected nature between the University of California and DOE.

Federal Funds Berkeley Lab is seeking and/or undertaking significant federally-funded upgrades totaling over \$1 billion related to four strategic areas:

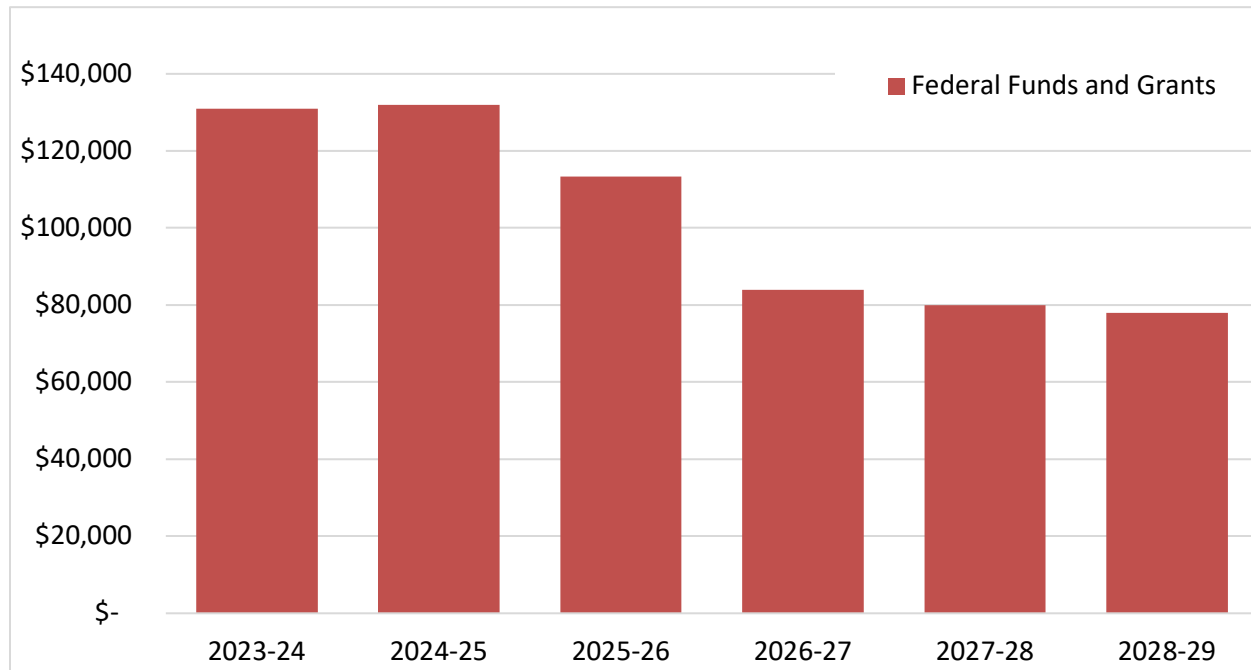
- Chemistry and Materials Science with an upgrade to the Advanced Light Source,
- Replacement of its current supercomputer to support breakthrough Science at the Exascale,
- Discovery Science in Fundamental Physics, and
- New capabilities in Biological and Environmental Science housed in new laboratory buildings within the envisioned biosciences cluster.

Projects with Funding Not Identified Berkeley Lab has identified a capital need with funding not identified of \$1.1 billion. For the list of projects, see Appendix 2.

Display 1. Summary of Current Term (2023-24 to 2028-29) Capital Need (\$000s)

	2023-24	2024-25	2025-26	2026-27	2027-28	2028-29	Total
Capital Need with Funding	130,925	131,900	113,275	84,000	80,000	78,000	618,100

Display 2. \$618M Capital Need with Funding (\$000s)



Display 3. Berkeley Lab Capital Need with Funding (\$000s)

	Enrollment	Aging Bldgs & Infra	Seismic	Current Term (2023-24 to 2028-29)						
				2023-24	2024-25	2025-26	2026-27	2027-28	2028-29	Total
EDUCATION & GENERAL PROJECTS										
General Plant Projects		●	●	35,000 FG	40,000 FG	40,000 FG	45,000 FG	45,000 FG	50,000 FG	255,000
Seismic and Safety Modernization Phase II		●	●	27,500 FG	35,000 FG	23,000 FG				85,500
Biological & Environmental Program Integration Center (BioEPIC)				45,000 FG	38,000 FG					83,000
Linear Asset Modernization Project (LAMP)				23,425 FG	18,900 FG	50,275 FG	39,000 FG	35,000 FG	28,000 FG	194,600
Total Education & General:										618,100
Total Campus Projects with Funding				130,925	131,900	113,275	84,000	80,000	78,000	618,100



2022-28 SYSTEMWIDE AND OFFICE OF THE PRESIDENT CAPITAL NEED

The Systemwide and Office of the President (OP) Capital Program includes projects which directly support campuses and indirectly support the entire UC system via the Office of the President location. The Office of the President is the systemwide headquarters of the University of California, managing its fiscal and business operations and supporting the academic and research missions across all its campuses, labs, and medical centers.

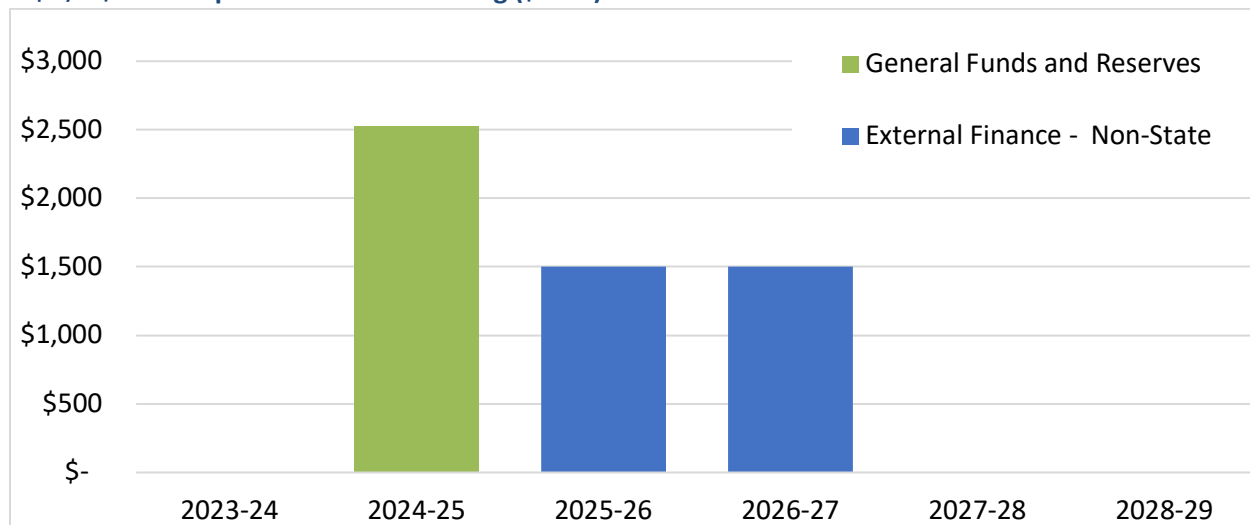
Projects include renewal and restoration work at OP headquarters in Oakland (1111 Franklin), UCPATH in Riverside (14350 Meridian Parkway), and UC Washington Center (UCDC).

Projects with Funding Not Identified The Office of the President has identified a capital need with funding not identified of \$15 million. For the list of projects, see Appendix 2.

Display 1. Summary of Current Term (2023-24 to 2028-29) Capital Need (\$000s)

	2023-24	2024-25	2025-26	2026-27	2027-28	2028-29	Total
Capital Need with Funding	0	2,531	1,500	1,500	0	0	5,531

Display 2. \$5.5M Capital Need with Funding (\$000s)



Display 3. Systemwide Capital Need with Funding (\$000s)

	Enrollment	Aging Bldgs & Infra	Seismic	Current Term (2023-24 to 2028-29)					
				2023-24	2024-25	2025-26	2026-27	2027-28	2028-29
EDUCATION & GENERAL PROJECTS									
Facilities Modernization & Restoration 1111 Franklin		•		2,000 CF					2,000
UCDC Capital Renewal		•		531 CF					531
14350 Meridian Parkway – Roof Replacement		•		1,500 EF					1,500
14350 Meridian Parkway -- Roof Top Unit HVAC Replacement		•		1,500 EF					1,500
Total Education & General:								5,531	
Total Projects with Funding				2,531	1,500	1,500	5,531		

**Capital
Financial
Plan** **2023-29**

Appendices

APPENDIX 1 - PROJECTS OF INTEREST TO UNIVERSITY OF CALIFORNIA HEALTH

University of California Health provides leadership and strategic direction for UC's six academic health centers and 20 health professional schools. University of California Health's central office at the Office of the President supports operational initiatives at individual campuses and development of systemwide initiatives, promoting collaboration among the university's health professional schools and providing oversight on the business and financial activities of the clinical enterprise. Campus and medical center projects from the CFP that could be of interest to the efforts of University of California Health are summarized below for reference.

University of California Health-Related Capital Need: Campus Projects with Funding Identified (\$000s)

Current Term (2023-24 to 2028-29)							
	2023-24	2024-25	2025-26	2026-27	2027-28	2028-29	Total
BERKELEY							
Intersection Emeryville - Optometry Center	54,030						54,030
Resilient Water Plan Project 1: West Oval Glade Renewal		10,000					10,000
DAVIS							
Animal Sciences Teaching Facility	15,000						15,000
Veterinary Medical Center	102,535	95,000		200,000	100,000		497,535
Veterinary Medical San Diego Clinic	30,000						30,000
IRVINE							
Student Success Hub		13,000					13,000
Health Sciences Research Building		70,000					70,000
LOS ANGELES							
California Immunology and Immunotherapy Institute at UCLA	42,000	458,000					500,000
MERCED							
UC Merced Medical Education Building	252,300						252,300
SAN DIEGO							
Hillcrest Multipurpose Clinical Research & Wellness Building (previously Hillcrest Multi-Use Building)	230,000						230,000
Rancho Bernardo Healthcare Center (previously Medical Office Building at Bernardo Center)	153,000						153,000
SAN FRANCISCO							
5700 Martin Luther King Research Institute Lab Upgrade	25,000						25,000
Capital Projects \$1M to \$10M - Renovation	13,674	13,100	13,500	14,000	14,500	15,000	83,774
HSIR East One-Floor Lab Modernization		30,500					30,500
HSIR West One-Floor Lab Modernization		25,000					25,000

	Current Term (2023-24 to 2028-29)						Total
	2023-24	2024-25	2025-26	2026-27	2027-28	2028-29	
Hunters Point Research Support Facility Upgrades - Augmentation		18,147					18,147
Mount Zion Cancer Research Building Renewal	10,000	8,000	9,500	7,000	2,000		36,500
Parnassus Dental Clinics Building Renewal	500	450					950
Parnassus Research and Academic Building and West Campus Site Improvements	843,100						843,100
Statewide Energy Partnership Program for UCSF Health Facilities	50,000						42,005
Weill Neurosciences Building Cryo-EM Laboratory Renovation	28,500						28,500
SANTA BARBARA							
Student Health Services Relocation	TBD						TBD

University of California Health-Related Capital Need: Campus Projects with Funding Not Identified (\$000s)

IRVINE							
Beckman Laser Expansion and Renovation							60,000
College of Health Sciences Building Unit 2							110,000
Group B Seismic Improvements (EH)							54,992
Health Sciences Quad Utility Reliability Installation							10,000
Med Sci Renovations							56,000
Medical Innovation Building Unit 2							250,000
LOS ANGELES							
CHS - Biomedical Library Tower Improvements							100,000
CHS Fire Sprinkler Installation							60,000
CHS Program and Infrastructure Improvements							200,000
Dentistry Clinic Program Improvements							70,000
Doris Stein Seismic Improvements							11,600
Factor Seismic Improvements							23,200
Fielding School of Public Health Building Improvements							50,000
Semel Neuropsychiatric Institute (NPI) Seismic Improvements							73,600
RIVERSIDE							
Multispecialty Ambulatory Clinic							200,000
SAN DIEGO							
School of Public Health Facility (previously Public Health & Compassionate Care Facility)							100,000
Scripps Oceanography Human Health Research Building							100,000
SAN FRANCISCO							
Seismic Compliance Projects - Group A (Seismic Only)							706,000

Seismic Compliance Projects - Group B (Seismic Only)	784,000
Seismic Compliance Projects - Group C (Seismic Only)	266,000

**University of California Health-Related Capital Need:
Health Center Projects with Funding Identified (\$000s)**

Current Term (2023-24 to 2028-29)							
	2023-24	2024-25	2025-26	2026-27	2027-28	2028-29	Total
DAVIS HEALTH							
Ambulatory Care Center (Ellison) Fire Alarm Upgrades		20,000					20,000
Ambulatory Care Center (Ellison) Renovations		80,000					80,000
Central Utility Plan Expansion	220,000						220,000
C-Street Infusion & Interventional Psychiatry	29,500						29,500
Davis Tower Domestic Hot Water Piping	20,000						20,000
Folsom Pulmonary & GI Replacement and Expansion	38,000						38,000
Health System Projects \$1M to \$10M	50,000	15,000	15,000	15,000	15,000	15,000	125,000
Health System Projects Capital Equipment Replacement \$1M to \$10M	20,000	20,000	20,000	20,000	20,000	20,000	120,000
Health System Projects Capital Renewal/Infrastructure \$1M to \$10M	25,000	25,000	25,000	25,000	25,000	25,000	150,000
Main Hospital Interventional Radiology Suite Upgrade	26,500						26,500
Medical Campus OR Integration Modernization	68,000						68,000
Parking Structure 7	66,500						66,500
Real Estate Acquisition	42,000						42,000
SESP 1st Floor Observation Beds & Financial Clearance	28,000						28,000
SESP Cath Lab Replacement	30,000						30,000
SESP Radiology (1P742, 1P745) CT Scanner Replacement	15,000						15,000
UC Davis Health Initiative 1	128,000						128,000
UC Davis Health Initiative 2		100,000					100,000
UC Davis Health Initiative 3			300,000				300,000
UC Davis Health Priority 1	14,000						14,000
UC Davis Health Priority 2	28,000						28,000
UC Davis Health Priority 3	42,000						42,000
IRVINE HEALTH							
Ambulatory Expansion - Community Sites		15,000	10,000	20,000			45,000
Ambulatory Surgery Center - Orange County			25,000				25,000
Building 3 - Bed Backfill				25,000	25,000		50,000

	Current Term (2023-24 to 2028-29)						Total
	2023-24	2024-25	2025-26	2026-27	2027-28	2028-29	
Capital Projects \$1M to \$5M (MC)	18,742	20,600	16,000	15,000	10,000	10,000	90,342
Capital Projects \$5M to \$10M (MC)	20,750	10,000	20,000	20,000	20,000	20,000	110,750
Chao Comprehensive Cancer Center Expansion		10,000			10,000		20,000
Douglas Hospital and Tower Refresh		5,000	5,000				10,000
Energy Projects	2,550	3,100	4,500	5,500	10,500	10,000	36,150
Gottschalk Repurpose / Renovation / Remodel	10,000	10,000					20,000
Helipad Relocation & Expansion		5,000	7,000				12,000
Irvine Medical Campus Shell Space Buildout					15,000		15,000
UCIH Orange Inpatient NPC5 Compliance						15,000	15,000
LOS ANGELES HEALTH							
200 Medical Plaza - Capital Projects \$1M to \$10M	20,000	12,000	12,000	12,000	12,000	12,000	80,000
300 Medical Plaza Tenant Improvements		5,500	5,500	5,500			16,500
Annual Capital Equipment Replacement	60,000	60,000	60,000	60,000	50,000	50,000	340,000
Calabasas Tenant Improvements		15,000					15,000
Capital Renewal	10,000	10,000	10,000	10,000	10,000	10,000	60,000
CHS South Tower Post-Occupancy Improvements (Levels A&B)	60,000		30,000				90,000
Health System - Capital Projects \$1M to \$10M	10,000	10,000	10,000	10,000	10,000	10,000	60,000
Medical Center Real Estate Acquisition – Hospital	500,000	350,000					850,000
Medical Center Real Estate Acquisition – Medical Office Buildings	200,000						200,000
Medical Office Buildings Seismic Upgrades	10,000	10,000	10,000	10,000			40,000
Mid-Wilshire MOB Additional Program Improvements		15,000	15,000	15,000			45,000
Mid-Wilshire MOB Seismic and Program Improvements	55,000						55,000
Mid-Wilshire Parking Structure Seismic Improvements	15,000						15,000
MP200 3rd & 6th Floors Surgery Improvements		20,000	20,000				40,000
MP200 1st and 2nd Floors Program Improvements	20,000	20,000					40,000
MP200 Central Utility Plant Equipment Replacement	20,000						20,000
MP200 Emergency Generator Replacement	20,000						20,000
MP200 Head & Neck Clinic Expansion	15,000						15,000
MP300 3rd Floor Clinical Genetics Improvements	15,000						15,000
Reagan Hospital - Capital Projects \$1M to \$10M	20,000	20,000	20,000	20,000	20,000	20,000	120,000

	Current Term (2023-24 to 2028-29)						Total
	2023-24	2024-25	2025-26	2026-27	2027-28	2028-29	
RRUMC 4th Floor Renovation	160,000						160,000
RRUMC Cancer Center		200,000					200,000
RRUMC Nurse Call Replacement	40,000						40,000
RRUMC Pharmacy Renovation	15,000	10,000					25,000
RRUMC Utility Building		300,000					300,000
RRUMC Venturi Air Valve Replacement		20,000					20,000
Santa Monica Hospital - Capital Projects \$1M to \$10M	10,000	10,000	10,000	10,000	10,000	10,000	60,000
SMUMC Merle Norman Pavilion Renovation Program	90,000	75,000					165,000
West Med Tenant Improvements	15,000	10,000					25,000
SAN DIEGO HEALTH							
Acquisition of Acute Care Hospital, Associated Structures, and Parking Garage	200,000						200,000
Capital Projects \$1M - \$10M	20,000	25,000					45,000
Hillcrest Medical Center (previously Hillcrest Replacement Hospital)				2,000,000			2,000,000
Jacobs Center for Health Innovation		10,000					10,000
JMC Emergency Department Staff Wellness Center & Lounge	10,000						10,000
La Jolla Hospital Expansion			1,300,000				1,300,000
La Jolla Outpatient Pavilion		300,000					300,000
Renovation & Seismic Improvements of Confidential Healthcare Acquisition		250,000					250,000
Thornton MRI Expansion and Replacement	16,000						16,000
SAN FRANCISCO HEALTH							
ACC Third and Fourth Floors Hematology and Blood Marrow Transplant Expansion - Augmentation	3,460						3,460
ACC C Level UC Imaging Center 3T MRI Upgrade and Clinic Renovation - Augmentation	2,655						2,655
Benioff Children's Hospital Oakland Infrastructure Improvements	66,000						66,000
Benioff Children's Hospital Oakland New Hospital Building	1,371,000						1,371,000
Benioff Children's Hospital - San Francisco Bed Expansion	29,000						29,000
Capital Projects \$5M to \$10M - Medical Center	47,891						47,891
Long Hospital Room 316 Suite Remodel - Augmentation	4,413						4,413
M/L 12M Cath Lab and EP Lab Renovation	15,000						15,000
M/L Fifth Floor Adult Bone Marrow Transplant (BMT) Lab Expansion - Augmentation	5,029						5,029
M/L First Floor Emergency Department CT Scan Replacement - Augmentation	12,733						12,733

Current Term (2023-24 to 2028-29)							
	2023-24	2024-25	2025-26	2026-27	2027-28	2028-29	Total
MB CC4411 Inpatient Pharmacy Renovation	10,817						10,817
Mount Zion Hospital Buildings A and B Renovations for Inpatient Psychiatric Services - Augmentation	6,750						6,750
Mount Zion Main Hospital Building B Endoscopy Expansion	15,000						15,000
Mount Zion Site Preparation	60,000						60,000
Outpatient Clinical Facility (P3-Delivered)	TBD						TBD

University of California Health-Related Capital Need: Health Center Projects with Funding Not Identified (\$000s)

Current Term (2023-24 to 2028-29)	
	Total
DAVIS HEALTH	
Seismic Priority A	46,000
Seismic Priority B	38,000
Seismic Priority C	11,000
IRVINE HEALTH	
Bridge to Triangle Parking	20,000
Clinical Space Renovation and Expansion	1,250,000
Deferred Maintenance	55,000
Douglas Hospital Inpatient Capacity (Phase 1 - DH38)	40,000
Douglas Hospital Inpatient Capacity (Phase 2 - DH36)	40,000
Emergency Department Expansion/Optimization	30,000
Outpatient Surgery Expansion (Building 23)	20,000
Seismic Upgrades	175,000

APPENDIX 2 - PROJECTS WITH FUNDING NOT IDENTIFIED

University of California Capital Need with Funding Not Identified (\$000s)

BERKELEY	
EDUCATION & GENERAL PROJECTS	
BICycle Lab Project	15,000
Cesar Chavez Center Seismic Replacement	250,000
Clean Energy Campus - Expanded Distribution Phase 1	230,000
Clean Energy Campus - Expanded Distribution Phase 2	250,000
Davis Hall Seismic Improvement Project	350,100
Donner Laboratory and Addition Decant and Safe Disposal	10,000
Downtown Lease Consolidation Building	100,000
Durant Hall Seismic Improvements	29,500
E&G Projects \$1M to \$10M	60,000
Evans Hall Seismic Demolition	22,700
Hearst Gymnasium Seismic Improvements	188,100
Hesse-O'Brien Halls Seismic Replacement	400,000
Interdisciplinary Academic Hub Building #1: Piedmont Precinct	240,000
Interdisciplinary Academic Hub Building #2: Quantum Physics and Mathematics	360,000
McLaughlin Hall Seismic Improvements	44,000
Resilient Water Plan Infrastructure	30,000
Restoration and Renewal (State-Eligible)	425,000
Sather Tower Seismic Improvements	4,600
Seismic Program - Field Stations and Reserves	54,800
Seismic Program - Major Academic Facility Seismic Improvements	3,289,000
Seismic Program — Seismic Replacement Buildings	1,060,800
Seismic Program - Small Buildings	181,700
STEM Building Modernization	150,000
Stephens Hall Seismic Improvements	69,000
Strategic Property Acquisitions	60,000
Wellman Hall Seismic Renewal	106,300
AUXILIARY PROJECTS	
Auxiliary Projects \$1M to \$10M	48,000
Cal Athletics Practice Facility	120,000
Clean Energy Campus (Non-State)	50,000
Early Childcare Education Center (Seismic Replacement & Consolidation)	30,000
Edwards Stadium Replacement/Modernization	21,100
Haas Clubhouse Seismic Improvements	13,200
Housing Project - Clark Kerr Seismic Improvements	216,100

Housing Project #6	450,000
Housing Project #7	120,000
Housing Project #8	120,000
Recreational Sports Facility Expansion / Field House Seismic Replacement	270,000
Recreational Sports Facility Seismic Improvements	17,500
Restoration and Renewal (Non-State)	65,000
Seismic Program - Parking Facilities	10,300
Seismic Program - Real Estate Portfolio	561,800
Strategic Property Acquisitions - Auxiliary	10,300
TOTAL BERKELEY	10,103,900
DAVIS	
EDUCATION & GENERAL PROJECTS	
Animal Husbandry Feed Mill Hay Seismic (Group A3)	1,500
Animal Husbandry Hopkins Barn Seismic (Group A3)	2,500
Bodega Marine Lab Salmon Shed Seismic (Group A3)	2,000
CNPRC Primate Center Administration Building Seismic (Group A1)	6,000
CNPRC Primate Center Animal Building Seismic (Group A3)	10,000
CNPRC Primate Center Lab Seismic (Group A2)	20,000
Core Campus Laboratory Renovations	200,000
Deferred Maintenance (State-Eligible)	800,000
Electrical Infrastructure Improvements	30,000
Everson Hall Seismic (Group A2)	55,000
Everson Hall Teaching Laboratory	69,500
Hanger Seismic (Group A3)	2000
Hickey Gym Seismic (Group A1)	55,000
Hutchison Hall Seismic (Group A3)	80,000
Infrastructure Improvements	50,000
Research Animal Facility	50,000
Security and Access Improvements	25,000
Seismic Group B (State)	300,000
Seismic Group C (State)	150,000
Steam to Hot Water Conversion	180,000
Storer Hall Seismic (Group A2)	55,000
Teaching Lab Facility	67,500
Wolfskill Bunkhouse Seismic (Group A3)	250
AUXILIARY PROJECTS	
Memorial Union Seismic (Group A2)	40,000
Seismic Group B	30,000
Seismic Group C	40,000

Transportation Infrastructure Program	25,000
West Village Faculty and Staff Housing	60,000
TOTAL DAVIS	2,406,250
DAVIS HEALTH	
MEDICAL CENTER PROJECTS	
Seismic Priority A	46,000
Seismic Priority B	38,000
Seismic Priority C	11,000
TOTAL DAVIS HEALTH	95,000
IRVINE	
EDUCATION & GENERAL PROJECTS	
ADA Compliance	25,000
Beall Center for Art + Technology Expansion and Renovation	6,900
Campus Security Improvements	30,000
Capital Projects \$5M to \$10M (E&G)(FNI)	90,000
Capital Renewal/Deferred Maintenance (E&G)	598,886
Central Plant and Utility Distribution Renewal Phase 1	15,000
Central Plant and Utility Distribution Renewal Phase 2	15,000
Central Plant and Utility Distribution Renewal Phase 3	15,000
Central Plant Underground Fuel Tank Replacement	3,000
Chilled Water System Expansion	15,000
Claire Trevor Theater Seismic Improvements	15,000
Contemporary Arts Center 4th Floor Renovation	10,000
Deferred Maintenance Backlog	300,688
Deferred System Renewal Backlog	759,104
Energy-saving Projects - Lighting Retrofits	13,000
Energy-saving Projects - Monitoring Based Commissioning	2,300
Energy-saving Projects - Smart Lab Upgrades	750
Engineering & Physical Sciences Chemical Storage Upgrades	40,000
Engineering Renovations	50,000
Engineering Tower Seismic Improvements and Renewal	134,681
Environmental and Safety Improvements	15,000
Fire and Life Safety Improvements Phase 2	47,000
Fire and Life Safety Improvements Phase 3	42,000
Group B Seismic Improvements (E&G)	286,824
Group C Seismic Improvements (E&G)	35,378
Hazardous Materials Abatement	30,000
Humanities Hall Seismic Improvements	41,984
Humanities/Arts Building	71,000

Integrated Nanosystems Research Facility Renovations	25,000
Langson Library Seismic Improvements	54,262
Law Building	233,000
McGaugh Hall Renovation	50,000
McGaugh Hall Seismic Improvements	37,856
Physical Sciences Class Laboratory Renovations	15,000
Qureshey Lab Seismic Improvements	4,863
Regional Water Quality Improvements	10,000
Sciences Buildings Renovations, Phase 1	27,000
Sciences Buildings Renovations, Phase 2	44,000
Sewer Infrastructure Improvements	24,000
Social & Behavioral Sciences 2	63,000
Social Science Plaza A Seismic Improvements	5,987
Social Science Tower Seismic Improvements	35,450
Storm Drain Improvements	24,000
Transportation Infrastructure Safety Improvements	10,000
Water Distributions Systems Renewal Phase 1	8,000
Water Distributions Systems Renewal Phase 2	8,000
EDUCATION & GENERAL – HEALTH PROJECTS	
Beckman Laser Expansion and Renovation (NSE)	12,000
Beckman Laser Expansion and Renovation (SE)	48,000
College of Health Sciences Building Unit 2	110,000
Group B Seismic Improvements (EH)	54,992
Group C Seismic Improvements (EH)	5,790
Health Sciences Quad Utility Reliability Installation	10,000
Med Sci Renovations	56,000
Medical Innovation Building Unit 2	250,000
AUXILIARY PROJECTS	
ARC Expansion Phase 4	150,000
ARC Field Expansion	8,000
Bren Events Center Seismic Improvements	61,670
Capital Projects \$5M to \$10M (AUX)	60,000
Capital Renewal/Deferred Maintenance (AUX)	129,396
Cross Cultural Center Redevelopment	92,500
Graduate Family Housing Electronic Lock Installation	20,795
Group B Seismic Improvements (AUX)	130,407
Group C Seismic Improvements (AUX)	111,771
Mesa Court Unit 3 Renovation	8,200

Satellite Student Center	34,000
Shellmaker Island Boathouse Replacement	11,000
Student Center Seismic Improvements	1,806
Student Health Center Replacement	69,000
Student Housing Community Center Renovations	15,000
Undergraduate Student Housing Renovations to Support Inclusion	5,000
Verano 1, 2, & 3 Redevelopment, Phase 1	325,000
TOTAL IRVINE	5,168,210
IRVINE HEALTH	
MEDICAL CENTER PROJECTS	
Bridge to Triangle Parking	20,000
Clinical Space Renovation and Expansion	1,250,000
Deferred Maintenance	55,000
Douglas Hospital Inpatient Capacity (Phase 1 - DH38)	40,000
Douglas Hospital INpatient Capacity (Phase 2 - DH36)	40,000
Emergency Department Expansion/Optimization	30,000
Outpatient Surgery Expansion (Building 23)	20,000
Seismic Upgrades	175,000
TOTAL IRVINE HEALTH	1,630,000
LOS ANGELES	
EDUCATION & GENERAL PROJECTS	
Boelter Hall Seismic Improvements	101,000
Botanical Garden Enhancements	20,000
Boyer Hall Seismic Improvements	14,800
Bunche Hall - Tower Seismic Improvements	58,000
Campus Academic Facility	70,000
Capital Renewal - State Eligible Deferred Maintenance	4,534,269
Dodd Hall Seismic Improvements	18,000
Engineering 4 Seismic Improvements	33,700
Fowler Museum Improvements and Addition	73,600
Group B Seismic Improvement Projects (State)	22,100
Group C Seismic Improvement Projects	17,900
Haines Hall Seismic Improvements	15,800
Lab School Improvements	40,000
Law School Addition and Academic Facility	105,200
Law School Seismic Improvements	82,000
Life Sciences Building Improvements	50,000
Math Science Seismic Improvements	35,800
Moore Hall Seismic Improvements	20,000

Murphy Hall Seismic Improvements	17,900
North Campus Classroom Facility	300,000
Perloff Hall Seismic Improvements	17,900
Powell Library East Wing Seismic and Program Improvements	71,500
Powell Main Library Program Improvements	70,000
Rolfe Hall Seismic Improvements	17,900
Royce Hall Seismic Improvements	41,000
Schoenberg Hall Seismic Improvements	28,500
Young Hall Seismic Improvements	68,400
Young Research Library Seismic and Program Improvements	71,500
EDUCATION & GENERAL – HEALTH PROJECTS	
CHS - Biomedical Library Tower Improvements	100,000
CHS Fire Sprinkler Installation (NSE)	4,800
CHS Fire Sprinkler Installation (SE)	55,200
CHS Program and Infrastructure Improvements (NSE)	16,000
CHS Program and Infrastructure Improvements (SE)	184,000
Dentistry Clinic Program Improvements	70,000
Doris Stein Seismic Improvements	11,600
Factor Seismic Improvements	23,200
Fielding School of Public Health Building Improvements	50,000
Gonda Center Seismic Improvements	13,700
MacDonald Laboratory Seismic Improvements	16,900
Psychology - Neuroscience Research Building	70,000
Semel Neuropsychiatric Institute (NPI) Seismic Improvements (NSE)	7,000
Semel Neuropsychiatric Institute (NPI) Seismic Improvements (SE)	66,600
AUXILIARY PROJECTS	
Bradley South Residence Hall	110,000
Drake Stadium Residence Hall	185,000
Group B Seismic Improvement Projects (Non-State)	44,300
Student Services / Welcome Center	70,000
Sunset Canyon Recreation Center Renovation and Expansion (GF)	52,600
TOTAL LOS ANGELES	7,167,669
LOS ANGELES HEALTH	
No projects	0
TOTAL LOS ANGELES HEALTH	0
MERCED	
EDUCATION & GENERAL PROJECTS	
Backfill Program Not Funded	9,695
Campus Utility Systems	120,000

Campus Utility Systems	120,000
Capital Projects \$1M to \$5M (E&G)	15,000
Capital Projects \$1M to \$5M (E&G)	15,000
Capital Renewal Projects \$750K to \$5M (E&G)	48,170
CSE/EE Building	279,097
Deferred Maintenance	20,089
Energy Program	5,175
Experimental Smart Farm	50,961
MVPGR Field Research Center Not Funded	8,085
Regional Utility MUP	32,646
Regional Utility MUP	32,646
Research Open Space Infrastructure	12,500
Transportation Improvements	18,176
Valley/Mountain Research Archives Center	153,228
Wawona Seismic Renovations	466
Wet/Dry Research Lab	344,684
AUXILIARY PROJECTS	
Athletics Complex Fieldhouse	15,913
Baseball & Softball Fields	30,041
Campus Arena (SE)	48,387
Campus Arena (NSE)	48,387
Early Childhood Education Center	39,960
Faculty Housing Project	244,527
Graduate Housing Building I	60,546
Graduate Housing Building II	95,674
Research Innovation Park	166,723
Track & Site Utilities	38,763
UC Merced Student Union	77,359
Undergraduate Housing Living/Learning 1	134,011
Undergraduate Housing Living/Learning 2	135,523
Undergraduate Transfer Student Housing Building	152,595
TOTAL MERCED	2,574,027
RIVERSIDE	
EDUCATION & GENERAL PROJECTS	
Agricultural Infrastructure Improvements	20,000
Animal Care Expansion Project	10,000
Campus Electrical Infrastructure Upgrades	60,000
Central Plant Multi-Phased Energy Improvements & Carbon Neutrality Plan	150,000
Central Plant Seismic Upgrades	5,500

Computer Science and Data Science Instructional Building (CDI)	105,000
Deferred Maintenance – Non-State Eligible	54,000
Deferred Maintenance – State-Eligible	105,000
Life Sciences Building Seismic Upgrades and Laboratory Renovations	36,292
Natural Sciences Instruction and Research	125,000
Orbach Library Seismic Upgrades	51,200
PE / Dance Renovation and Seismic Upgrade (State)	8,394
Physics Building Systems Renewal	51,000
Plant Research 2	30,000
Rivera Library Improvements and Seismic Upgrade	98,900
Seismic Projects Group A – State Eligible	424,992
Seismic Projects Group B – State Eligible	167,115
Seismic Projects Group C – State Eligible	202,755
Spieth Hall Renovation and Seismic Upgrades	81,505
UCR Agricultural Research, Education and Neighborhood Advancement Center (ARENA) Ph 2	30,100
Undergraduate Teaching & Learning Facility 2	125,000
Undergraduate Teaching Greenhouses	20,000
Webber Hall Improvements and Seismic Upgrades	23,900
AUXILIARY PROJECTS	
PE / Dance Renovation and Seismic Upgrades (Non-State)	40,981
Seismic Projects Group A – Non State Eligible	426,390
Seismic Projects Group B – Non State Eligible	180,390
Seismic Projects Group C – Non State Eligible	172,703
Transit Center	20,000
EDUCATION & GENERAL - HEALTH PROJECTS	
Multispecialty Ambulatory Clinic	200,000
TOTAL RIVERSIDE	3,026,117
SAN DIEGO	
EDUCATION & GENERAL PROJECTS	
Center Hall Seismic Improvements (Seismic Only)	21,500
Cognitive Science Building (Seismic Only)	14,500
Galbraith Hall Seismic Improvements (Seismic Only)	32,900
Geisel Library Seismic Improvements (Seismic Only)	36,000
Jacobs Hall (EBU-1) Seismic Improvements (Seismic Only)	66,700
Mayer Hall Seismic Improvements (Seismic Only)	53,500
Pacific Hall Seismic Improvements (Seismic Only)	17,200
Scripps Oceanography Human Health Research Building	100,000
Seismic Only Improvements - Group B, State Eligible (Phase 2)	120,000
Seismic Only Improvements - Group B, State Eligible (Phase 3)	113,000

Seismic Only Improvements - Group C, State Eligible	101,400
Seismic Only Improvements - Group B, State Eligible (Phase 1)	120,000
SIO Collections Building, Infrastructure & Utilities	25,000
SIO Hubbs Hall Seismic Improvements, Restoration & Renovation	50,000
Urey Hall Seismic Improvements (Seismic Only)	51,500
EDUCATION & GENERAL – HEALTH PROJECTS	
Biomedical Sciences Building Seismic Improvements (Seismic Only)	64,700
Center for Neural Circuits and Behavior (CNCB) Seismic Improvements (Seismic Only)	21,100
School of Public Health Facility (previously Public Health & Compassionate Care Facility)	100,000
AUXILIARY PROJECTS	
Canyonview Recreation Center and Expansion	40,000
Che Café Seismic Improvements (Seismic Only)	500
Main Gym and Natatorium Seismic Improvements (Seismic Only)	15,200
Triton Recreation Center	170,000
Recreation Gymnasium Seismic Improvements (Seismic Only)	3,300
RIMAC Seismic Improvements (Seismic Only)	38,700
Seismic Only Improvements - Group B, Non-State Eligible	121,000
Seismic Only Improvements, Group C, Non-State Eligible	51,100
SIO Birch Aquarium - Entry, Courtyard & Exhibit Improvements	30,000
Tenaya Hall Seismic Improvements (Seismic Only)	6,500
Tioga Hall Seismic Improvements (Seismic Only)	9,000
TOTAL SAN DIEGO	1,594,300
SAN DIEGO HEALTH	
No projects	0
TOTAL SAN DIEGO HEALTH	0
SAN FRANCISCO	
EDUCATION & GENERAL PROJECTS	
Energy Efficiency and Fossil-Free Projects (Near-Term Opportunities)	50,000
Facilities Investment Needs (without a funding plan)	600,000
Water Conservation Projects (Near-Term Opportunities)	10,000
EDUCATION & GENERAL – HEALTH PROJECTS	
Seismic Compliance Projects - Group A (Seismic Only) (NSE)	75,000
Seismic Compliance Projects - Group A (Seismic Only) (SE)	631,000
Seismic Compliance Projects - Group B (Seismic Only) (NSE)	619,000
Seismic Compliance Projects - Group B (Seismic Only) (SE)	165,000
Seismic Compliance Projects - Group C (Seismic Only) (NSE)	205,000
Seismic Compliance Projects - Group C (Seismic Only) (SE)	61,000
Simulation and Clinical Skills Expansion and Classroom Modernization	100,000
TOTAL SAN FRANCISCO	2,416,000
SAN FRANCISCO HEALTH	
No projects	0

TOTAL SAN FRANCISCO HEALTH	0
SANTA BARBARA	
EDUCATION & GENERAL PROJECTS	
Academic Building Renewal	67,416
Broida Renovation	93,006
Campus Electrification of Cooling and Heating Projects	131,975
Chemistry Building Seismic Improvements (W,C)	93,785
College of Creative Studies	47,190
Ellison Hall Seismic Improvements	81,813
Engineering Buildings Renovation	80,900
Engineering III Building	211,686
Harold Frank Hall Seismic Improvements	36,066
Infrastructure Renewal Phase 2 (W, C)	26,967
Interdisciplinary Classroom & Lab Building	134,832
Lab & Classroom Building	134,832
Laboratory Surge Building	107,864
Marine Bio Technology Building Seismic Improvements	61,975
MRL Seismic Improvements	6,186
Music Building Unit II Seismic Improvements	11,102
Music Renewal	54,157
New Physics Building	211,686
Phelps Hall Seismic Improvements	101,930
PSB North Seismic Improvements	15,655
Public Safety Building Expansion	26,967
Public Safety Seismic Improvements	6,614
Renewal & Restoration (Buildings - SE)	137,123
Renewal & Restoration (Infrastructure - SE)	90,156
Research Building	134,832
Research Lab Building Renewal	53,932
Seawater System Renewal	7,391
Seismic Group B Projects	258,876
Seismic Group C Projects	126,080
South Hall Seismic Improvements	17,692
Storke Tower Seismic Improvements	15,655
AUXILIARY PROJECTS	
Capital Projects \$1M to \$10M (Auxil)	6,621
Capital Projects \$1M to \$10M (Auxil)	9,489
Capital Projects \$1M to \$10M (Auxil)	8,701
Capital Projects \$1M to \$10M (Auxil)	26,124

Capital Projects \$1M to \$10M (Auxil)	17,480
Capital Projects \$1M to \$10M (Auxil)	12,434
Recreation Center Seismic Improvements	12,494
San Miguel Seismic Retrofit and Renewal	64,862
San Nicolas Seismic Residence Hall Seismic and Renewal	65,541
San Rafael Residence Hall Seismic and Renewal	68,286
Santa Catalina Residence Hall Commons Seismic Improvements	36,402
Seismic Group B Projects NSE	1,263
Seismic Group C Projects NSE	238,534
Storke Family Housing Turnover Renewal	15,500
Ucen Seismic Improvements	66,580
West Campus Family Student Housing Infrastructure and Seismic Renewal	13,282
TOTAL SANTA BARBARA	3,249,934
SANTA CRUZ	
EDUCATION & GENERAL PROJECTS	
Seismic A: Mt. Hamilton Observatory Seismic Retrofit	14,000
Biosafety Level 2 Animal Care Facility	25,200
Deferred Maintenance and Capital Renewal Program - State Eligible	585,148
Deferred System Renewal (State)	674,176
Electrical Growth + Resiliency - Campus Core Electrical Ring Completion	12,633
Electrical Growth + Resiliency - East 21kV Service Entrance	11,277
Electrical Growth + Resiliency - West 21kV Service Entrance	176,665
Electrical Infrastructure: Medium Voltage Capacity Upgrade	40,000
Electrification Conversion: Athletics & Recreation	47,000
Electrification Conversion: Center for Agroecology/Village Housing	15,000
Electrification Conversion: Coastal Science Campus	17,000
Electrification Conversion: College 9/Lewis College	55,000
Electrification Conversion: Crown/Merrill/Quarry	69,000
Electrification Conversion: Kresge/Porter Colleges	60,000
Electrification Conversion: Lower Campus	23,000
Electrification Conversion: Rachel Carson/Oakes Colleges	62,000
Electrification Conversion: Science Hill	84,000
Electrification Conversion: Stevenson/Cowell Colleges	53,000
Electrification Conversion: Theater Arts	53,000
Electrification Conversion: Upper Campus Microgrid	43,000
Electrification Conversion: Westside Research Park	46,000
Engineering 3	169,018
Engineering Buildings Alterations (JBEB/E2)	20,000

Instructional Facilities Upgrades	27,368
Integrated Teaching and Learning Complex	50,527
Interdisciplinary Instruction Research Building Working Drawing and Construction	193,500
Jordan Gulch Main Stem Utility Protection	11,800
Meyer Drive Extension + Bridge	21,500
Non-Potable Water Treatment & Distribution - Eastside	24,725
Non-Potable Water Treatment & Distribution - Main Entry	17,000
Non-Potable Water Treatment & Distribution - Westside	26,000
Ocean Health Building Expansion	56,640
Projects Under \$10M - State Eligible	29,925
Renovation Projects Under \$10M for Energy and Water Savings - State Eligible	7,712
Resource Recovery Facility (Part 2)	16,942
Sanitary Sewer Capital Renewal - Sewer Main Pipe and Manhole Lining	15,265
Seismic A: Jack Baskin Engineering Building Seismic Retrofit	29,200
Seismic A: Kerr Hall Seismic Retrofit	43,600
Seismic A: Thimann Laboratories Retrofit	57,000
Seismic Group B (State Eligible)	317,000
Seismic Group C (State Eligible)	77,000
Social Sciences 3	140,600
UCO Instrumentation Facility	18,400
Westside Research Park Building C Buildout & Infrastructure	135,000
Westside Research Park Live Cell Biotechnology Lab	2,500
AUXILIARY PROJECTS	
Athletics & Recreation Fitness and Wellness Center Expansion	8,600
College 11 Infrastructure	440,000
Cowell Residence Hall Seismic Work	15,000
Deferred Maintenance and Capital Renewal Program - Non State Eligible	215,226
East Tennis Complex (Athletics and Recreation)	10,000
Hahn Integrated Student Services and Success Center	10,000
Projects Under \$10M - Non-State Eligible	8,300
Ranch View Terrace Phase 2 - Faculty/Staff Housing	102,000
Renovation Projects Under \$10M for Energy and Water Savings - Non-State Eligible	1,963
Seismic Group B (Non-State Eligible)	48,000
Seismic Group C (Non-State Eligible)	3,000
Student Apartments - East of Heller Dr	440,750
Student Apartments - West Campus	415,730
Student Health and Wellness Services	162,933
Student Housing Infill - East Campus	330,694

Student Housing Infill and Improvements - Cowell College	59,053
Student Housing Infill and Improvements - Stevenson College	59,053
TOTAL SANTA CRUZ	6,004,623
AGRICULTURE & NATURAL RESOURCES	
EDUCATION & GENERAL PROJECTS	
DM and Capital Renewal Program	2,970
DM Program - State Eligible - No Funding Identified	84,883
Electric Vehicle Charging Stations	1,226
Elkus Education Center	7,500
Elkus Education Center Major Renovations	2,000
Elkus Education Center Program Improvements	4,500
Energy Resiliency	3,000
Gateway Site Improvements	1,200
Hansen REC Greenhouses	2,000
Hansen REC Infrastructure	4,500
Hansen REC Outreach Center	7,500
Intermountain REC Electrical System and Lighting	240
Intermountain REC Equipment Storage	250
Intermountain REC HVAC systems	310
Intermountain REC New Irrigation Well	1,500
Lindcove REC Asphalt & Access Renewal	538
Lindcove REC Citrus Research Center	6,500
Lindcove REC Energy Efficiency	1,000
Lindcove REC Major Renovations	3,000
REC Fire Alarm Control Systems	560
Seismic Retrofit Program--Group A	7,814
Seismic Retrofit Program--Group B	6,164
Seismic Retrofit Program--Group C	12,230
South Coast REC Greenhouse Repairs	629
West Side REC New Irrigation Well	1,500
TOTAL AGRICULTURE & NATURAL RESOURCES	163,514
LAWRENCE BERKELEY NATIONAL LABORATORY	
Advanced Materials Discovery Building	250,000
Berkeley Isotope Cyclotron Laboratory Project	TBD
Biosciences Genome Engineering and Manufacturing (BioGEM) Facility	450,000
Chemical Observatory (and B7 Replacement)	95,000
Chemical Sciences Building	230,000
Chu Hall Electrification	12,000
Hearst Ave./Cyclotron Rd. Horseshoe Curve Improvement Project	7,000

UC Supported Collaboration and Learning Center	15,000
TOTAL LAWRENCE BERKELEY NATIONAL LABORATORY	1,059,000
SYSTEMWIDE / OFFICE OF THE PRESIDENT	
Blake House	7,000
Casa	540
Northern Regional Library Facility (NRLF) Capital Renewal - Mechanical Projects	2,500
Northern Regional Library Facility (NRLF) Capital Renewal - Roof Replacement	5,000
Southern Regional Library Facility (SRLF) Capital Renewal	TBD
TOTAL SYSTEMWIDE / OFFICE OF THE PRESIDENT	15,040
TOTAL UNIVERSITY OF CALIFORNIA	46,673,614

