

Employment and Doctoral Experience of Humanities PhD Alumni of the University of California

Pamela H. Brown, Vice President

Tongshan Chang, Director

Institutional Research and Academic Planning at UCOP



Topics to cover

- PhD career pathways survey administration, including response rates
- Key findings for Humanities PhD alumni employment and UC experience
- A demonstration of UC Information Center employment and doctoral experience of PhD recipients dashboard



PhD career pathways alumni survey administrations

	2017 Survey	2018 Survey
Survey launch and close dates	Oct. 20, 2017 - Dec. 8, 2017	Nov. 14, 2018 - Mar. 12, 2019
Exit cohort	<ul style="list-style-type: none">• 2001-02• 2008-09• 2013-14	<ul style="list-style-type: none">• 2002-03• 2009-10• 2014-15
Invited participants:	All PhD recipients with valid emails	All PhD recipients with valid emails

Note: This study includes PhD recipients who received their degrees between July 1 of the exit cohort year and June 30 of the following year.



PhD career pathways alumni survey response rates

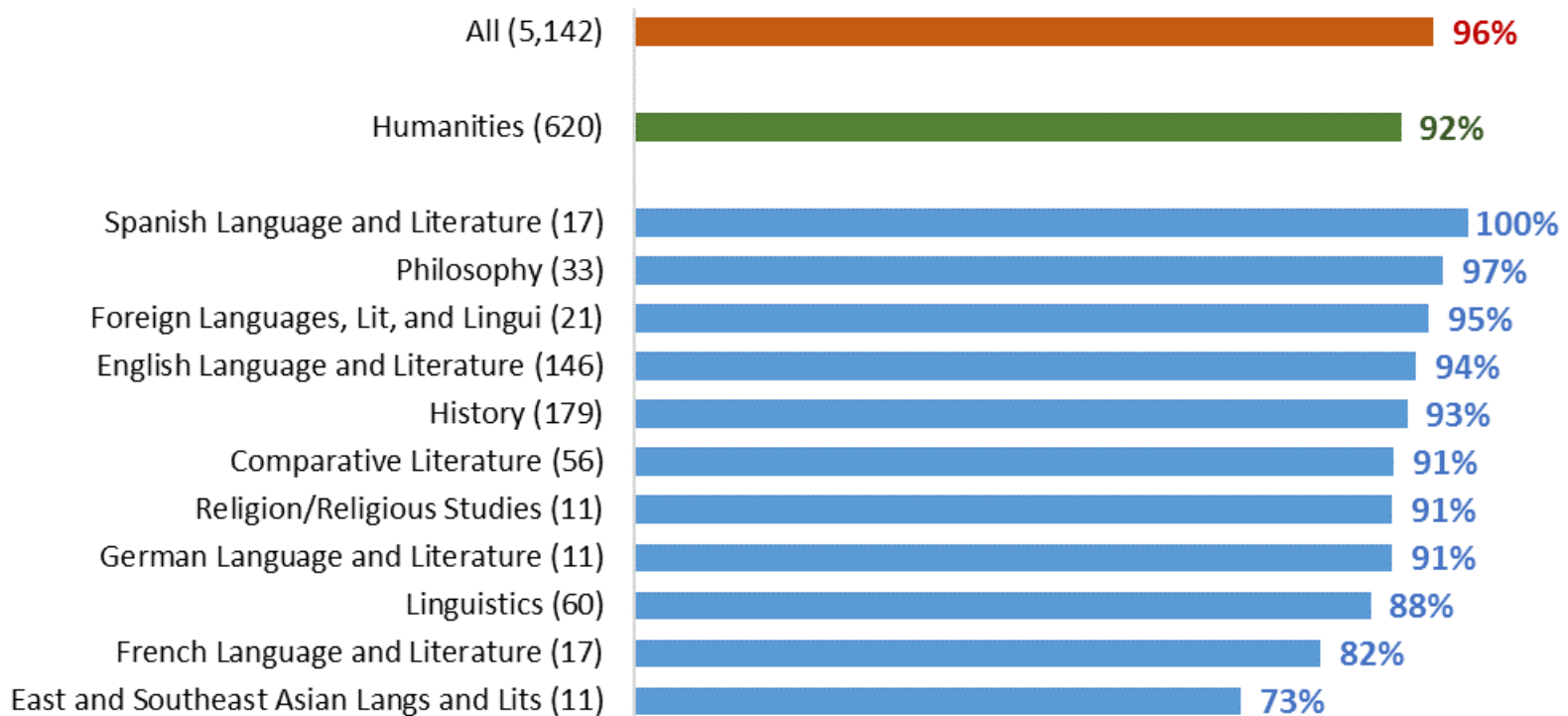
- Overall response rate was 40%, representing 26% of all PhD alumni
- Response rate for Humanities alumni was 46%, representing 29% of all Humanities alumni
- Where possible, we provide findings by major; the 5 fields with most respondents include
 - History: 179
 - English: 146
 - Linguistics: 60
 - Comparative Literature: 56
 - Philosophy: 33

	PhD Recipients (A)	Invites (B)	Respondents (C)	Response Rate (C/B)	Respondents as % of PhD Recipients (C/A)
All	20,498	13,405	5,354	40%	26%
Campus					
UCB	5,007	3,186	1,399	44%	28%
UCD	2,671	2,191	748	34%	28%
UCI	1,902	1,184	388	33%	20%
UCLA	4,060	2,917	1,162	40%	29%
UCM	87	45	21	47%	24%
UCR	1,156	516	194	38%	17%
UCSD	2,326	1,224	707	58%	30%
UCSF	710	534	215	40%	30%
UCSB	1,772	1,228	337	27%	19%
UCSC	807	380	183	48%	23%
Exit Cohort					
2001	2,620	973	418	43%	16%
2002	2,713	1,426	648	45%	24%
2008	3,644	2,307	746	32%	20%
2009	3,610	2,582	1,114	43%	31%
2013	4,015	2,969	1,105	37%	28%
2014	3,896	3,148	1,323	42%	34%
Discipline					
Arts/Int/O	938	634	317	50%	34%
Eng/CS	4,587	3,039	973	32%	21%
HSci/Prof F	1,772	1,213	599	49%	34%
Humanities	2,208	1,371	637	46%	29%
Sciences	7,856	5,021	1,932	38%	25%
Social Sci	3,137	2,127	896	42%	29%



Survey responses regarding employment rates

- Almost all Humanities PhD alumni (92%) reported being employed, compared to 96% for all alumni respondents
- For Humanities fields with more than 10 respondents, most had employment rates over 90%

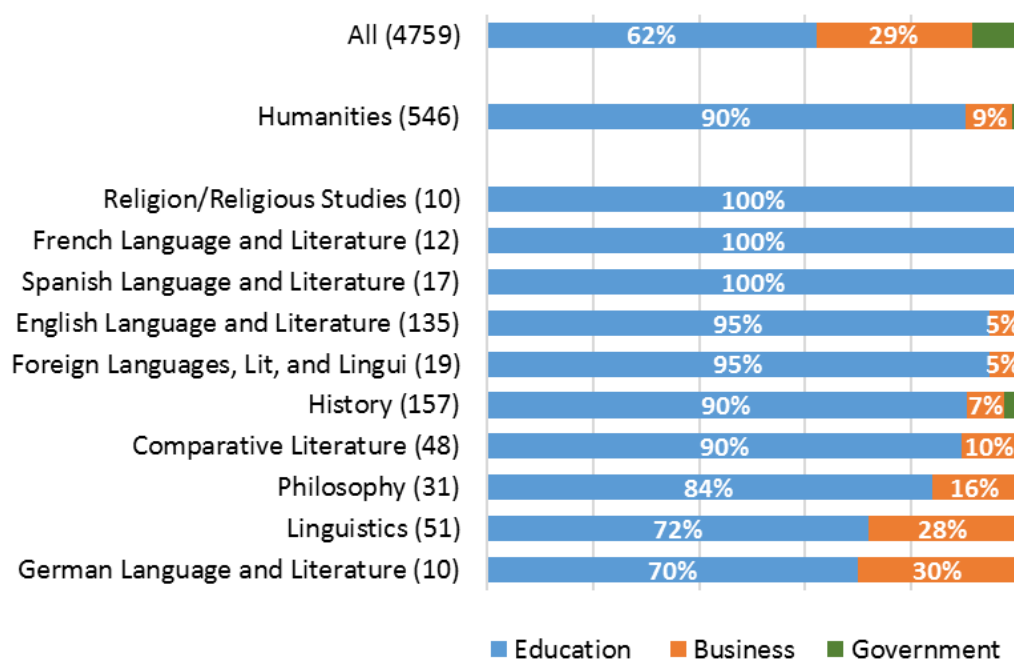


Note: The number in the parentheses is the number of respondents to this particular survey questions. Only those Humanities fields with more than 10 respondents are included in the graph.

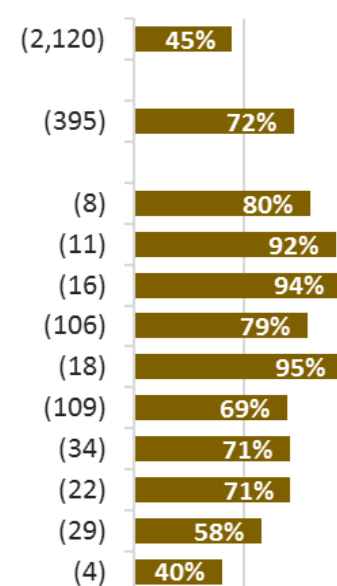
Survey responses regarding employment fields

- Ninety percent of Humanities PhD alumni reported working in education, compared to 62% for all alumni respondents
- Humanities alumni with a PhD in Linguistics, Philosophy, and German Language and Literature had higher proportions working in the business sector
- Three quarters of Humanities alumni (72%) held a faculty position, compared to 45% for all alumni respondents

Employment fields by Humanities field

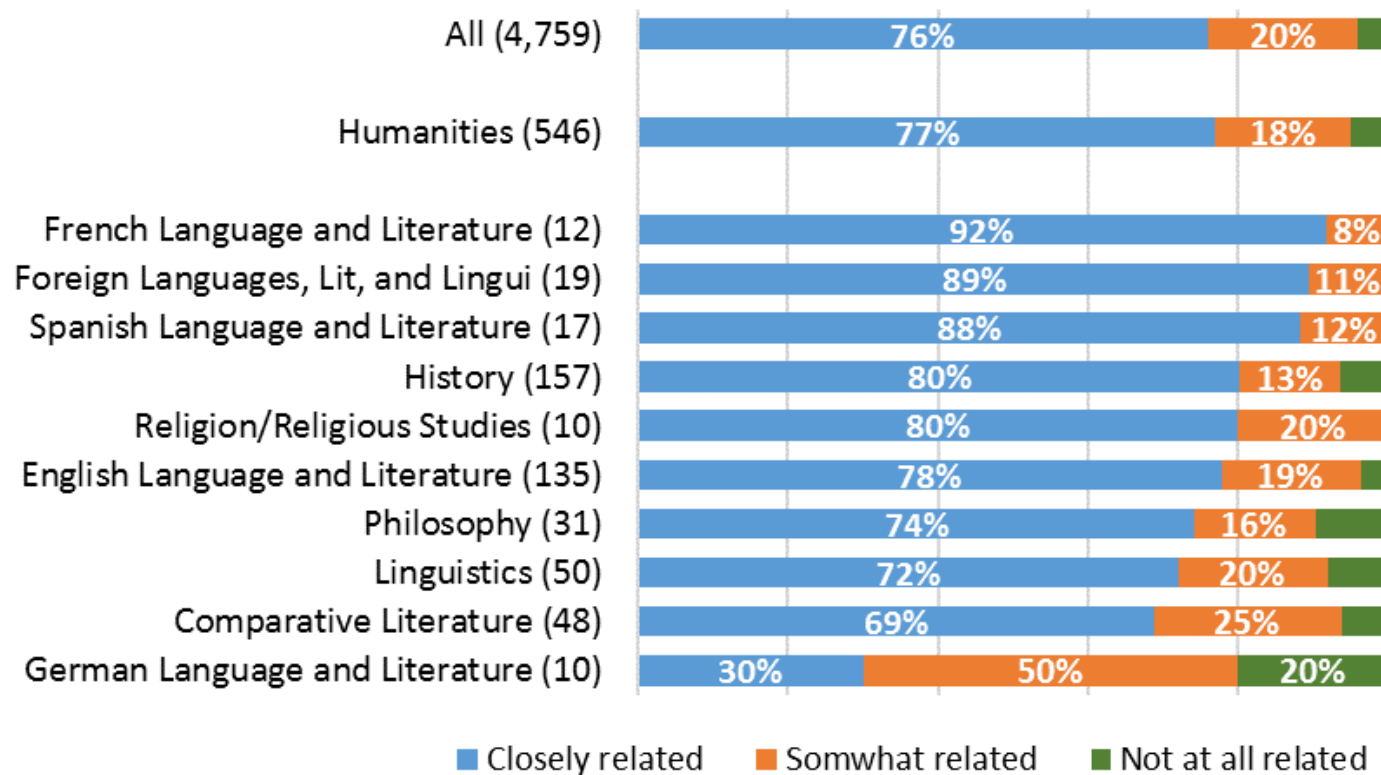


% of PhD alumni holding a faculty position



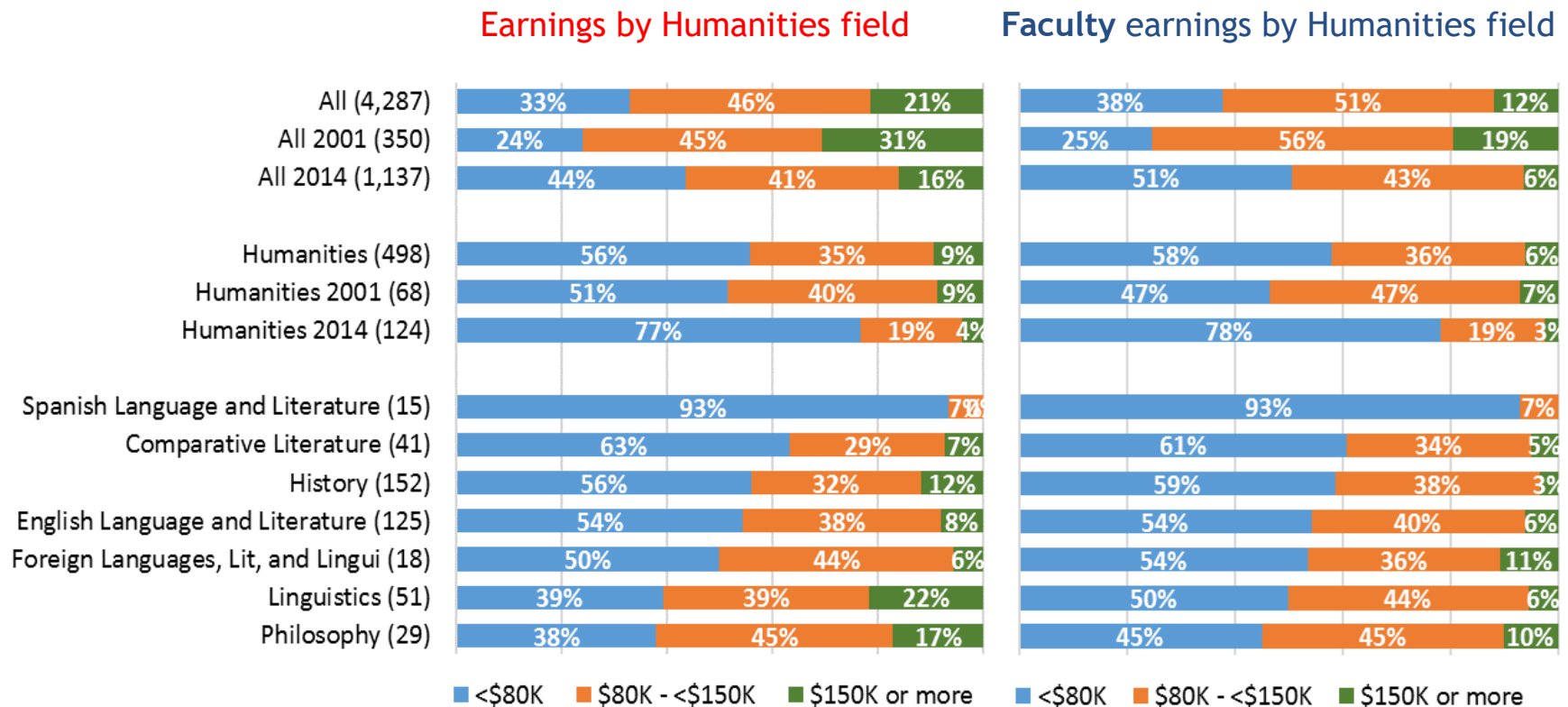
Survey responses on employment and degree fields

- On average, Humanities PhD alumni (77%) were as likely as all alumni respondents (76%) to work in a field closely related to their degree field
- Humanities PhD alumni in Linguistics, Comparative Literature, Philosophy, and German Language and Literature were less likely to work in a field closely related to their degree



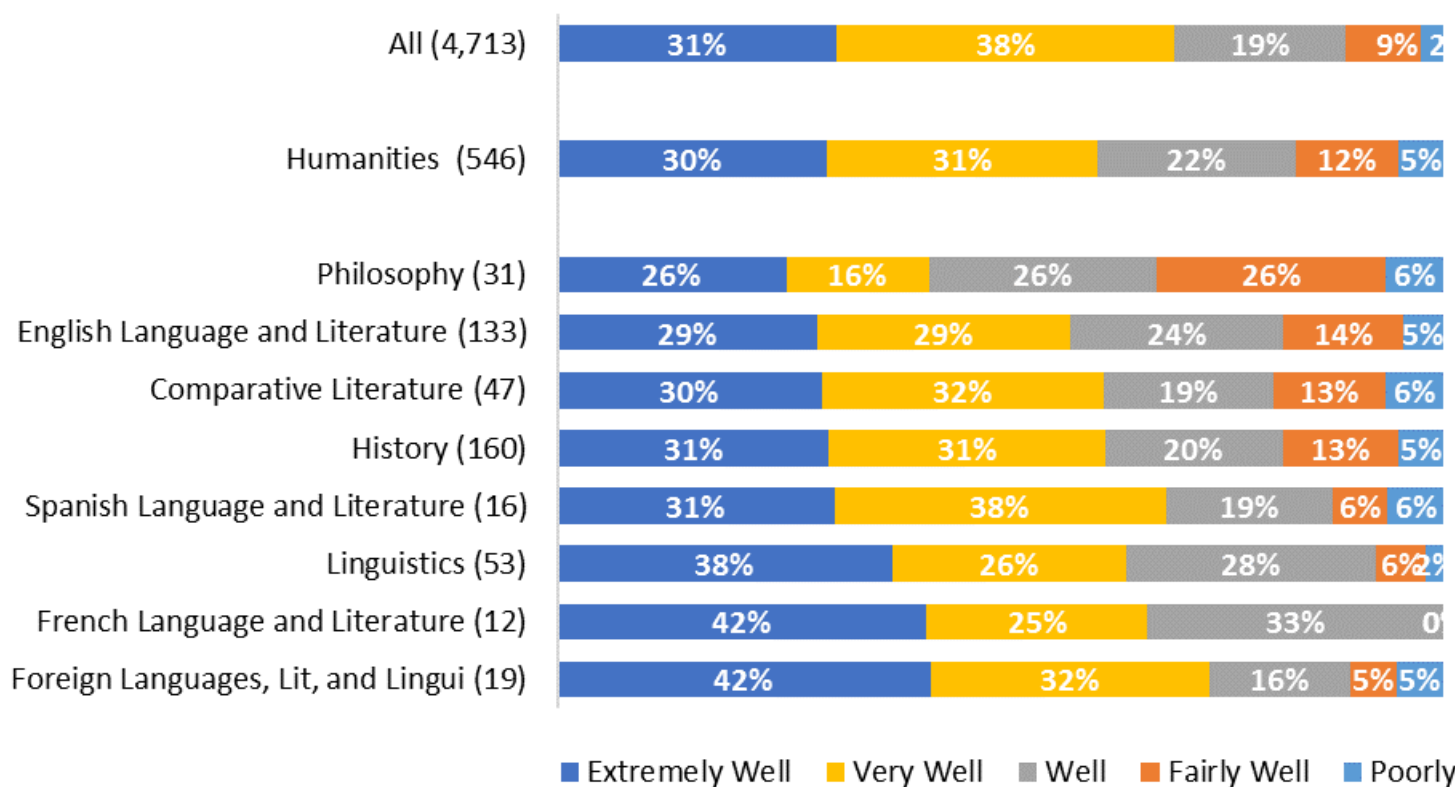
Survey responses regarding earnings

- On average, Humanities PhD alumni earn less than alumni across all fields, with 56% reporting earning less than \$80K, compared to 33% for all alumni
- Earnings of Humanities alumni vary across fields with Linguistics and Philosophy alumni reporting higher earnings
- More than half (58%) of Humanities PhD alumni reporting holding a faculty position earn less than \$80K, compared to 38% for all alumni



Survey responses on PhD preparation for the primary job

- 30% of Humanities PhD alumni said that their PhD prepared them “extremely well” for their primary job, compared to 31% for all PhD alumni
- Humanities alumni with a PhD in Linguistics, French Language and Literature, and Foreign Languages, Literature, and Linguistics had higher percentages reporting their program prepared them “extremely well”

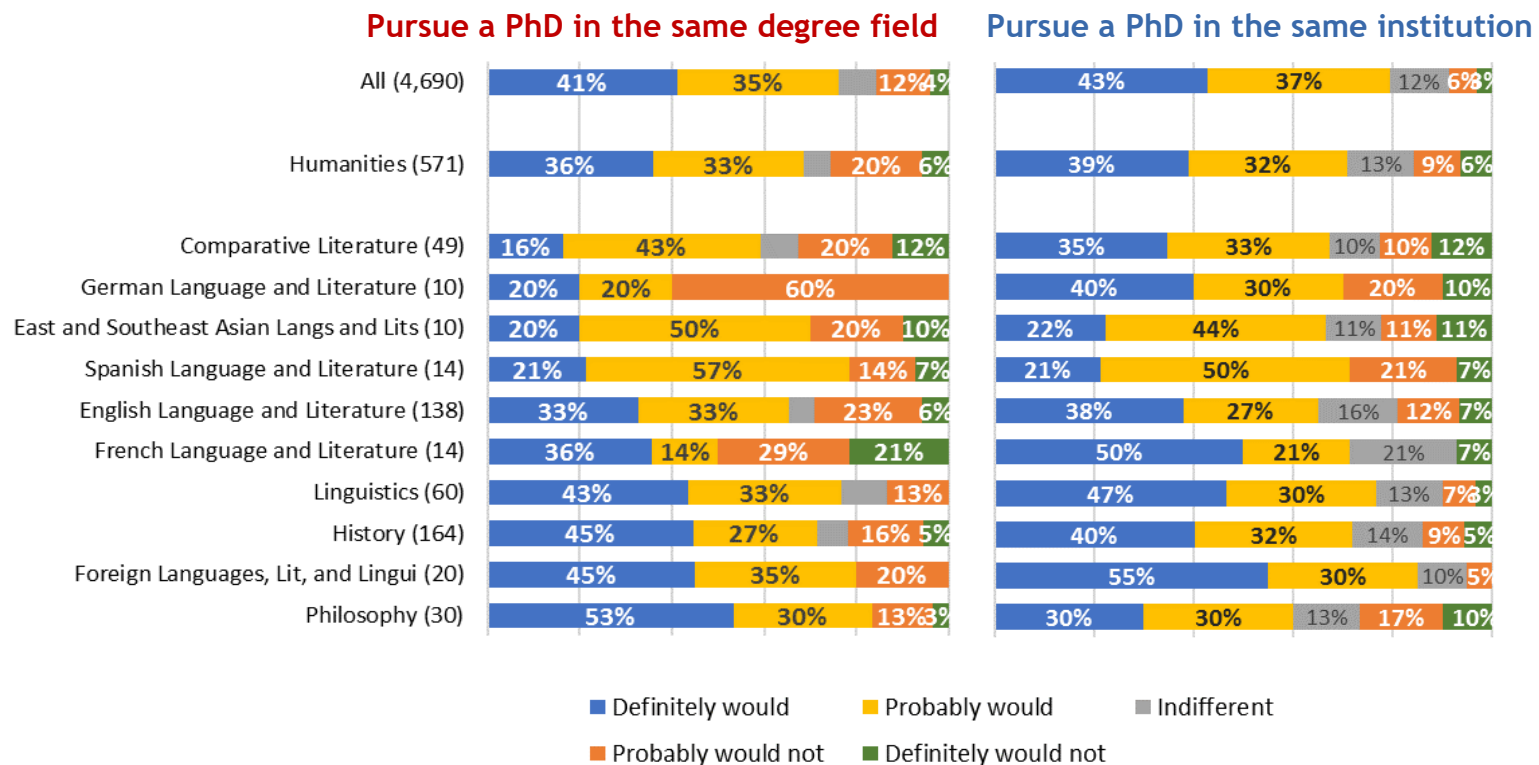


No significant difference in graduate program preparation between Humanities and all faculty based on following skills and knowledge ratings of “good” or “excellent”

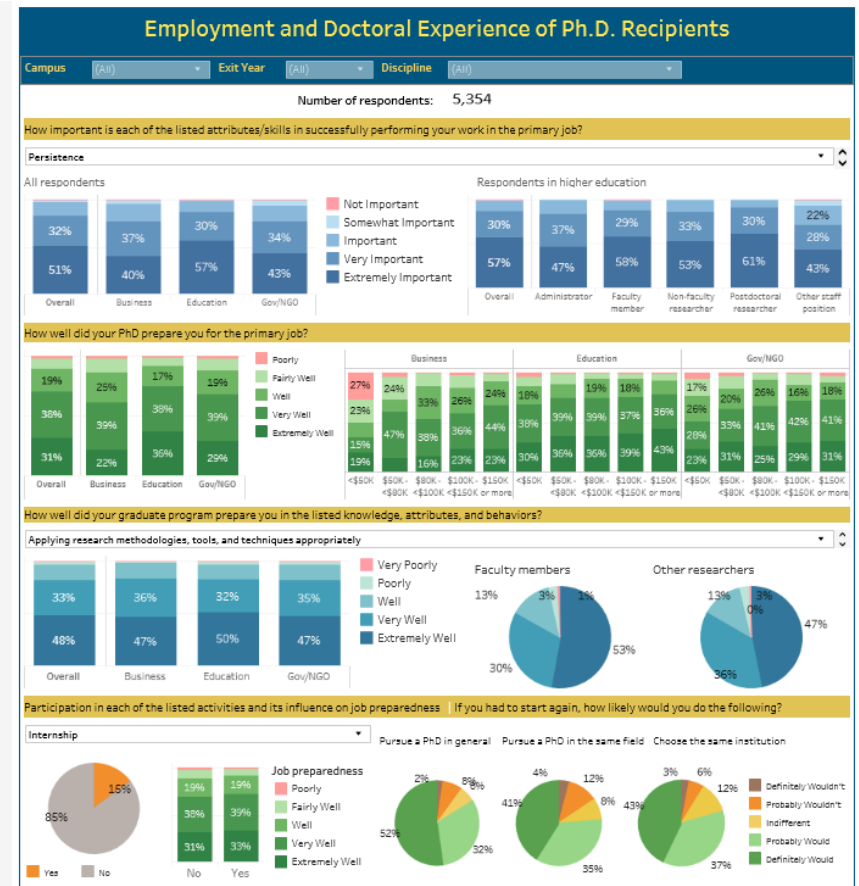



Survey responses on likelihood of pursuing a PhD in the same field or at the same institution

- 36% of Humanities alumni said they “definitely” or “probably” would pursue a PhD in the same field, compared to 41% for all alumni, with higher percentages for History (45%), Foreign Languages (45%), and Philosophy (53%)
- 39% of Humanities alumni said they “definitely” or “probably” would pursue a PhD at the same institution, compared to 43% overall, with higher percentages for Linguistics (47%), French Language (50%) and Foreign Language (55%)



UC Information Center employment and doctoral experience dashboard



<https://www.universityofcalifornia.edu/infocenter/employment-and-doctoral-experience-phd-recipients>

